



# **SIARAN MEDIA**

## *MEDIA RELEASE*

### **PERANGKAAN PERDAGANGAN BARANGAN ANTARABANGSA**

### ***INTERNATIONAL MERCHANDISE TRADE STATISTICS (IMTS)***

**APRIL**

***APRIL***

**2026**



**SIARAN MEDIA  
JABATAN PERANCANGAN EKONOMI DAN STATISTIK**

**PERANGKAAAN PERDAGANGAN BARANGAN ANTARABANGSA  
APRIL 2026**

**Lebih Imbangan Perdagangan Meningkat pada April 2026**

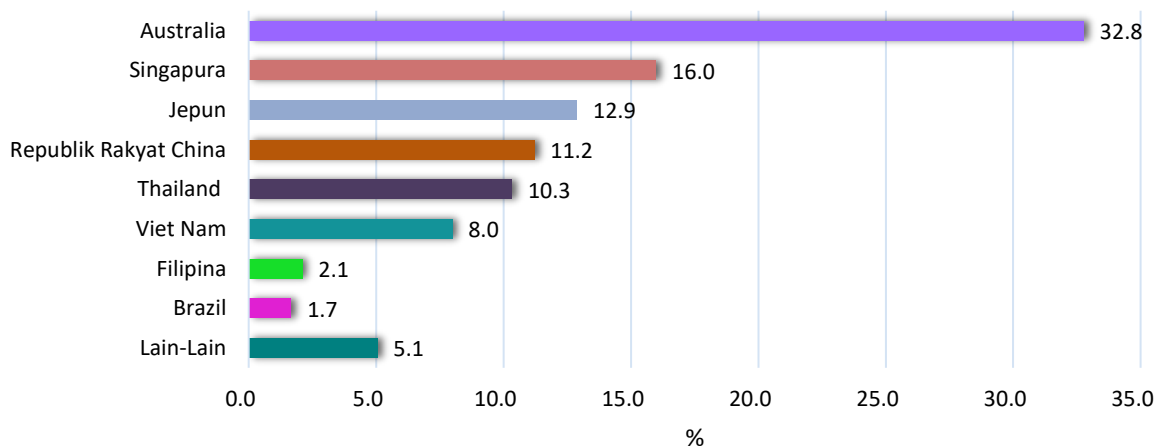
1. Imbangan perdagangan mencatatkan lebih BND1,118.6 juta iaitu meningkat sebanyak 180.8 peratus, berbanding bulan April 2025. Peningkatan ini adalah terutamanya didorong oleh peningkatan eksport sebanyak 75.8 peratus. Manakala import juga meningkat sebanyak 21.6 peratus.
2. Kedua-dua eksport dan import menyumbang kepada prestasi perdagangan yang kukuh, dengan jumlah perdagangan meningkat sebanyak 54.3 peratus kepada BND2,993.8 juta. Jumlah eksport dicatatkan meningkat kepada BND2,056.2 juta, terutamanya didorong oleh Bahan Api Galian sebanyak 77.6 peratus, diikuti oleh Bahan Kimia sebanyak 19.7 peratus.

**Eksport Utama Mengikut Komoditi**



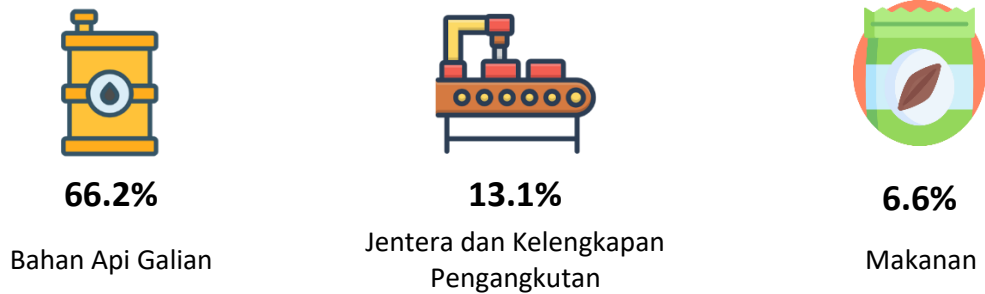
3. Pasaran eksport utama adalah Australia sebanyak 32.8 peratus, diikuti oleh Singapura dan Jepun, masing-masing sebanyak 16.0 peratus dan 12.9 peratus. Komoditi eksport terbesar ke negara-negara tersebut adalah Bahan Api Galian.

**Taburan Eksport Mengikut Rakan Dagangan**



4. Manakala, jumlah import meningkat kepada BND937.6 juta, terutamanya disumbangkan oleh Bahan Api Galian sebanyak 66.2 peratus, diikuti oleh Jentera dan Kelengkapan Pengangkutan sebanyak 13.1 peratus dan Makanan sebanyak 6.6 peratus.

### Import Utama Mengikut Komoditi



5. Sumbangan terbesar rakan dagangan import adalah dari Malaysia sebanyak 67.8 peratus, diikuti oleh Viet Nam sebanyak 6.0 peratus, dan Republik Rakyat China sebanyak 5.4 peratus. Komoditi import utama daripada rakan dagangan Malaysia dan Vietnam adalah Bahan Api Galian dan Bahan Kimia, manakala import daripada Republik Rakyat China adalah Barang-Barang Keluaran Kilang.
6. Import mengikut kategori penggunaan akhir digunakan untuk pemprosesan Barangan Perantaraan sebanyak 56.9 peratus, diikuti oleh Barangan Modal bagi operasi perniagaan sebanyak 40.0 peratus, dan Barangan Penggunaan bagi kegunaan isi rumah sebanyak 3.1 peratus.
7. Berbanding bulan Mac 2026, lebih imbalan perdagangan meningkat sebanyak 87.4 peratus didorong oleh peningkatan jumlah eksport (23.9 peratus) dan penurunan jumlah import (11.8 peratus). Jumlah perdagangan juga mencatatkan peningkatan sebanyak 10.0 peratus pada bulan April 2026.
8. Laporan Perangkaan Perdagangan Barangan Antarabangsa bagi bulan April 2026 boleh didapati melalui laman sesawang JPES di [www.deps.gov.bn](http://www.deps.gov.bn).




Website: [deps.mofe.gov.bn](http://deps.mofe.gov.bn)  
 Email: [info.statistics@jpes.gov.bn](mailto:info.statistics@jpes.gov.bn)  
 Instagram: @statistics.jpes



جباتن فرانچن ايكونومي دان ستاتيستيك  
 DEPARTMENT OF ECONOMIC PLANNING AND STATISTICS  
 BRUNEI DARUSSALAM

# PERANGKAAAN PERDAGANGAN BARANGAN ANTARABANGSA APRIL 2026

BND Juta





**MEDIA RELEASE**  
**DEPARTMENT OF ECONOMIC PLANNING AND STATISTICS**  
**INTERNATIONAL MERCHANDISE TRADE STATISTICS (IMTS)**  
**APRIL 2026**

---

**Trade Balance Surplus Increased in April 2026**

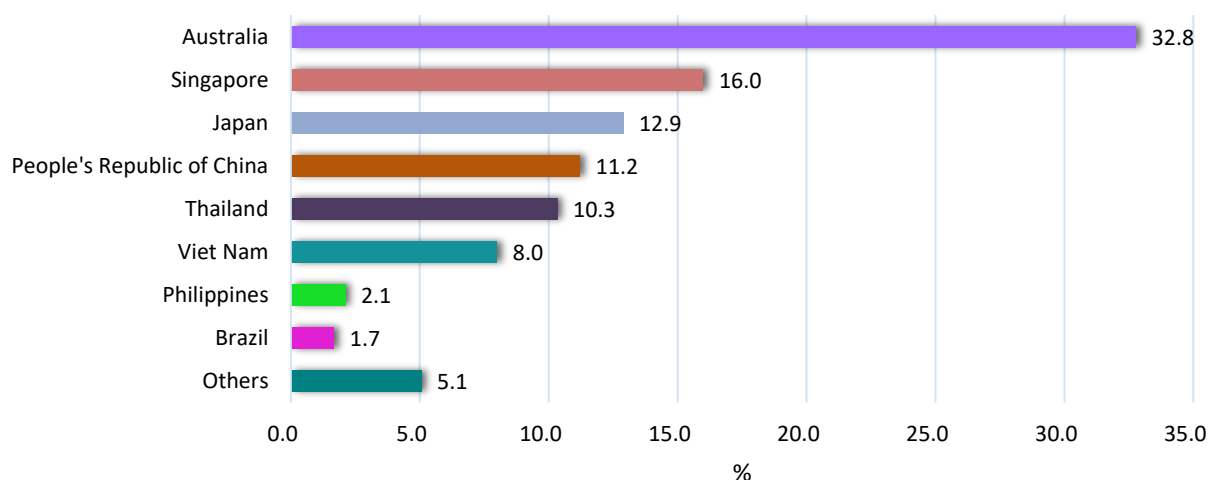
1. The trade balance recorded a surplus of BND1,118.6 million, an increase of 180.8 per cent, compared to April 2025. The growth was driven by a 75.8 per cent increase in exports. Meanwhile, imports increased by 21.6 per cent.
2. Both exports and imports contributed to strong trade performance, with total trade increasing by 54.3 per cent to BND2,993.8 million. Export value increased to BND2,056.2 million, primarily driven by Mineral Fuels, which accounted for 77.6 per cent of total exports, followed by Chemicals at 19.7 per cent.

**Main Exports by Commodity**



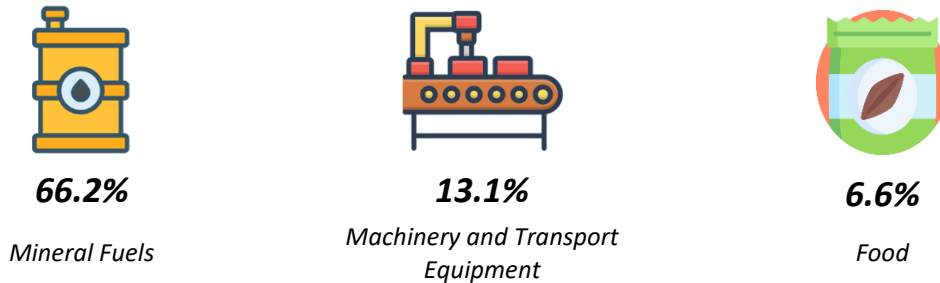
3. The main export markets were Australia accounting for 32.8 per cent, followed by Singapore and Japan at 16.0 per cent and 12.9 per cent, respectively. The largest export commodity to these countries was Mineral Fuels.

**Share of Exports by Trading Partners**



4. Meanwhile, import value increased to BND937.6 million, mainly contributed by Mineral Fuels at 66.2 per cent, followed by Machinery and Transport Equipment at 13.1 per cent, and Food at 6.6 per cent.

### Main Imports by Commodity



5. The largest import partners were Malaysia, accounting for 67.8 per cent, followed by Vietnam at 6.0 per cent, and the People's Republic of China at 5.4 per cent. The main import commodities from Malaysia and Vietnam were Mineral Fuels and Chemicals, while imports from the People's Republic of China were Manufactured Goods.
6. The imports by end-use categories were mainly used for the processing of Intermediate Goods accounting for 56.9 per cent, followed by Capital Goods for business operations at 40.0 per cent, and Consumption Goods for household use at 3.1 per cent.
7. Compared to March 2026, the trade surplus increased by 87.4 per cent, driven by an increase in exports (23.9 per cent) and decline in imports (11.8 per cent). Total trade also recorded a 10.0 per cent increase in April 2026.
8. The International Merchandise Trade Statistics report for April 2026 can be accessed through the DEPS's website at [www.deps.gov.bn](http://www.deps.gov.bn).



Website: [deps.mofe.gov.bn](http://deps.mofe.gov.bn)  
 Email: [info.statistics@jpes.gov.bn](mailto:info.statistics@jpes.gov.bn)  
 Instagram: @statistics.jpes



جباتن فرانچغن ايكونومي دان ستاتيستيك  
 DEPARTMENT OF ECONOMIC PLANNING AND STATISTICS  
 BRUNEI DARUSSALAM

# INTERNATIONAL MERCHANDISE TRADE STATISTICS

## APRIL 2026

BND Million

