



# **SIARAN MEDIA**

## *MEDIA RELEASE*

### **PERANGKAAAN PERDAGANGAN BARANGAN ANTARABANGSA**

### ***INTERNATIONAL MERCHANDISE TRADE STATISTICS (IMTS)***

**MAC**

***MARCH***

**2026**

Jabatan Perancangan Ekonomi dan Statistik  
Kementerian Kewangan dan Ekonomi  
Negara Brunei Darussalam

*Department of Economic Planning and Statistics  
Ministry of Finance and Economy  
Brunei Darussalam*



**SIARAN MEDIA  
JABATAN PERANCANGAN EKONOMI DAN STATISTIK  
KEMENTERIAN KEWANGAN DAN EKONOMI**

**PERANGKAAAN PERDAGANGAN BARANGAN ANTARABANGSA  
MAC 2026**

**LEBIHAN IMBANGAN PERDAGANGAN MENINGKAT SEBANYAK 21.4 PERATUS BAGI MAC 2026**

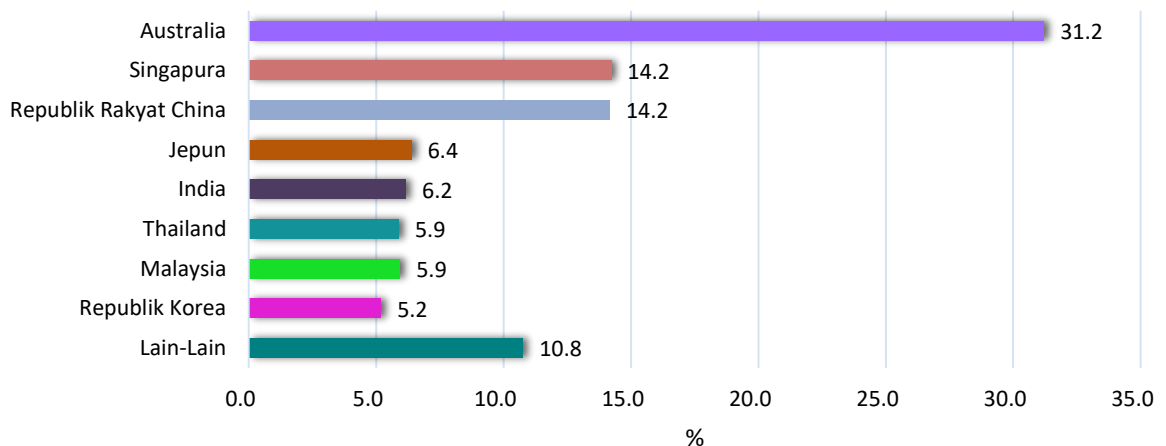
1. Imbangan perdagangan mencatatkan lebih sebanyak BND597.0 juta iaitu meningkat sebanyak 21.4 peratus, berbanding bulan Mac 2025. Peningkatan ini adalah didorong oleh prestasi perdagangan yang kukuh dengan jumlah perdagangan meningkat sebanyak 35.4 peratus, kepada BND2,722.6 juta. Peningkatan ini disumbangkan oleh peningkatan bagi kedua-dua eksport dan import masing-masing sebanyak 32.7 peratus dan 40.0 peratus.
2. Jumlah eksport sebanyak BND1,659.8 juta adalah terutamanya disumbangkan oleh Bahan Api Galian sebanyak 78.6 peratus, diikuti oleh Bahan Kimia sebanyak 19.8 peratus.

**Eksport Utama Mengikut Komoditi**



3. Pasaran eksport utama adalah Australia sebanyak 31.2 peratus, diikuti oleh Singapura dan Republik Rakyat China, masing-masing sebanyak 14.2 peratus. Komoditi eksport terbesar ke negara-negara tersebut adalah Bahan Api Galian dan Bahan Kimia.

**Taburan Eksport Mengikut Rakan Dagangan**



- Manakala, nilai import adalah sebanyak BND1,062.8 juta, terutamanya disumbangkan oleh Bahan Api Galian sebanyak 75.9 peratus, diikuti oleh Jentera dan Kelengkapan Pengangkutan sebanyak 6.7 peratus, dan Makanan sebanyak 6.4 peratus.

#### Import Utama Mengikut Komoditi



**75.9%**

Bahan Api Galian



**6.7%**

Jentera dan Kelengkapan  
Pengangkutan



**6.4%**

Makanan

- Sumbangan terbesar rakan dagangan import adalah dari Singapura sebanyak 52.4 peratus, diikuti oleh Australia sebanyak 14.3 peratus, dan Malaysia sebanyak 11.2 peratus. Komoditi import utama daripada rakan dagangan adalah Bahan Api Galian.
- Import mengikut kategori penggunaan akhir digunakan untuk pemrosesan Barangan Perantaraan sebanyak 57.5 peratus, diikuti oleh Barangan Modal bagi operasi perniagaan sebanyak 40.0 peratus, dan Barangan Penggunaan bagi kegunaan isi rumah sebanyak 2.5 peratus.
- Berbanding bulan Februari 2026, jumlah perdagangan meningkat sebanyak 88.6 peratus pada bulan Mac 2026, didorong oleh peningkatan eksport sebanyak 70.1 peratus dan import sebanyak 127.2 peratus.
- Laporan Perangkaan Perdagangan Barangan Antarabangsa bagi bulan Mac 2026 boleh didapati melalui laman sesawang JPES di <https://deps.mofe.gov.bn>.



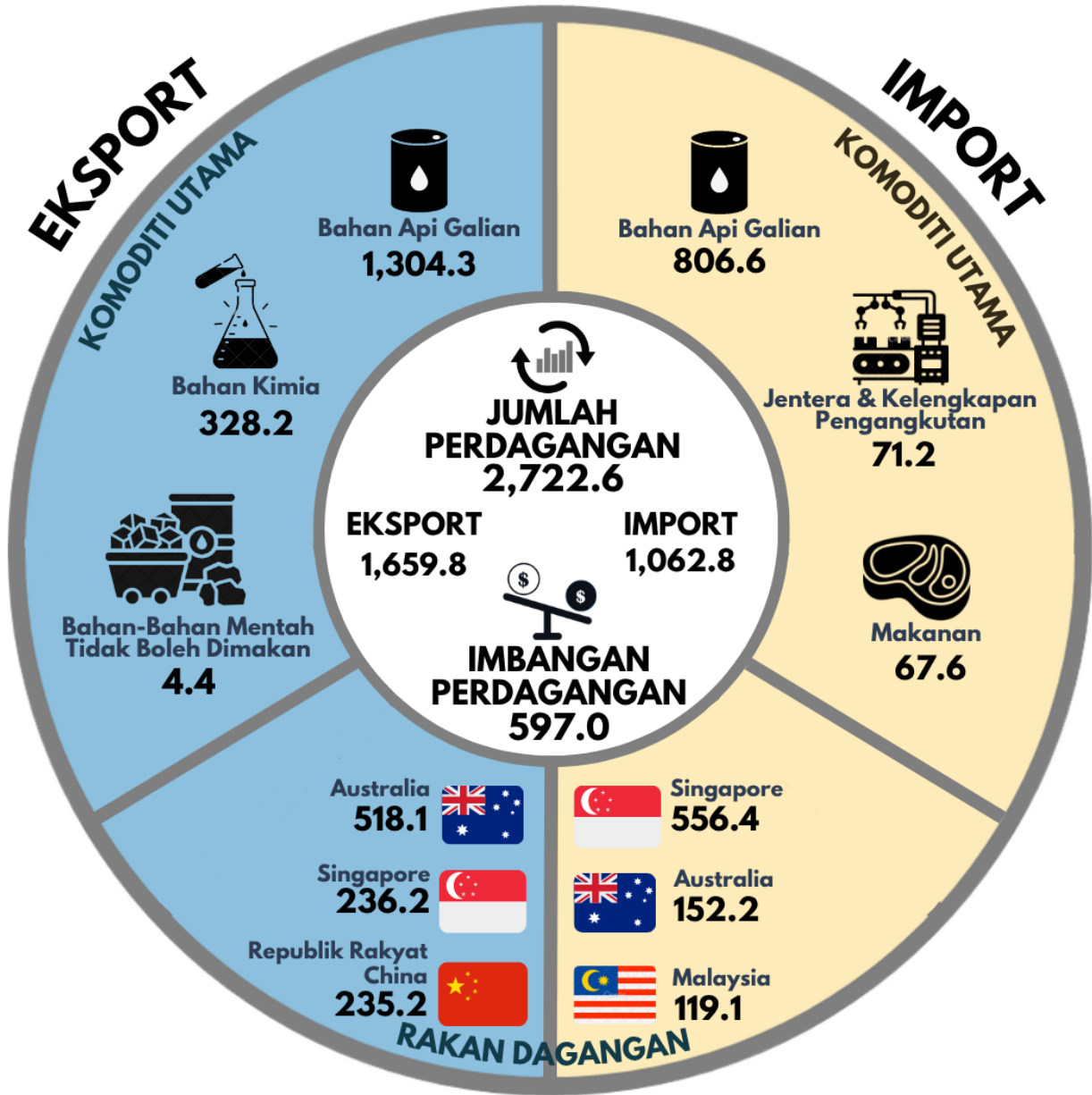
Website: [deps.mofe.gov.bn](http://deps.mofe.gov.bn)  
 Email: [info.statistics@jpes.gov.bn](mailto:info.statistics@jpes.gov.bn)  
 Instagram: @statistics.jpes



جباتن فرانچغن ايكونومي دان ستاتيستيك  
 DEPARTMENT OF ECONOMIC PLANNING AND STATISTICS  
 MINISTRY OF FINANCE AND ECONOMY  
 BRUNEI DARUSSALAM

# PERANGKAAAN PERDAGANGAN BARANGAN ANTARABANGSA MAC 2026

BND Juta





**MEDIA RELEASE**  
**DEPARTMENT OF ECONOMIC PLANNING AND STATISTICS**  
**MINISTRY OF FINANCE AND ECONOMY**

**INTERNATIONAL MERCHANDISE TRADE STATISTICS (IMTS)**  
**MARCH 2026**

**TRADE BALANCE SURPLUS INCREASED BY 21.4 PER CENT IN MARCH 2026**

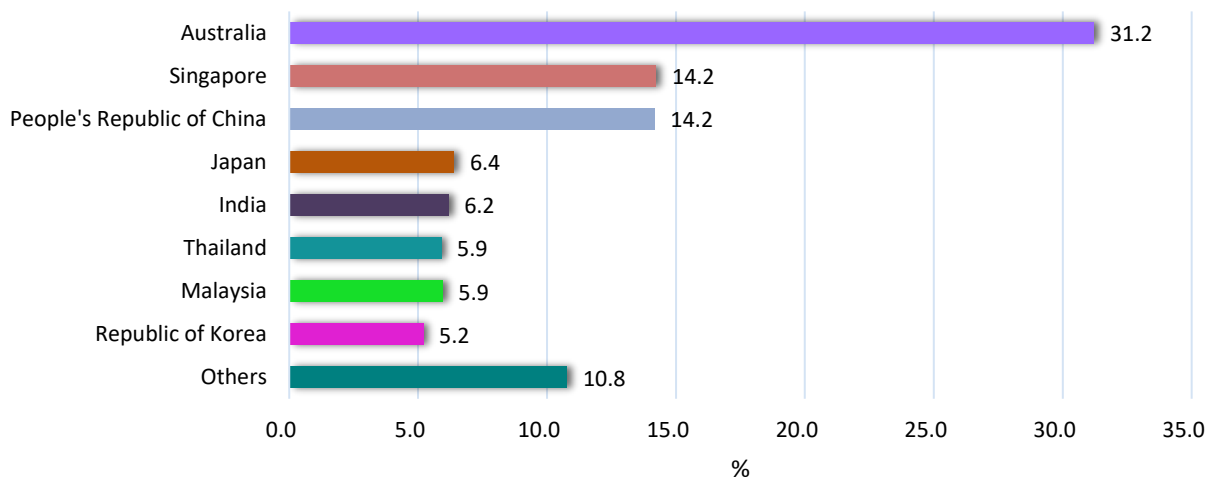
1. The trade balance recorded a surplus of BND597.0 million, representing an increase of 21.4 per cent, compared to March 2025. This was supported by strong trade performance with total trade growing by 35.4 per cent to BND2,722.6 million. The increase was driven by higher exports and imports by 32.7 per cent and 40.0 per cent, respectively.
2. Total exports amounted to BND1,659.8 million was mainly contributed by Mineral Fuels accounting for 78.6 per cent, followed by Chemicals at 19.8 per cent.

**Main Exports by Commodity**



3. The main export markets were Australia accounting for 31.2 per cent, followed by Singapore and the People's Republic of China at 14.2 per cent each. The largest export commodities to these countries were Mineral Fuels and Chemicals.

**Share of Exports by Trading Partners**



4. Meanwhile, total import values amounted to BND1,062.8 million, mainly contributed by Mineral Fuels at 75.9 per cent, followed by Machinery and Transport Equipment at 6.7 per cent, and Foods at 6.4 per cent.

#### Main Imports by Commodity



**75.9%**

Mineral Fuels



**6.7%**

Machinery and Transport  
Equipment



**6.4%**

Food

5. The largest import partners were Singapore, accounting for 52.4 per cent, followed by Australia at 14.3 per cent, and Malaysia at 11.2 per cent. The main import commodities from these trading partners were Mineral Fuels.
6. The imports for end use categories were mainly used as Intermediate Goods processing accounting for 57.5 per cent, followed by Capital Goods for business operations at 40.0 per cent, and Consumption Goods for household use at 2.5 per cent.
7. Compared to February 2026, the total trade value increased significantly by 88.6 per cent in March 2026, driven by an increase in exports by 70.1 per cent and imports by 127.2 per cent.
8. The International Merchandise Trade Statistics report for March 2026 can be accessed through the DEPS's website at <https://deps.mofe.gov.bn>.



Website: [deps.mofe.gov.bn](http://deps.mofe.gov.bn)  
 Email: [info.statistics@jpes.gov.bn](mailto:info.statistics@jpes.gov.bn)  
 Instagram: [@statistics.jpes](https://www.instagram.com/statistics.jpes)



جباتن فرانچغن ايكونومي دان ستاتيستيك  
 DEPARTMENT OF ECONOMIC PLANNING AND STATISTICS  
 MINISTRY OF FINANCE AND ECONOMY  
 BRUNEI DARUSSALAM

# INTERNATIONAL MERCHANDISE TRADE STATISTICS

## MARCH 2026

BND Million

