



SIARAN MEDIA

MEDIA RELEASE

PERANGKAAAN PERDAGANGAN BARANGAN ANTARABANGSA

INTERNATIONAL MERCHANDISE TRADE STATISTICS (IMTS)

FEBRUARI

FEBRUARY

2026

Jabatan Perancangan Ekonomi dan Statistik
Kementerian Kewangan dan Ekonomi
Negara Brunei Darussalam

*Department of Economic Planning and Statistics
Ministry of Finance and Economy
Brunei Darussalam*



**SIARAN MEDIA
JABATAN PERANCANGAN EKONOMI DAN STATISTIK
KEMENTERIAN KEWANGAN DAN EKONOMI**

**PERANGKAAAN PERDAGANGAN BARANGAN ANTARABANGSA
FEBRUARI 2026**

IMBANGAN PERDAGANGAN MENCATATKAN LEBIHAN BND507.9 JUTA BAGI FEBRUARI 2026

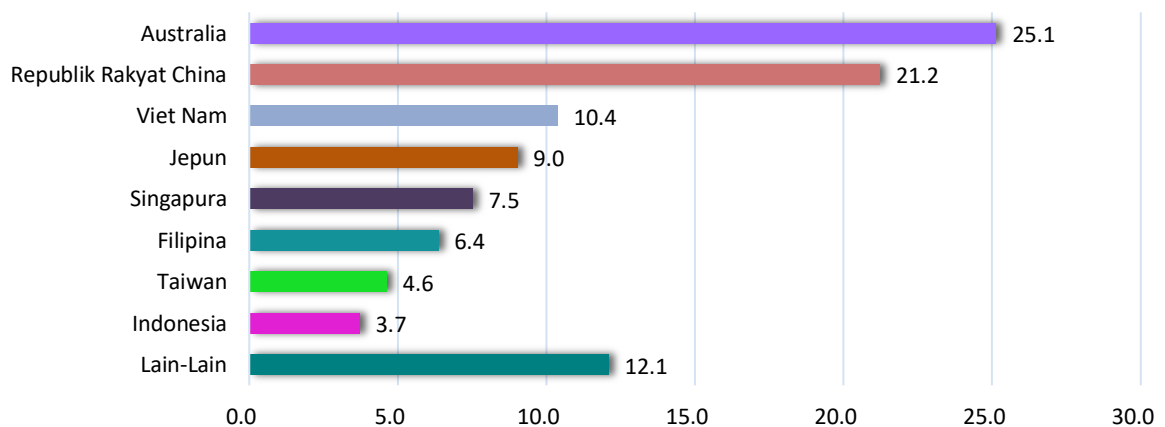
1. Jumlah perdagangan pada bulan Februari 2026 adalah sebanyak BND1,443.3 juta, yang terdiri daripada eksport bernilai BND975.6 juta dan import berjumlah BND467.7 juta, seterusnya mencatatkan imbalan perdagangan lebih sebanyak BND507.9 juta.
2. Penyumbang utama kepada nilai eksport adalah Bahan Api Galian sebanyak 69.1 peratus, diikuti oleh Bahan Kimia sebanyak 28.6 peratus.

Eksport Utama Mengikut Komoditi



3. Pasaran eksport utama adalah Australia sebanyak 25.1 peratus, diikuti oleh Republik Rakyat China dan Viet Nam, masing-masing sebanyak 21.2 peratus dan 10.4 peratus. Komoditi eksport terbesar ke negara-negara tersebut adalah Bahan Api Galian dan Bahan Kimia.

Taburan Eksport Mengikut Rakan Dagangan



4. Manakala, bagi import, penyumbang utama adalah Bahan Api Galian sebanyak 36.8 peratus, diikuti oleh Jentera dan Kelengkapan Pengangkutan sebanyak 25.0 peratus, dan Makanan sebanyak 14.0 peratus.

Import Utama Mengikut Komoditi



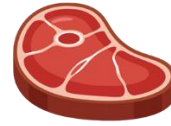
36.8%

Bahan Api Galian



25.0%

Jentera dan Kelengkapan
Pengangkutan



14.0%

Makanan

5. Sumbangan terbesar rakan dagangan import adalah dari Malaysia sebanyak 24.7 peratus, diikuti oleh Australia sebanyak 14.9 peratus, dan Republik Rakyat China sebanyak 12.5 peratus. Komoditi import utama daripada rakan dagangan adalah Bahan Api Galian; dan Jentera dan Kelengkapan Pengangkutan.
6. Import mengikut kategori penggunaan akhir digunakan untuk pemrosesan Barangan Perantaraan sebanyak 59.1 peratus, diikuti oleh Barangan Modal bagi operasi perniagaan sebanyak 34.3 peratus, dan Barangan Penggunaan bagi kegunaan isi rumah sebanyak 6.6 peratus.
7. Berbanding bulan Februari 2025, jumlah perdagangan menurun sebanyak 19.5 peratus pada bulan Februari 2026, didorong oleh penurunan eksport dan import masing-masing sebanyak 13.2 peratus dan 30.2 peratus.
8. Laporan Perangkaan Perdagangan Barangan Antarabangsa bagi bulan Februari 2026 boleh didapati melalui laman sesawang JPES di <https://deps.mofe.gov.bn>.




Website: deps.mofe.gov.bn
 Email: info.statistics@jpes.gov.bn
 Instagram: [@statistics.jpes](https://www.instagram.com/statistics.jpes)



جباتن فرانچغن ايكونومي دان ستاتيستيك
 DEPARTMENT OF ECONOMIC PLANNING AND STATISTICS
 MINISTRY OF FINANCE AND ECONOMY
 BRUNEI DARUSSALAM

PERANGKAAAN PERDAGANGAN BARANGAN ANTARABANGSA FEBRUARI 2026

BND Juta





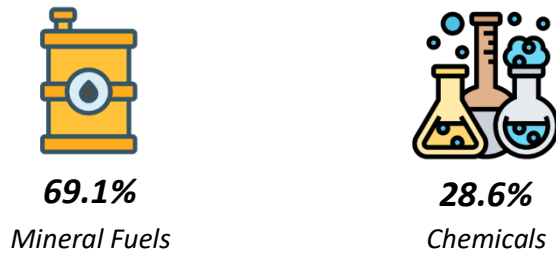
MEDIA RELEASE
DEPARTMENT OF ECONOMIC PLANNING AND STATISTICS
MINISTRY OF FINANCE AND ECONOMY

INTERNATIONAL MERCHANDISE TRADE STATISTICS (IMTS)
FEBRUARY 2026

TRADE BALANCE RECORDED A SURPLUS OF BND507.9 MILLION IN FEBRUARY 2026

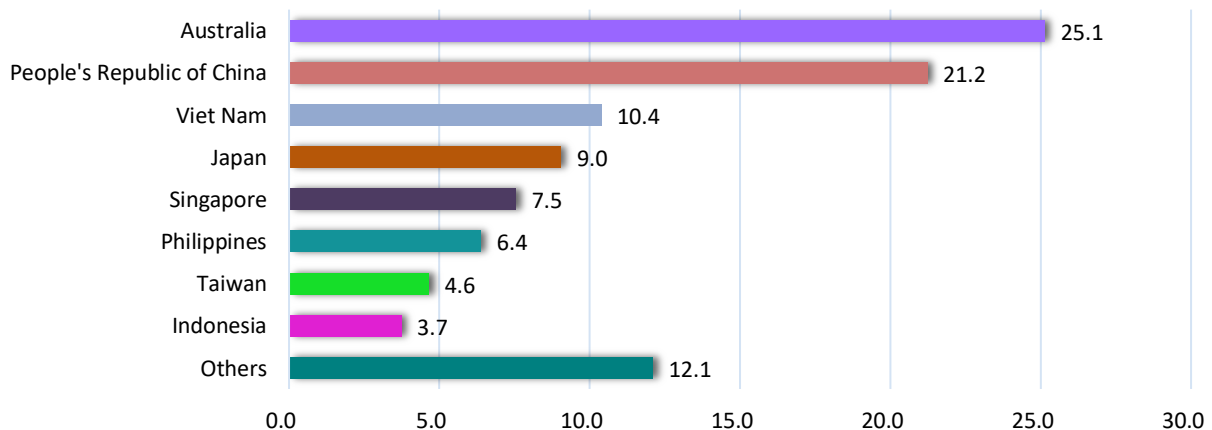
1. The total trade in February 2026 amounted to BND1,443.3 million, comprising exports valued at BND975.6 million and imports valued at BND467.7 million, which recorded in a trade balance surplus of BND507.9 million.
2. The major contributors to the exports value were Mineral Fuels accounting for 69.1 per cent, followed by Chemicals at 28.6 per cent.

Main Exports by Commodity



3. The main export markets were Australia accounting for 25.1 per cent, followed by the People's Republic of China and Viet Nam at 21.2 per cent and 10.4 per cent, respectively. The largest export commodities to these countries were Mineral Fuels and Chemicals.

Share of Exports by Trading Partners



4. *Meanwhile, for imports, the major contributors were Mineral Fuels at 36.8 per cent, followed by Machinery and Transport Equipment at 25.0 per cent, and Foods at 14.0 per cent.*

Main Imports by Commodity



36.8%

Mineral Fuels



25.0%

*Machinery and Transport
Equipment*



14.0%

Food

5. *The largest import partners were Malaysia, accounting for 24.7 per cent, followed by Australia at 14.9 per cent, and People's Republic of China at 12.5 per cent. The main import commodities from these trading partners were Mineral Fuels; and Machinery and Transport Equipment.*
6. *The imports for end use categories were mainly used as Intermediate Goods processing accounting for 59.1 per cent, followed by Capital Goods for business operations at 34.3 per cent, and Consumption Goods for household use at 6.6 per cent.*
7. *Compared to February 2025, the total trade value declined by 19.5 per cent in February 2026, driven by decreases in both exports and imports by 13.2 per cent and 30.2 per cent, respectively.*
8. *The International Merchandise Trade Statistics report for February 2026 can be accessed through the DEPS's website at <https://deps.mofe.gov.bn>.*



Website: deps.mofe.gov.bn
 Email: info.statistics@jpes.gov.bn
 Instagram: @statistics.jpes



جباتن فرانچشن ايكونومي دان ستاتيستيك
 DEPARTMENT OF ECONOMIC PLANNING AND STATISTICS
 MINISTRY OF FINANCE AND ECONOMY
 BRUNEI DARUSSALAM

INTERNATIONAL MERCHANDISE TRADE STATISTICS

FEBRUARY 2026

BND Million

