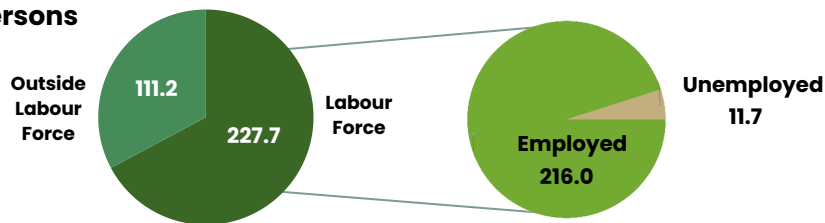


LABOUR FORCE SURVEY 2023

Aged 18 years and over

Thousand Persons

Persons



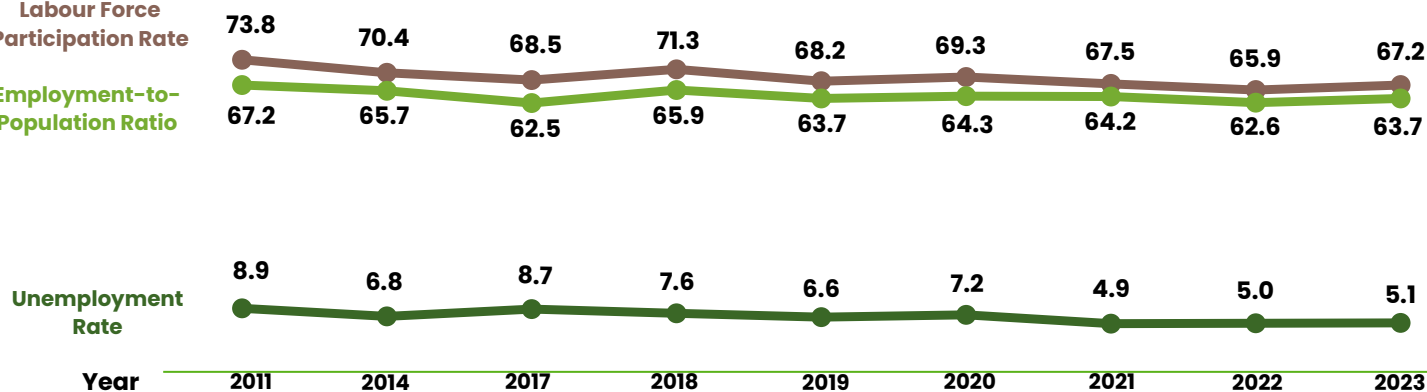
Labour force consists of population in the age group of 18 years and above who are employed and unemployed



Labour Force Participation Rate

Employment-to-Population Ratio

Percentage (%)

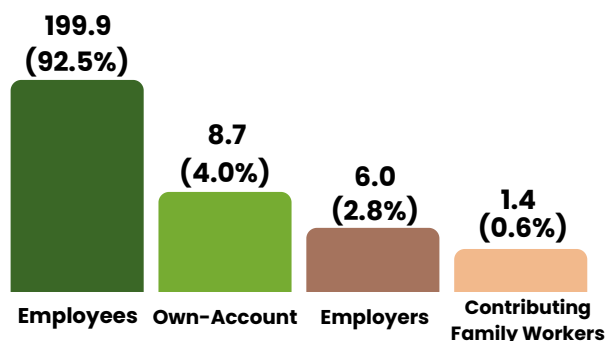


Employed

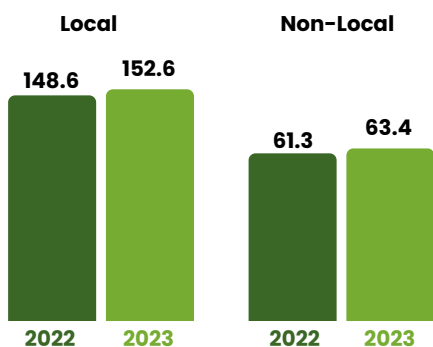
Sex



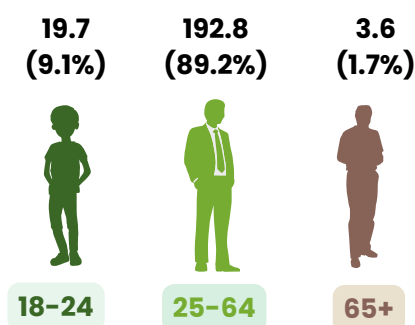
Employment Status



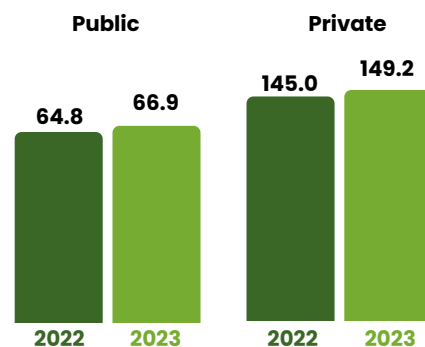
Residential Status



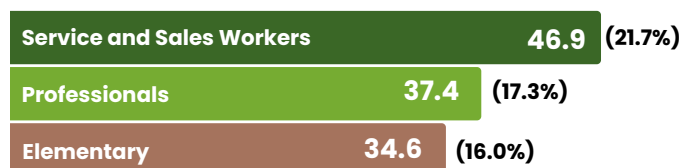
Age Group




Sector



Top 3 Occupations



Top 3 Economic Activities



Note:

1. Year 2011 is census year
2. Year 2014 to 2023 are obtained from Labour Force Survey (LFS)
3. Year 2017 to 2020 are revised based on the final data of Population and Housing Census (BPP) 2021 and the Labour Force Survey (LFS) 2021
4. Data may not add up to the total due to the rounding

Source: Department of Economic Planning and Statistics (DEPS)