



SIARAN MEDIA
MEDIA RELEASE

PERANGKAAAN PERDAGANGAN BARANGAN
ANTARABANGSA
INTERNATIONAL MERCHANDISE TRADE STATISTICS (IMTS)

FEBRUARI

FEBRUARY

2025




SIARAN MEDIA
JABATAN PERANCANGAN EKONOMI DAN STATISTIK
KEMENTERIAN KEWANGAN DAN EKONOMI

PERANGKAIAN PERDAGANGAN BARANGAN ANTARABANGSA
FEBRUARI 2025

JUMLAH PERDAGANGAN BAGI BULAN FEBRUARI 2025 MENCATATKAN BND1,794.2 JUTA

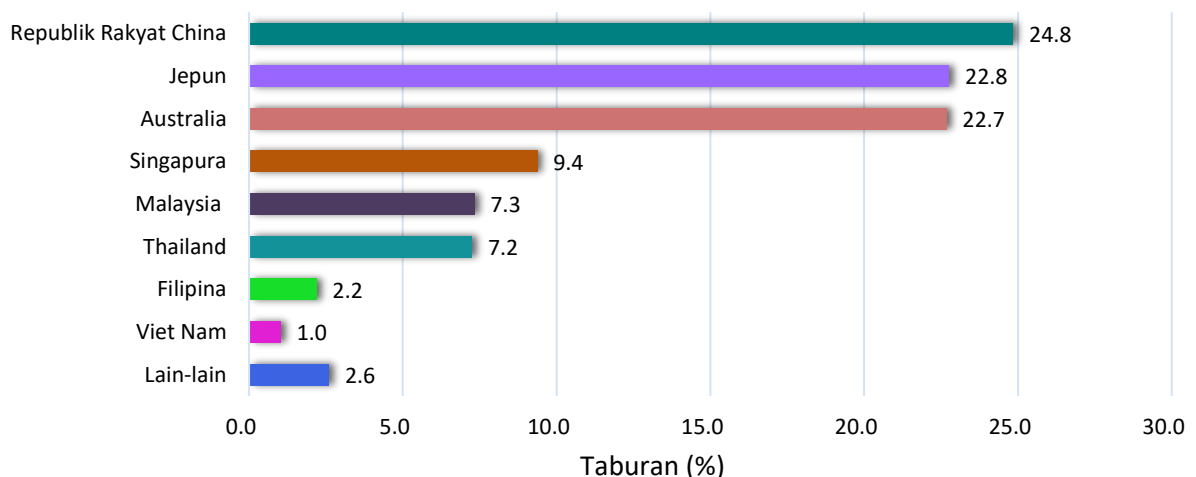
1. Jumlah perdagangan bagi bulan Februari 2025 adalah sebanyak BND1,794.2 juta, yang terdiri daripada eksport berjumlah BND1,130.0 juta dan import berjumlah BND664.2 juta.
2. Penyumbang utama kepada nilai eksport adalah Bahan Api Galian sebanyak 68.6 peratus, diikuti oleh Bahan Kimia sebanyak 26.0 peratus dan Jentera dan Kelengkapan Pengangkutan sebanyak 3.4 peratus.

Eksport Utama Mengikut Komoditi



3. Pasaran eksport utama adalah Republik Rakyat China sebanyak 24.8 peratus, diikuti oleh Jepun dan Australia, masing-masing sebanyak 22.8 peratus dan 22.7 peratus. Komoditi eksport terbesar ke negara-negara tersebut adalah Bahan Api Galian dan Bahan Kimia.

Taburan Eksport Mengikut Rakan Dagangan



4. Manakala, import pada bulan Februari 2025 bernilai BND664.2 juta. Tiga komoditi import utama adalah Bahan Api Galian, menyumbang sebanyak 70.7 peratus, diikuti oleh Jentera dan Kelengkapan Pengangkutan sebanyak 8.8 peratus, dan Makanan sebanyak 7.7 peratus.

Import Utama Mengikut Komoditi



5. Sumbangan terbesar rakan dagangan import adalah dari Malaysia sebanyak 39.1 peratus, diikuti oleh Emiriah Arab Bersatu sebanyak 17.1 peratus, dan Papua New Guinea sebanyak 10.9 peratus. Komoditi import utama daripada rakan dagangan adalah Bahan Api Galian, Makanan dan juga Bahan Kimia.
6. Berbanding Januari 2025, imbalan perdagangan menurun sebanyak 9.9 peratus pada bulan Februari 2025. Ini didorong oleh penurunan eksport dan import masing-masing sebanyak 8.1 peratus dan 6.8 peratus.
7. Import mengikut kategori penggunaan akhir digunakan untuk pemrosesan Barangan Perantaraan sebanyak 62.0 peratus, diikuti oleh Barangan Modal bagi operasi perniagaan sebanyak 34.7 peratus, dan Barangan Penggunaan bagi kegunaan isi rumah sebanyak 3.3 peratus.
8. Laporan Perangkaan Perdagangan Barangan Antarabangsa bagi bulan Februari 2025 boleh didapati melalui laman sesawang JPES di <https://deps.mofe.gov.bn>.



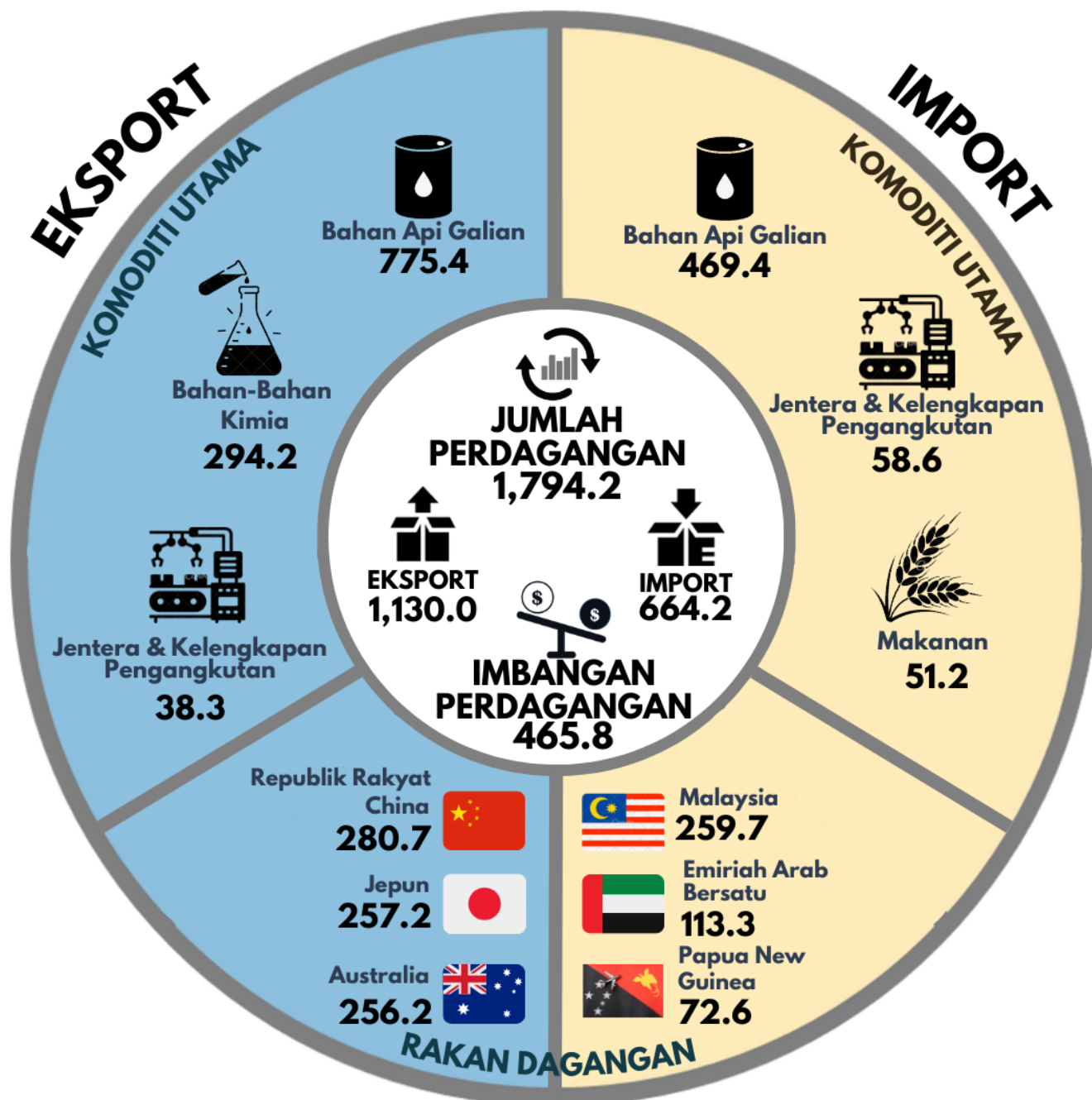
Website: deps.mofe.gov.bn
 Email: info.statistics@jpes.gov.bn
 Instagram: [@statistics.jpes](https://www.instagram.com/statistics.jpes)



جباتن فرانچغن ايكونومي دان ستاتيستيك
 DEPARTMENT OF ECONOMIC PLANNING AND STATISTICS
 MINISTRY OF FINANCE AND ECONOMY
 BRUNEI DARUSSALAM

PERANGKAAN PERDAGANGAN BARANGAN ANTARABANGSA FEBRUARI 2025

BND Juta






MEDIA RELEASE
DEPARTMENT OF ECONOMIC PLANNING AND STATISTICS
MINISTRY OF FINANCE AND ECONOMY

INTERNATIONAL MERCHANDISE TRADE STATISTICS (IMTS)
FEBRUARY 2025

TOTAL TRADE IN FEBRUARY 2025 RECORDED AT BND1,794.2 MILLION

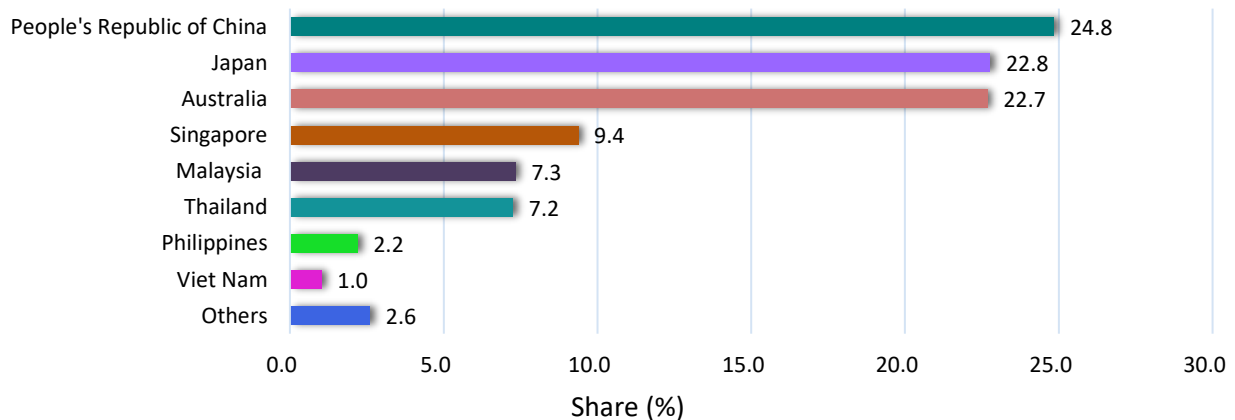
1. The total trade for February 2025 was BND1,794.2 million comprising exports valued at BND1,130.0 million and imports amounting to BND 664.2 million.
2. The major contributors to the export value were Mineral Fuels accounting for 68.6 per cent, followed by Chemicals at 26.0 per cent and Machinery and Transport Equipment at 3.4 per cent.

Main Exports by Commodity



3. The main export markets were the People's Republic of China accounting for 24.8 per cent, followed by Japan and Australia at 22.8 per cent and 22.7 per cent respectively. The largest export commodities to these countries were Mineral Fuels and Chemicals.

Share of Exports by Trading Partners



4. *Meanwhile, imports in February 2025 were valued at BND664.2 million. The three main import commodities were Mineral Fuels, accounting for 70.7 per cent, followed by Machinery and Transport Equipment at 8.8 per cent, and Food at 7.7 per cent.*

Main Imports by Commodity



5. *The largest import partners were Malaysia, accounting for 39.1 per cent, followed by the United Arab Emirates at 17.1 per cent and Papua New Guinea at 10.9 per cent. The main import commodities from these trading partners were Mineral Fuels, Food as well as Chemicals.*
6. *Compared to January 2025, the trade balance in February 2025 fell by 9.9 per cent. This was driven by a fall in both exports and imports by 8.1 per cent and 6.8 per cent, respectively.*
7. *The imports for end use categories were mainly used as Intermediate Goods processing accounting for 62.0 per cent, followed by Capital Goods for business operations at 34.7 per cent, and Consumption Goods for household use at 3.3 per cent.*
8. *The International Merchandise Trade Statistics report for February 2025 can be accessed through the DEPS's website at <https://deps.mofe.gov.bn>*



Website: deps.mofe.gov.bn
 Email: info.statistics@jpes.gov.bn
 Instagram: [@statistics.jpes](https://www.instagram.com/statistics.jpes)



جباتن فرانچغن ايكونومي دان ستاتيستيك
 DEPARTMENT OF ECONOMIC PLANNING AND STATISTICS
 MINISTRY OF FINANCE AND ECONOMY
 BRUNEI DARUSSALAM

INTERNATIONAL MERCHANDISE TRADE STATISTICS

FEBRUARY 2025

BND Million

