



**SIARAN MEDIA**  
*MEDIA RELEASE*

**PERANGKAAN PERDAGANGAN BARANGAN**  
**ANTARABANGSA**  
*INTERNATIONAL MERCHANDISE TRADE STATISTICS (IMTS)*

**NOVEMBER**

***NOVEMBER***

**2024**




**SIARAN MEDIA**  
**JABATAN PERANCANGAN EKONOMI DAN STATISTIK**  
**KEMENTERIAN KEWANGAN DAN EKONOMI**

**PERANGKAIAN PERDAGANGAN BARANGAN ANTARABANGSA**  
**NOVEMBER 2024**

**JUMLAH PERDAGANGAN MENINGKAT 11.6 PERATUS BULAN-KE-BULAN**

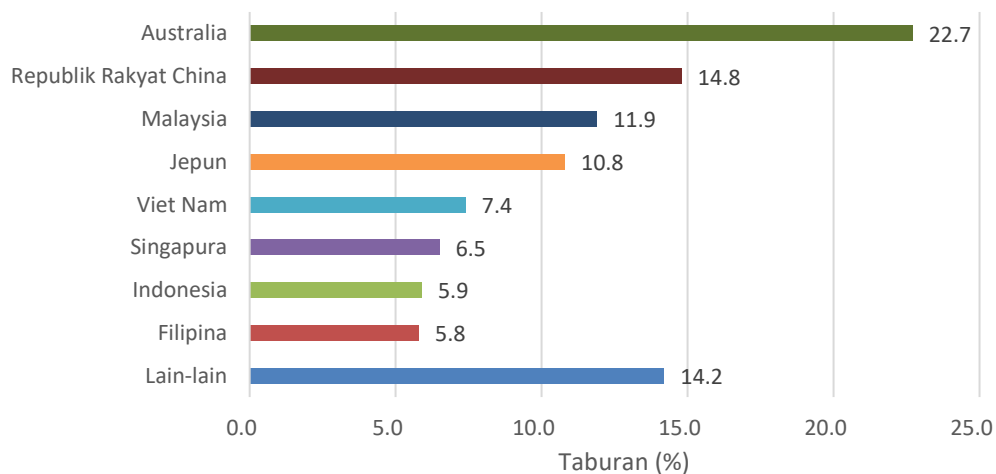
1. Jumlah perdagangan bagi bulan November 2024 meningkat sebanyak 11.6 peratus kepada BND1,877.4 juta, berbanding Oktober 2024. Peningkatan ini adalah disumbangkan oleh nilai eksport sebanyak BND1,153.3 juta dan import berjumlah BND724.1 juta.
2. Penyumbang utama kepada nilai eksport adalah Bahan Api Galian sebanyak 79.2 peratus, diikuti oleh Bahan Kimia sebanyak 16.8 peratus dan Barang-Barang Keluaran Kilang sebanyak 2.2 peratus.

**Eksport Utama Mengikut Komoditi**



3. Pasaran eksport utama adalah Australia sebanyak 22.7 peratus, diikuti oleh Republik Rakyat China dan Malaysia, masing-masing sebanyak 14.8 peratus dan 11.9 peratus. Komoditi eksport terbesar ke negara-negara tersebut adalah Bahan Api Galian dan Bahan Kimia.

**Taburan Eksport Mengikut Rakan Dagangan**



4. Manakala, import pada bulan November 2024 bernilai BND724.1 juta. Tiga komoditi import utama adalah Bahan Api Galian, menyumbang sebanyak 62.9 peratus, diikuti oleh Jentera dan Kelengkapan Pengangkutan sebanyak 11.2 peratus dan Makanan sebanyak 9.7 peratus.

### Import Utama Mengikut Komoditi



5. Sumbangan terbesar rakan dagangan import adalah dari Malaysia sebanyak 32.8 peratus, diikuti oleh Emiriah Arab Bersatu sebanyak 14.1 peratus dan Arab Saudi sebanyak 14.0 peratus. Komoditi import utama daripada rakan dagangan adalah Bahan Api Galian, Makanan dan Bahan Kimia.
6. Berbanding Oktober 2024, imbalan perdagangan pada November 2024 menurun sebanyak 3.4 peratus, didorong oleh peningkatan import sebanyak 17.0 peratus.
7. Import bagi kategori penggunaan akhir, terutamanya digunakan sebagai pemprosesan Barangan Perantaraan sebanyak 58.6 peratus, diikuti oleh Barangan Modal bagi operasi perniagaan sebanyak 37.5 peratus dan Barangan Penggunaan bagi kegunaan isi rumah sebanyak 3.9 peratus.
8. Laporan Perangkaan Perdagangan Barangan Antarabangsa bagi bulan November 2024 boleh didapati melalui laman sesawang JPES di <https://deps.mofe.gov.bn>.




Website: [deps.mofe.gov.bn](http://deps.mofe.gov.bn)  
 Email: [info.statistics@jpes.gov.bn](mailto:info.statistics@jpes.gov.bn)  
 Instagram: @statistics.jpes



جباتن فرانچغن ايكونومي دان ستاتيستيك  
 DEPARTMENT OF ECONOMIC PLANNING AND STATISTICS  
 MINISTRY OF FINANCE AND ECONOMY  
 BRUNEI DARUSSALAM

# PERANGKAAAN PERDAGANGAN BARANGAN ANTARABANGSA NOVEMBER 2024

BND Juta






**MEDIA RELEASE**  
**DEPARTMENT OF ECONOMIC PLANNING AND STATISTICS**  
**MINISTRY OF FINANCE AND ECONOMY**

**INTERNATIONAL MERCHANDISE TRADE STATISTICS (IMTS)**  
**NOVEMBER 2024**

**TOTAL TRADE GREW BY 11.6 PER CENT MONTH-ON-MONTH**

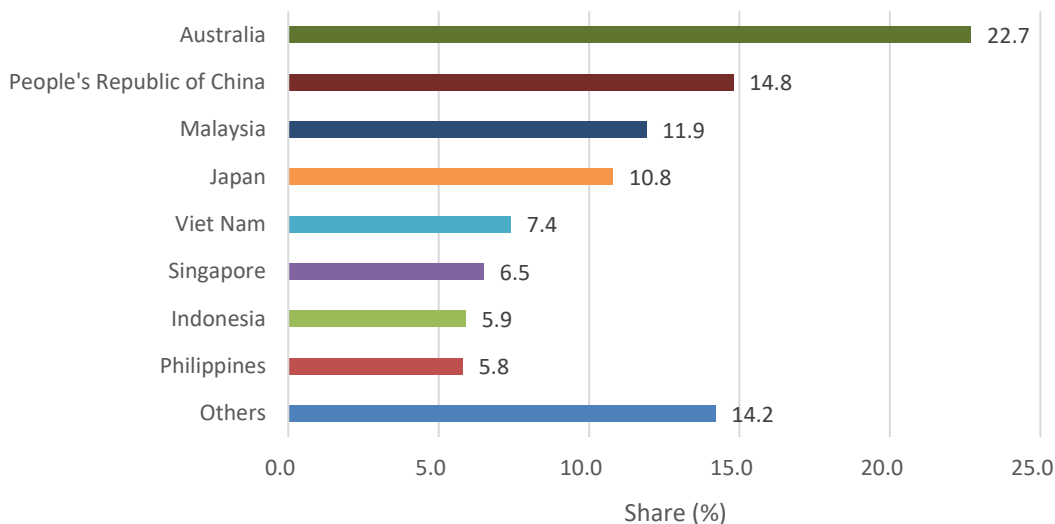
1. The total trade for November 2024 grew by 11.6 per cent to BND1,877.4 million, compared to October 2024. This growth was contributed by exports valued at BND1,153.3 million and imports amounting to BND724.1 million.
2. The major contributors to the export value were Mineral Fuels accounting for 79.2 per cent, followed by Chemicals at 16.8 per cent and Manufactured Goods at 2.2 per cent.

**Main Exports by Commodity**



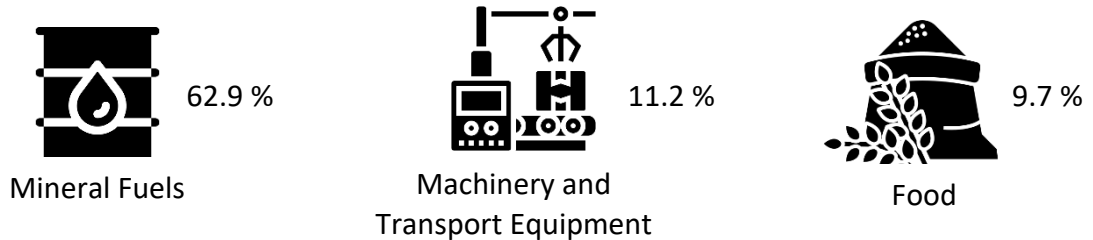
3. The main export markets were Australia accounting for 22.7 per cent, followed by People's Republic of China and Malaysia at 14.8 per cent and 11.9 per cent respectively. The largest export commodities to these countries were Mineral Fuels and Chemicals.

**Share of Exports by Trading Partners**



4. *Meanwhile, imports in November 2024 were valued at BND724.1 million. The three main import commodities were Mineral Fuels, accounting for 62.9 per cent, followed by Machinery and Transport Equipment at 11.2 per cent, and Food at 9.7 per cent.*

### **Main Imports by Commodity**



5. *The largest import partners were Malaysia accounting for 32.8 per cent, followed by United Arab Emirates at 14.1 per cent and Saudi Arabia at 14.0 per cent. The main import commodities from these partners were Mineral Fuels, Food as well as Chemicals.*
6. *Compared to October 2024, the trade balance in November 2024 fell by 3.4 percent, driven by the rise in imports by 17.0 per cent.*
7. *The imports for end use categories, were mainly used as Intermediate Goods processing accounting for 58.6 per cent, followed by Capital Goods for business operations at 37.5 per cent, and Consumption Goods for household use at 3.9 per cent.*
8. *The International Merchandise Trade Statistics report for November 2024 can be accessed through the DEPS's website at <https://deps.mofe.gov.bn>*



Website: [deps.mofe.gov.bn](http://deps.mofe.gov.bn)  
 Email: [info.statistics@jpes.gov.bn](mailto:info.statistics@jpes.gov.bn)  
 Instagram: @statistics.jpes



جباتن فرانچغن ايكونومي دان ستاتيستيك  
 DEPARTMENT OF ECONOMIC PLANNING AND STATISTICS  
 MINISTRY OF FINANCE AND ECONOMY  
 BRUNEI DARUSSALAM

# INTERNATIONAL MERCHANDISE TRADE STATISTICS

## NOVEMBER 2024

BND Million

