



SIARAN MEDIA
MEDIA RELEASE

PERANGKAAAN PERDAGANGAN BARANGAN
ANTARABANGSA
INTERNATIONAL MERCHANDISE TRADE STATISTICS (IMTS)

OKTOBER

OCTOBER

2024




SIARAN MEDIA
JABATAN PERANCANGAN EKONOMI DAN STATISTIK
KEMENTERIAN KEWANGAN DAN EKONOMI

PERANGKAAAN PERDAGANGAN BARANGAN ANTARABANGSA
OKTOBER 2024

JUMLAH PERDAGANGAN BAGI BULAN OKTOBER 2024 MENCATATKAN BND1,682.1 JUTA

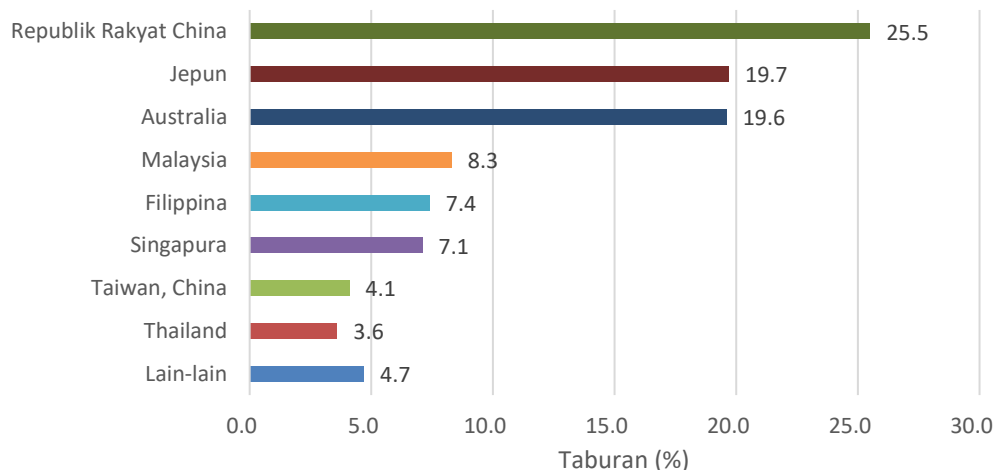
1. Jumlah perdagangan bagi bulan Oktober 2024 adalah sebanyak BND1,682.1 juta, yang terdiri daripada eksport berjumlah BND1,063.2 juta dan import berjumlah BND618.9 juta.
2. Penyumbang utama kepada nilai eksport adalah Bahan Api Galian sebanyak 69.1 peratus, diikuti oleh Bahan Kimia sebanyak 27.8 peratus dan Jentera dan Kelengkapan Pengangkutan sebanyak 1.9 peratus.

Eksport Utama Mengikut Komoditi



3. Pasaran eksport utama adalah Republik Rakyat China sebanyak 25.5 peratus, diikuti oleh Jepun dan Australia, masing-masing sebanyak 19.7 peratus dan 19.6 peratus. Komoditi eksport terbesar ke negara-negara tersebut adalah Bahan Api Galian dan Bahan Kimia.

Taburan Eksport Mengikut Rakan Dagangan



4. Manakala, import pada bulan Oktober 2024 bernilai BND618.9 juta. Tiga komoditi import utama adalah Bahan Api Galian, menyumbang sebanyak 59.8 peratus, diikuti oleh Jentera dan Kelengkapan Pengangkutan sebanyak 13.9 peratus dan Makanan sebanyak 9.6 peratus.

Import Utama Mengikut Komoditi



5. Sumbangan terbesar rakan dagangan import adalah dari Malaysia sebanyak 29.9 peratus, diikuti oleh Australia sebanyak 19.0 peratus dan Emiriah Arab Bersatu sebanyak 16.5 peratus. Komoditi import utama daripada rakan dagangan adalah Bahan Api Galian, Makanan dan Bahan Kimia.
6. Berbanding September 2024, imbalan perdagangan meningkat sebanyak 30.0 peratus pada bulan Oktober 2024, didorong oleh penurunan import sebanyak 24.9 peratus.
7. Import bagi kategori penggunaan akhir, terutamanya digunakan sebagai pemprosesan Barangan Perantaraan sebanyak 57.6 peratus, diikuti oleh Barangan Modal bagi operasi perniagaan sebanyak 38.1 peratus dan Barangan Penggunaan bagi kegunaan isi rumah sebanyak 4.3 peratus.
8. Laporan Perangkaan Perdagangan Barangan Antarabangsa bagi bulan Oktober 2024 boleh didapati melalui laman sesawang JPES di <https://deps.mofe.gov.bn>.



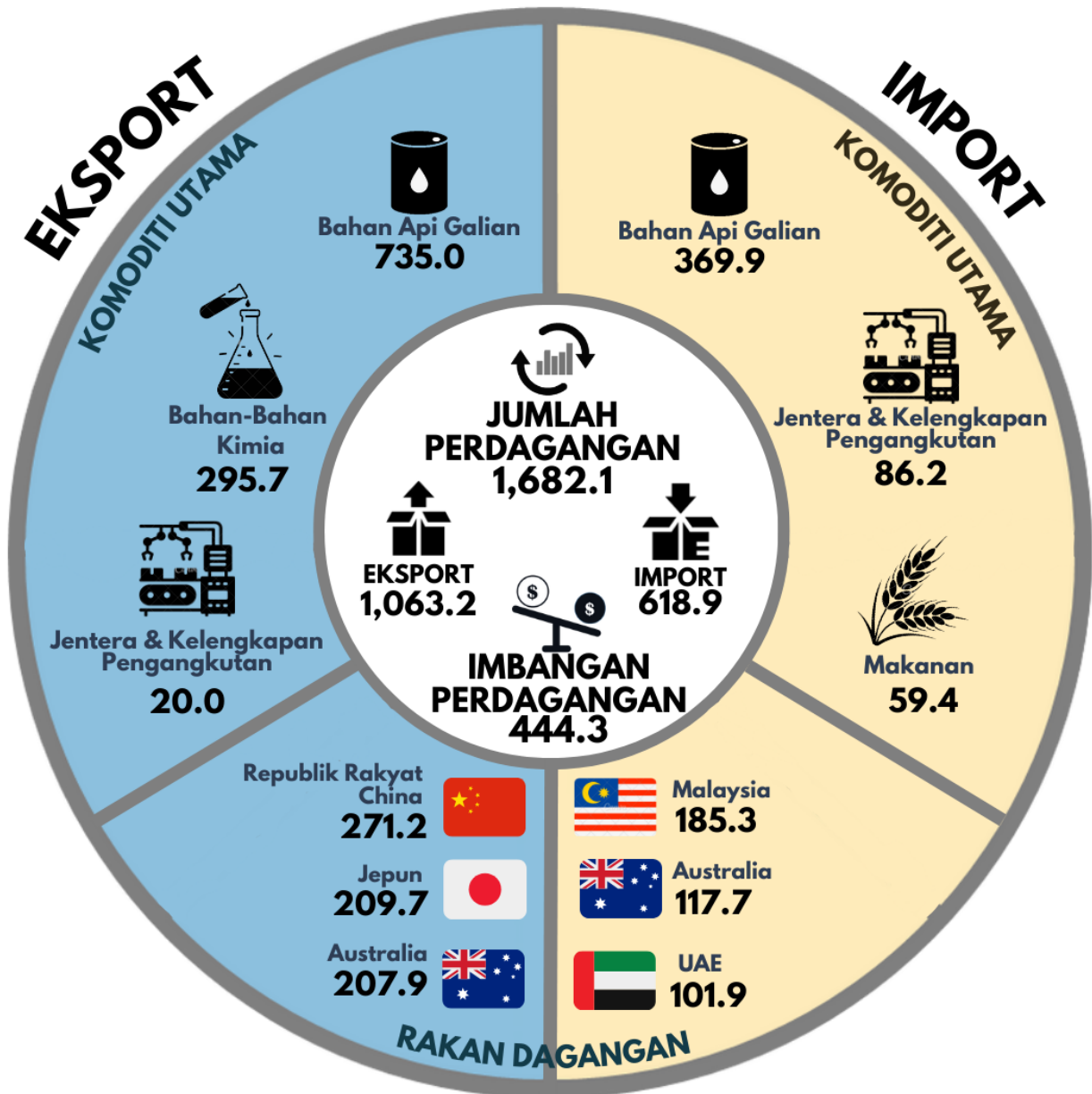
Website: deps.mofe.gov.bn
 Email: info.statistics@jpes.gov.bn
 Instagram: @statistics.jpes



جباتن فرانچشن ايكونومي دان ستاتيستيك
 DEPARTMENT OF ECONOMIC PLANNING AND STATISTICS
 MINISTRY OF FINANCE AND ECONOMY
 BRUNEI DARUSSALAM

PERANGKAAAN PERDAGANGAN BARANGAN ANTARABANGSA OKTOBER 2024

BND Juta





MEDIA RELEASE
DEPARTMENT OF ECONOMIC PLANNING AND STATISTICS
MINISTRY OF FINANCE AND ECONOMY

INTERNATIONAL MERCHANDISE TRADE STATISTICS (IMTS)
OCTOBER 2024

TOTAL TRADE IN OCTOBER 2024 RECORDED AT BND1,682.1 MILLION

1. The total trade for October 2024 was BND1,682.1 million comprising exports valued at BND1,063.2 million and imports amounting to BND618.9 million.
2. The major contributors to the export value were Mineral Fuels accounting for 69.1 per cent, followed by Chemicals at 27.8 per cent and Machinery and Transport Equipment at 1.9 per cent.

Main Exports by Commodity



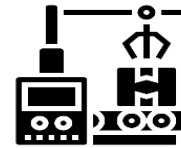
Mineral
Fuels

69.1 %



Chemicals

27.8 %

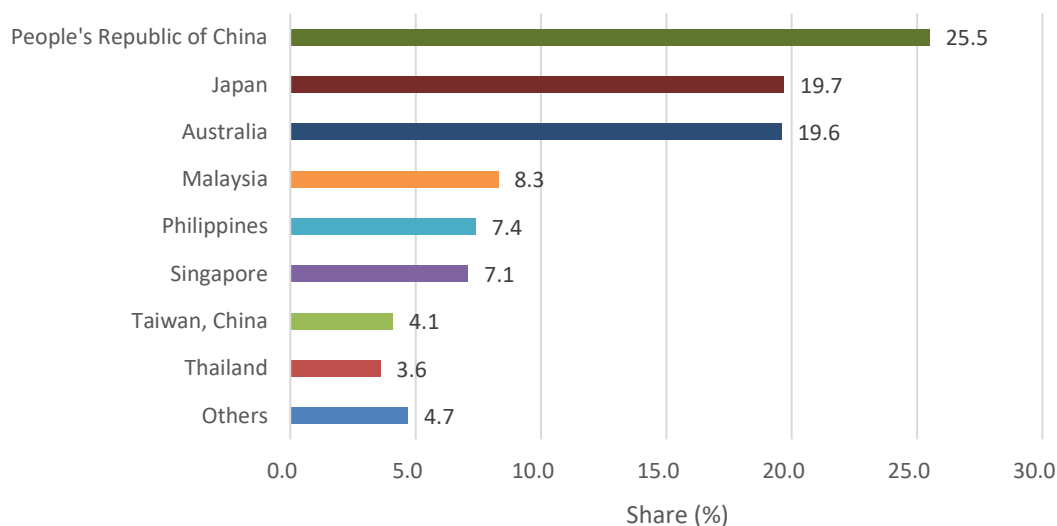


Machinery and Transport
Equipment

1.9 %

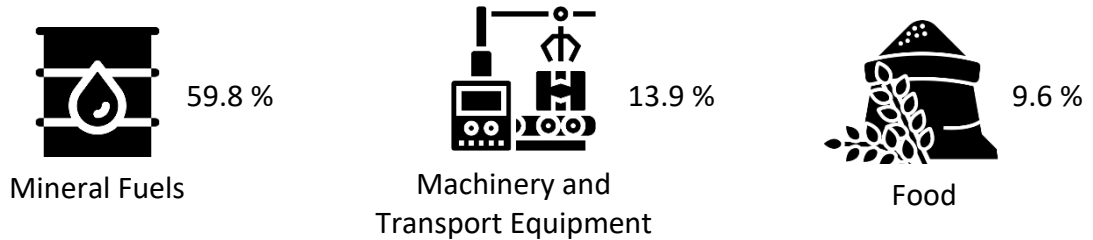
3. The main export markets were People's Republic of China accounting for 25.5 per cent, followed by Japan and Australia at 19.7 per cent and 19.6 per cent respectively. The largest export commodities to these countries were Mineral Fuels and Chemicals.

Share of Exports by Trading Partners



4. *Meanwhile, imports in October 2024 were valued at BND618.9 million. The three main import commodities were Mineral Fuels, accounting for 59.8 per cent, followed by Machinery and Transport Equipment at 13.9 per cent, and Food at 9.6 per cent.*

Main Imports by Commodity



5. *The largest import partners were Malaysia accounting for 29.9 per cent, followed by Australia at 19.0 per cent and United Arab Emirates at 16.5 per cent. The main import commodities from these partners were Mineral Fuels, Food as well as Chemicals.*
6. *Compared to September 2024, the trade balance in October 2024 rose by 30.0 percent, driven by the decline in imports by 24.9 per cent.*
7. *The imports for end use categories, were mainly used as Intermediate Goods processing accounting for 57.6 per cent, followed by Capital Goods for business operations at 38.1 per cent, and Consumption Goods for household use at 4.3 per cent.*
8. *The International Merchandise Trade Statistics report for October 2024 can be accessed through the DEPS's website at <https://deps.mofe.gov.bn>*



Website: deps.mofe.gov.bn
 Email: info.statistics@jpes.gov.bn
 Instagram: @statistics.jpes



جباتن فرانچغن ايكونومي دان ستاتيستيك
 DEPARTMENT OF ECONOMIC PLANNING AND STATISTICS
 MINISTRY OF FINANCE AND ECONOMY
 BRUNEI DARUSSALAM

INTERNATIONAL MERCHANDISE TRADE STATISTICS

OCTOBER 2024

BND Million

