



**SIARAN MEDIA**  
*MEDIA RELEASE*

**PERANGKAAN PERDAGANGAN BARANGAN**  
**ANTARABANGSA**  
*INTERNATIONAL MERCHANDISE TRADE STATISTICS (IMTS)*

**SEPTEMBER**

*SEPTEMBER*

**2024**




**SIARAN MEDIA**  
**JABATAN PERANCANGAN EKONOMI DAN STATISTIK**  
**KEMENTERIAN KEWANGAN DAN EKONOMI**

**PERANGKAIAN PERDAGANGAN BARANGAN ANTARABANGSA**  
**SEPTEMBER 2024**

**JUMLAH PERDAGANGAN BAGI BULAN SEPTEMBER 2024 MENCATATKAN BND1,989.2 JUTA**

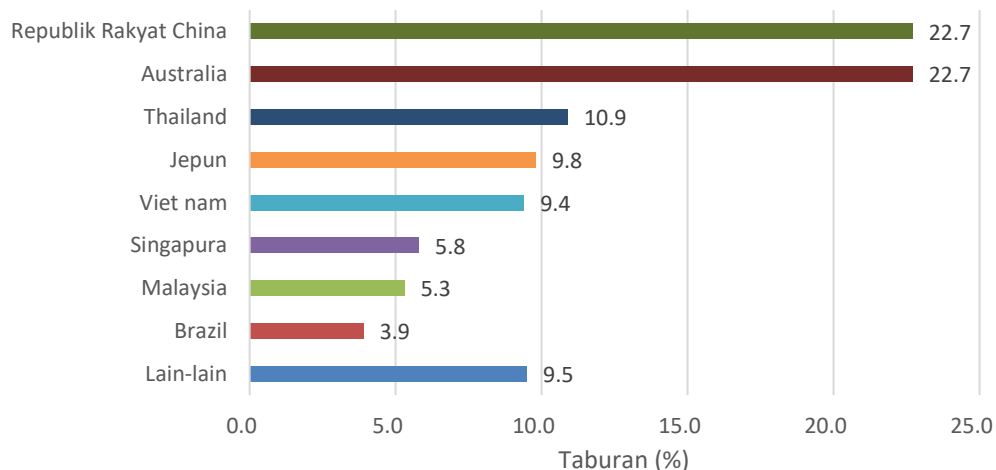
1. Jumlah perdagangan bagi bulan September 2024 adalah sebanyak BND1,989.2 juta, yang terdiri daripada eksport berjumlah BND1,165.5 juta dan import berjumlah BND823.7 juta.
2. Penyumbang utama kepada nilai eksport adalah Bahan Api Galian sebanyak 75.4 peratus, diikuti oleh Bahan Kimia sebanyak 22.6 peratus dan Jentera dan Kelengkapan Pengangkutan sebanyak 1.0 peratus.

**Eksport Utama Mengikut Komoditi**



3. Pasaran eksport utama adalah Republik Rakyat China dan Australia masing-masing sebanyak 22.7 peratus, diikuti oleh Thailand yang merangkumi sebanyak 10.9 peratus. Komoditi eksport terbesar ke negara-negara tersebut adalah Bahan Api Galian dan Bahan Kimia.

**Taburan Eksport Mengikut Rakan Dagangan**



4. Manakala, import pada bulan September 2024 bernilai BND823.7 juta. Tiga komoditi import utama adalah Bahan Api Galian, menyumbang sebanyak 64.6 peratus, diikuti oleh Jentera dan Kelengkapan Pengangkutan sebanyak 11.6 peratus dan Makanan sebanyak 7.6 peratus.

### Import Utama Mengikut Komoditi



5. Sumbangan terbesar rakan dagangan import adalah dari Emiriah Arab Bersatu sebanyak 30.4 peratus, diikuti oleh Malaysia sebanyak 25.2 peratus dan Republik Rakyat China sebanyak 9.2 peratus. Komoditi import utama daripada rakan dagangan adalah Bahan Api Galian, Jentera dan Kelengkapan Pengangkutan, dan Makanan.
6. Berbanding Ogos 2024, imbalan perdagangan menurun sebanyak 30.9 peratus pada bulan September 2024. Ini didorong oleh penurunan sebanyak 7.5 peratus dalam nilai eksport dan kenaikan 7.6 peratus dalam import.
7. Import bagi kategori penggunaan akhir, terutamanya digunakan sebagai pemprosesan Barangan Perantaraan sebanyak 61.7 peratus, diikuti oleh Barangan Modal bagi operasi perniagaan sebanyak 33.6 peratus dan Barangan Penggunaan bagi kegunaan isi rumah sebanyak 4.7 peratus.
8. Laporan Perangkaan Perdagangan Barangan Antarabangsa bagi bulan September 2024 boleh didapati melalui laman sesawang JPES di <https://deps.mofe.gov.bn>.



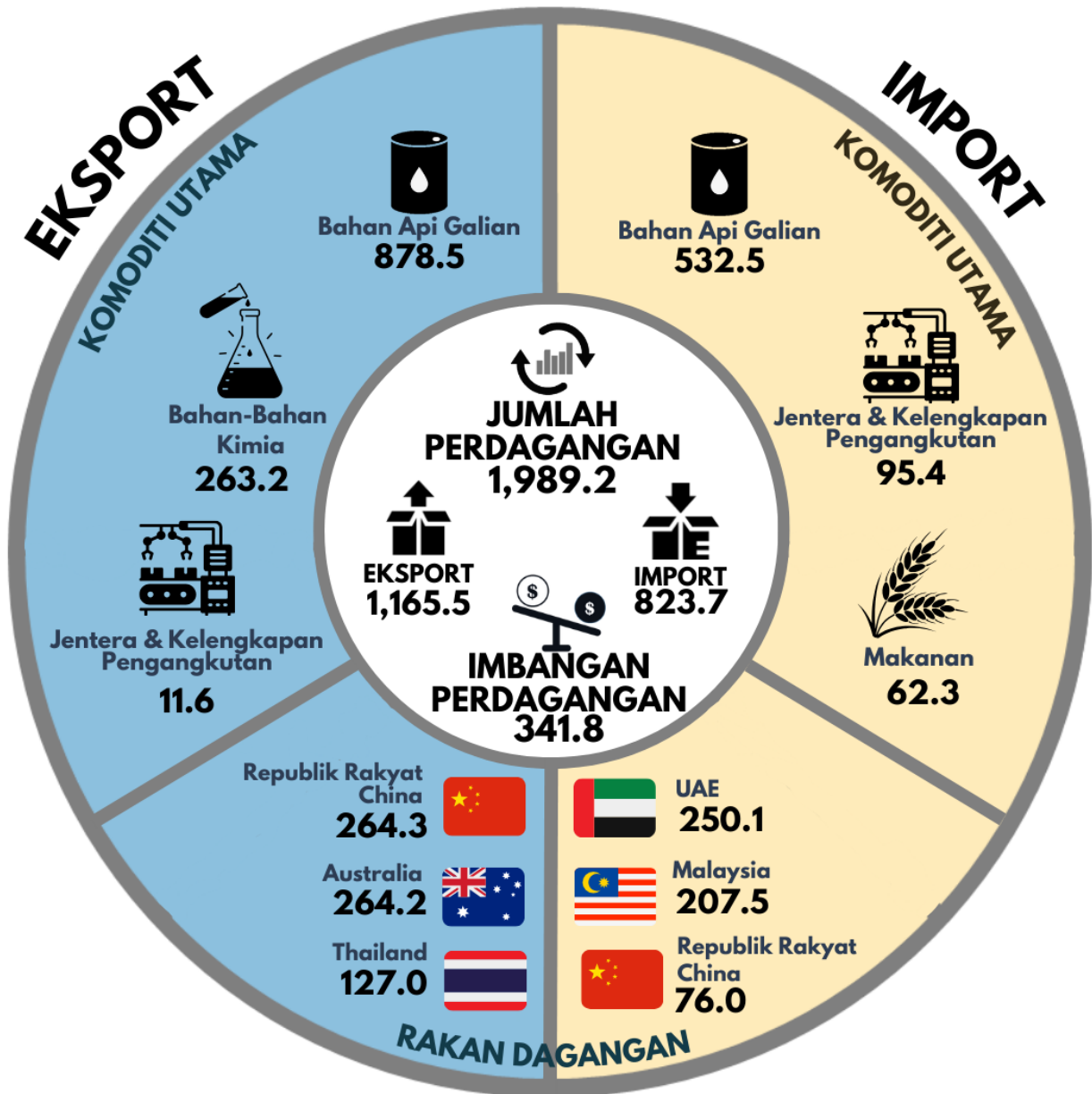
Website: [deps.mofe.gov.bn](http://deps.mofe.gov.bn)  
 Email: [info.statistics@jpes.gov.bn](mailto:info.statistics@jpes.gov.bn)  
 Instagram: @statistics.jpes



جباتن فرانچشن ايكونومي دان ستاتيستيك  
 DEPARTMENT OF ECONOMIC PLANNING AND STATISTICS  
 MINISTRY OF FINANCE AND ECONOMY  
 BRUNEI DARUSSALAM

## PERANGKAAAN PERDAGANGAN BARANGAN ANTARABANGSA SEPTEMBER 2024

BND Juta





**MEDIA RELEASE**  
**DEPARTMENT OF ECONOMIC PLANNING AND STATISTICS**  
**MINISTRY OF FINANCE AND ECONOMY**

**INTERNATIONAL MERCHANDISE TRADE STATISTICS (IMTS)**  
**SEPTEMBER 2024**

**TOTAL TRADE IN SEPTEMBER 2024 RECORDED AT BND1,989.2 MILLION**

1. The total trade for September 2024 was BND1,989.2 million comprising exports valued at BND1,165.5 million and imports amounting to BND823.7 million.
2. The major contributors to the export value were Mineral Fuels accounting for 75.4 per cent, followed by Chemicals at 22.6 per cent and Machinery and Transport Equipment at 1.0 per cent.

**Main Exports by Commodity**



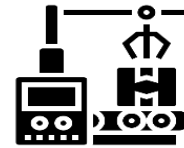
Mineral Fuels

75.4 %



Chemicals

22.6 %

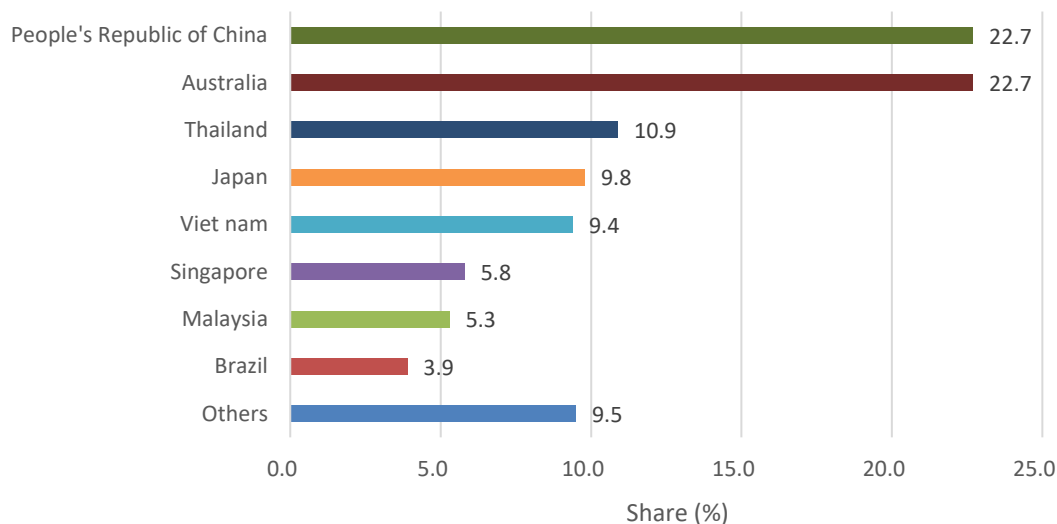


Machinery and Transport Equipment

1.0 %

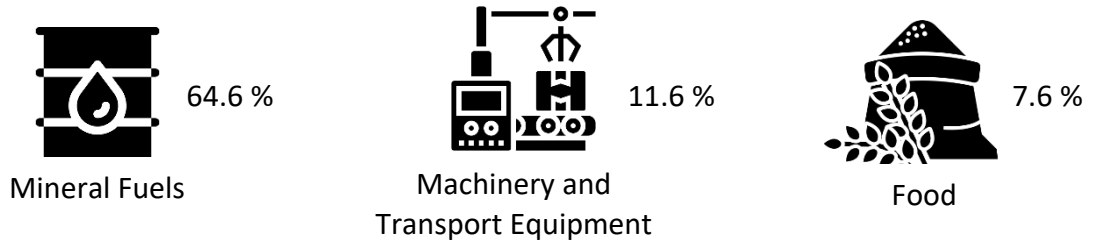
3. The main export markets were People's Republic of China and Australia accounting for 22.7 per cent respectively, followed by Thailand at 10.9 per cent. The largest export commodities to these countries were Mineral Fuels and Chemicals.

**Share of Exports by Trading Partners**



4. *Meanwhile, imports in September 2024 were valued at BND823.7 million. The three main import commodities were Mineral Fuels, accounting for 64.6 per cent, followed by Machinery and Transport Equipment at 11.6 per cent, and Food at 7.6 per cent.*

### **Main Imports by Commodity**



5. *The largest import partners were United Arab Emirates accounting for 30.4 per cent, followed by Malaysia at 25.2 per cent and People’s Republic of China at 9.2 per cent. The main import commodities from these partners were Mineral Fuels, Machinery and Transport Equipment as well as Food.*
6. *Compared to August 2024, the trade balance in September 2024 fell by 30.9 percent. This was driven by a 7.5 percent reduction in export value and a 7.6 percent rise in imports.*
7. *The imports for end use categories, were mainly used as Intermediate Goods processing accounting for 61.7 per cent, followed by Capital Goods for business operations at 33.6 per cent, and Consumption Goods for household use at 4.7 per cent.*
8. *The International Merchandise Trade Statistics report for September 2024 can be accessed through the DEPS’s website at <https://deps.mofe.gov.bn>*



Website: [deps.mofe.gov.bn](http://deps.mofe.gov.bn)  
 Email: [info.statistics@jpes.gov.bn](mailto:info.statistics@jpes.gov.bn)  
 Instagram: @statistics.jpes



جباتن فرانچغن ايكونومي دان ستاتيستيك  
 DEPARTMENT OF ECONOMIC PLANNING AND STATISTICS  
 MINISTRY OF FINANCE AND ECONOMY  
 BRUNEI DARUSSALAM

# INTERNATIONAL MERCHANDISE TRADE STATISTICS

## SEPTEMBER 2024

BND Million

