



SIARAN MEDIA

MEDIA RELEASE

PERANGKAAAN PERDAGANGAN BARANGAN

ANTARABANGSA

INTERNATIONAL MERCHANDISE TRADE STATISTICS (IMTS)

OGOS

AUGUST

2024




SIARAN MEDIA
JABATAN PERANCANGAN EKONOMI DAN STATISTIK
KEMENTERIAN KEWANGAN DAN EKONOMI

PERANGKAAAN PERDAGANGAN BARANGAN ANTARABANGSA
OGOS 2024

JUMLAH PERDAGANGAN MENINGKAT 2.9 PERATUS

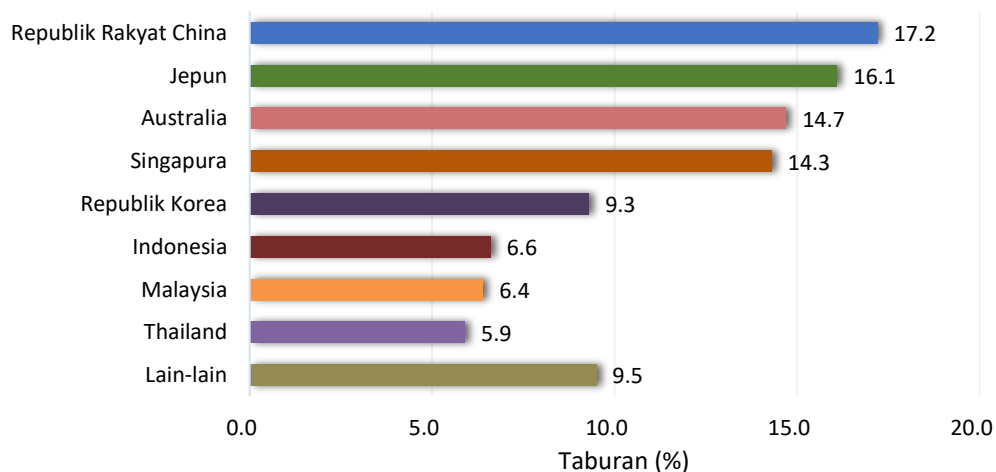
1. Jumlah perdagangan bagi bulan Ogos 2024 meningkat sebanyak 2.9 peratus kepada BND2,025.8 juta, berbanding Julai 2024. Peningkatan ini adalah disumbangkan oleh nilai eksport sebanyak BND1,260.4 juta dan nilai import sebanyak BND765.4 juta.
2. Penyumbang utama kepada nilai eksport adalah Bahan Api Galian sebanyak 75.5 peratus, diikuti oleh Bahan Kimia sebanyak 18.9 peratus dan Jentera dan Kelengkapan Pengangkutan sebanyak 4.8 peratus.

Eksport Utama Mengikut Komoditi



3. Pasaran eksport utama adalah Republik Rakyat China yang merangkumi 17.2 peratus, diikuti oleh Jepun dan Australia masing-masing sebanyak 16.1 peratus dan 14.7 peratus. Komoditi eksport terbesar ke negara-negara tersebut adalah Bahan Api Galian dan Bahan Kimia.

Taburan Eksport Mengikut Rakan Dagangan



4. Manakala, import pada bulan Ogos 2024 bernilai BND765.4 juta. Tiga komoditi import utama adalah Bahan Api Galian, menyumbang sebanyak 63.4 peratus, diikuti oleh Jentera dan Kelengkapan Pengangkutan sebanyak 10.9 peratus dan Makanan sebanyak 8.3 peratus.

Import Utama Mengikut Komoditi



5. Sumbangan terbesar rakan dagangan import adalah dari Malaysia sebanyak 39.8 peratus, diikuti oleh Australia sebanyak 10.5 peratus dan Republik Rakyat China sebanyak 10.3 peratus. Komoditi import utama daripada rakan dagangan adalah Bahan Api Galian, Jentera dan Kelengkapan Pengangkutan, dan Makanan.
6. Secara keseluruhan, imbalan perdagangan meningkat sebanyak 30.0 peratus, disebabkan oleh peningkatan eksport sebanyak 7.3 peratus dengan nilai import mencatatkan penurunan sebanyak 3.6 peratus.
7. Import bagi kategori penggunaan akhir, terutamanya digunakan sebagai pemprosesan Barangan Perantaraan sebanyak 58.9 peratus, diikuti oleh Barangan Modal bagi operasi perniagaan sebanyak 37.3 peratus dan Barangan Penggunaan bagi kegunaan isi rumah sebanyak 3.8 peratus.
8. Laporan Perangkaan Perdagangan Barangan Antarabangsa bagi bulan Ogos 2024 boleh didapati melalui laman sesawang JPES di <https://deps.mofe.gov.bn>.



Website: deps.mofe.gov.bn
 Email: info.statistics@jpes.gov.bn
 Instagram: [@statistics.jpes](https://www.instagram.com/statistics.jpes)

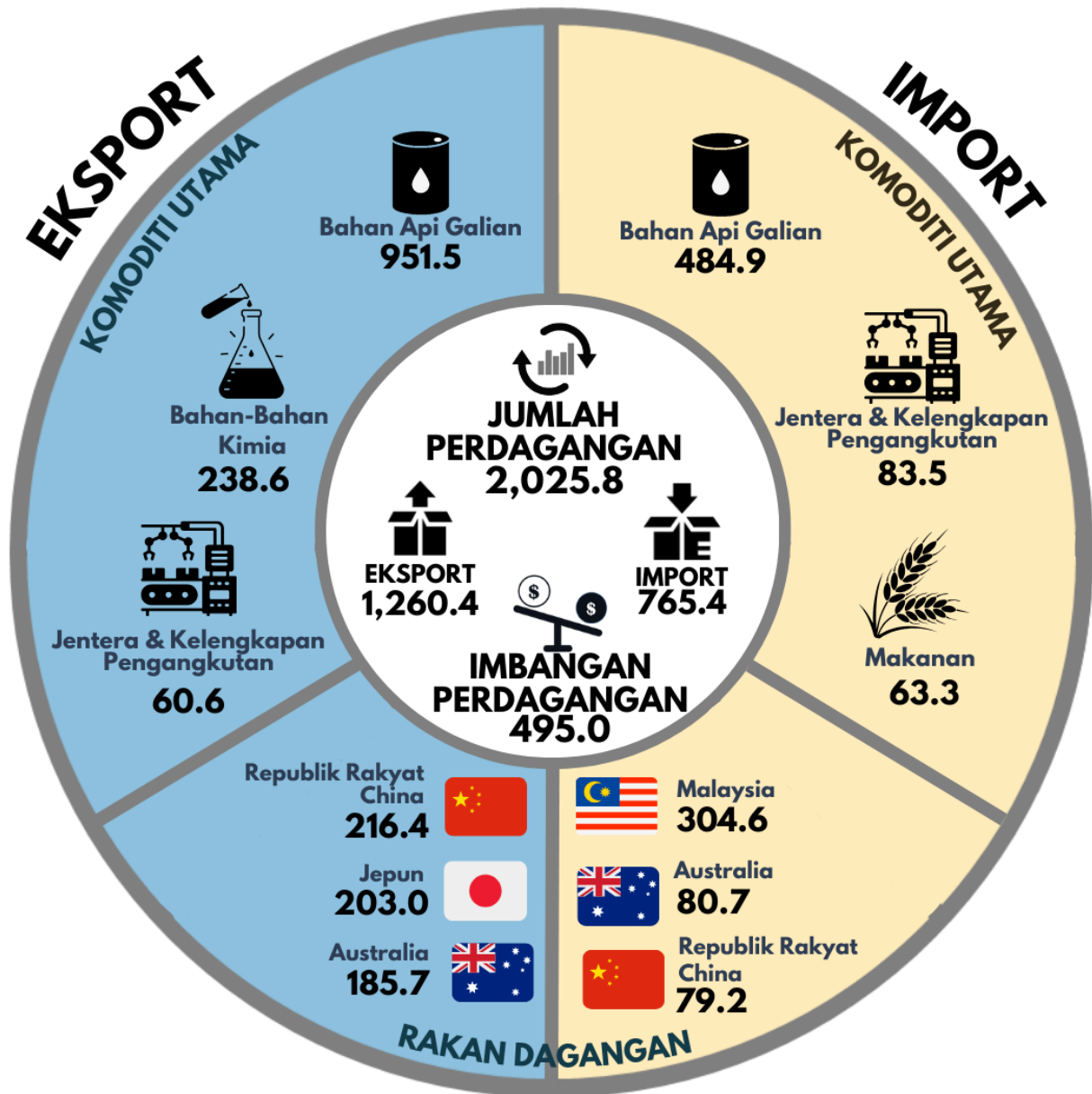


جباتن فرانچغن ايكونومي دان ستاتيستيك
 DEPARTMENT OF ECONOMIC PLANNING AND STATISTICS
 MINISTRY OF FINANCE AND ECONOMY
 BRUNEI DARUSSALAM

PERANGKAAAN PERDAGANGAN BARANGAN ANTARABANGSA

OGOS 2024

BND Juta





MEDIA RELEASE
DEPARTMENT OF ECONOMIC PLANNING AND STATISTICS
MINISTRY OF FINANCE AND ECONOMY

INTERNATIONAL MERCHANDISE TRADE STATISTICS (IMTS)
AUGUST 2024

TOTAL TRADE GREW BY 2.9 PER CENT

1. The total trade for August 2024 grew by 2.9 per cent to BND2,025.8 million, compared to July 2024. This growth was contributed by exports valued at BND1,260.4 million and imports valued at BND765.4 million.
2. The major contributors to export value were Mineral Fuels at 75.5 per cent, followed by Chemicals at 18.9 per cent and Machinery and Transport Equipment at 4.8 per cent.

Main Exports by Commodity




Mineral Fuels

75.5 %



Chemicals

18.9 %

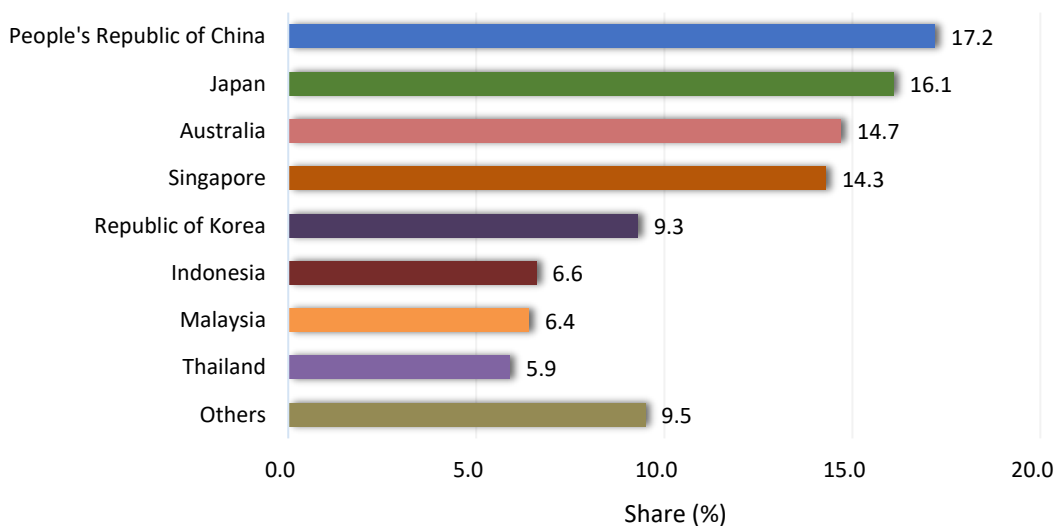


Machinery and Transport Equipment

4.8 %

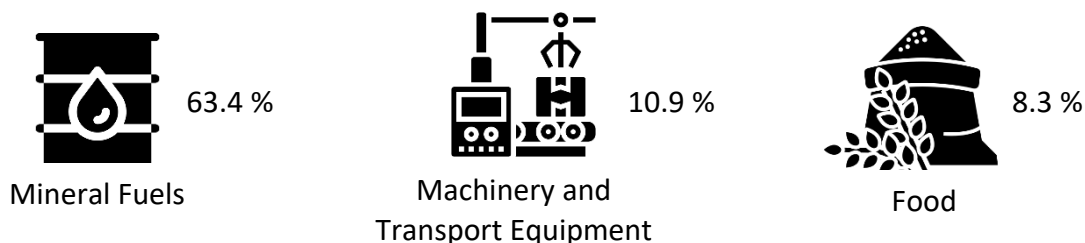
3. The main export markets were People's Republic of China accounting for 17.2 per cent, followed by Japan and Australia at 16.1 per cent and 14.7 per cent respectively. The largest export commodities to these countries were Mineral Fuels and Chemicals.

Share of Exports by Trading Partners



4. *Meanwhile, imports in August 2024 were valued at BND765.4 million. The three main import commodities were Mineral Fuels, accounting for 63.4 per cent, followed by Machinery and Transport Equipment at 10.9 per cent, and Food at 8.3 per cent.*

Main Imports by Commodity



5. *The largest import partners were Malaysia accounting for 39.8 per cent, followed by Australia at 10.5 per cent and People’s Republic of China at 10.3 per cent. The main import commodities from these partners were Mineral Fuels, Machinery and Transport Equipment as well as Food.*
6. *Overall, the trade balance rose by 30.0 per cent, driven by a 7.3 per cent increase in exports, while import value recorded a decrease by 3.6 per cent.*
7. *The imports for end use categories, were mainly used as Intermediate Goods processing accounting for 58.9 per cent, followed by Capital Goods for business operations at 37.3 per cent, and Consumption Goods for household use at 3.8 per cent.*
8. *The International Merchandise Trade Statistics report for August 2024 can be accessed through the DEPS’s website at <https://deps.mofe.gov.bn>*



Website: deps.mofe.gov.bn
 Email: info.statistics@jpes.gov.bn
 Instagram: @statistics.jpes



جباتن فرانچشن ايكونومي دان ستاتيستيك
 DEPARTMENT OF ECONOMIC PLANNING AND STATISTICS
 MINISTRY OF FINANCE AND ECONOMY
 BRUNEI DARUSSALAM

INTERNATIONAL MERCHANDISE TRADE STATISTICS

AUGUST 2024

BND Million

