



SIARAN MEDIA

MEDIA RELEASE

PERANGKAAAN PERDAGANGAN BARANGAN

ANTARABANGSA

INTERNATIONAL MERCHANDISE TRADE STATISTICS (IMTS)

JULAI

JULY

2024



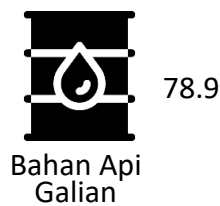
SIARAN MEDIA
JABATAN PERANCANGAN EKONOMI DAN STATISTIK
KEMENTERIAN KEWANGAN DAN EKONOMI

PERANGKAAAN PERDAGANGAN BARANGAN ANTARABANGSA
JULAI 2024

JUMLAH PERDAGANGAN MENINGKAT 2.7 PERATUS

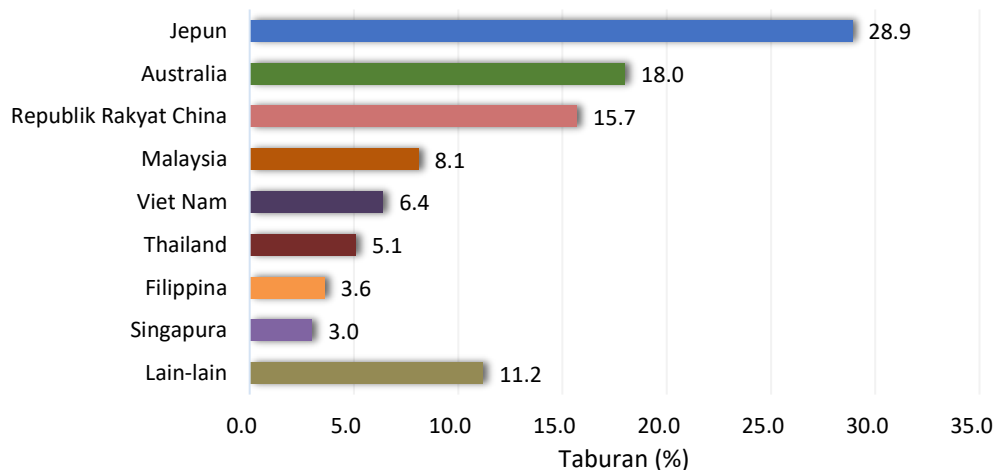
1. Jumlah perdagangan bagi bulan Julai 2024 meningkat sebanyak 2.7 peratus kepada BND1,969.1 juta, berbanding Julai 2023. Ini adalah disumbangkan oleh nilai eksport sebanyak BND1,174.9 juta dan nilai import sebanyak BND794.2 juta.
2. Penyumbang utama kepada nilai eksport adalah Bahan Api Galian sebanyak 78.9 peratus, diikuti oleh Bahan Kimia sebanyak 19.1 peratus dan Jentera dan Kelengkapan Pengangkutan sebanyak 1.1 peratus.

Eksport Utama Mengikut Komoditi



3. Pasaran eksport utama adalah Jepun sebanyak 28.9 peratus, diikuti oleh Australia dan Republik Rakyat China masing-masing sebanyak 18.0 peratus dan 15.7 peratus. Komoditi eksport terbesar ke negara-negara tersebut adalah Bahan Api Galian dan Bahan Kimia.

Taburan Eksport Mengikut Rakan Dagangan



- Manakala, import pada bulan Julai 2024 bernilai BND794.2 juta. Tiga komoditi import utama adalah Bahan Api Galian, menyumbang sebanyak 62.8 peratus, diikuti oleh Jentera dan Kelengkapan Pengangkutan sebanyak 11.4 peratus dan Makanan sebanyak 11.3 peratus.

Import Utama Mengikut Komoditi



- Sumbangan terbesar rakan dagangan import adalah dari Malaysia sebanyak 36.8 peratus, diikuti oleh Indonesia sebanyak 17.4 peratus dan Australia sebanyak 13.9 peratus. Komoditi import utama daripada rakan dagangan adalah Bahan Api Galian, Makanan, dan Jentera dan Bahan Kimia.
- Secara keseluruhan, imbalan perdagangan menurun sebanyak 12.9 peratus, berikutan peningkatan import sebanyak 7.3 peratus dengan nilai eksport mencatatkan penurunan sebanyak 0.2 peratus.
- Import bagi kategori penggunaan akhir, terutamanya digunakan sebagai Barangan Perantaraan bagi pemprosesan sebanyak 60.0 peratus, diikuti oleh Barangan Modal sebanyak 35.6 peratus bagi operasi perniagaan dan Barangan Penggunaan sebanyak 4.4 peratus bagi kegunaan isi rumah.
- Laporan Perangkaan Perdagangan Barangan Antarabangsa bagi bulan Julai 2024 boleh didapati melalui laman sesawang JPES di <https://deps.mofe.gov.bn>.



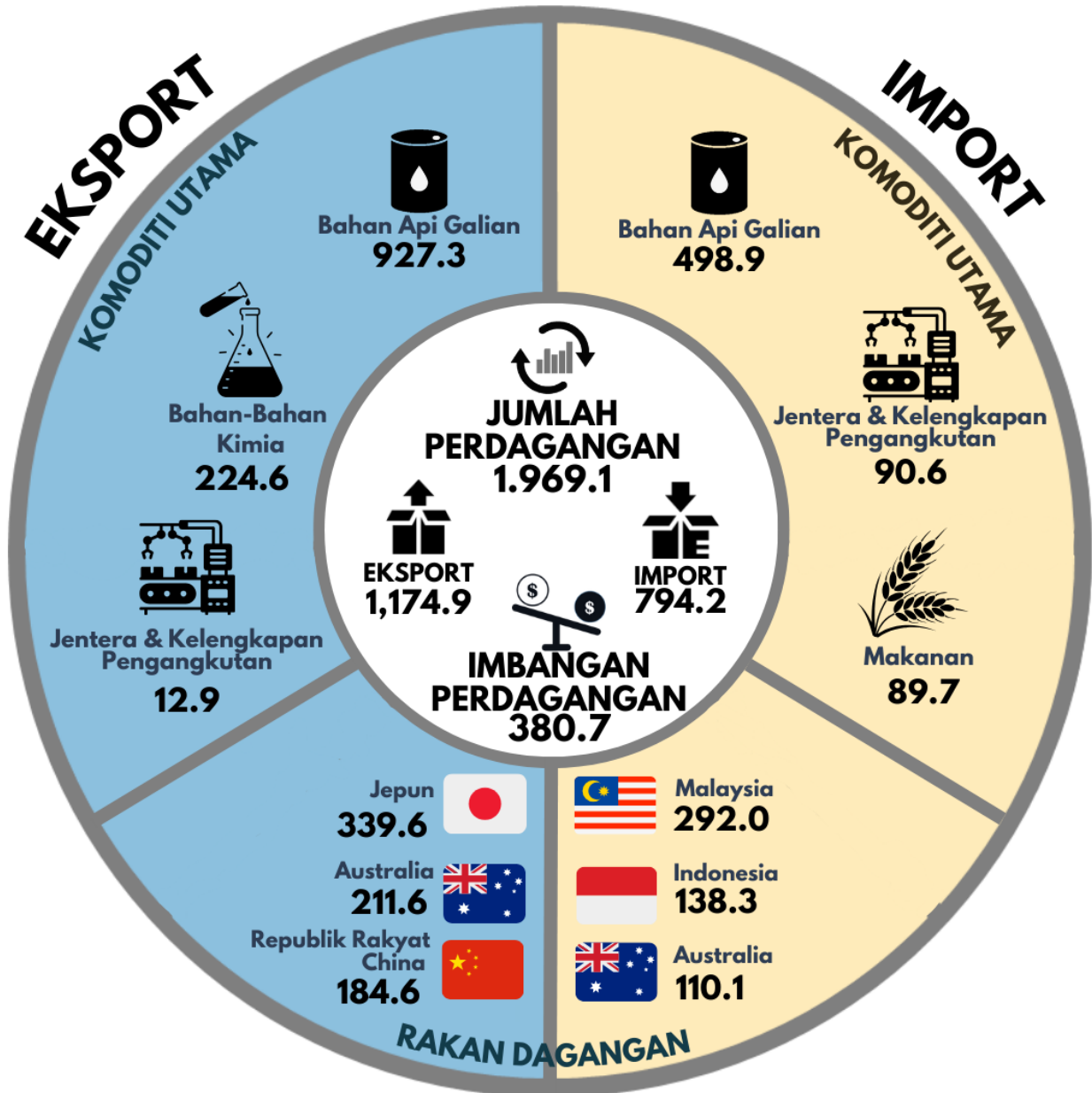
Website: deps.mofe.gov.bn
 Email: info.statistics@jpes.gov.bn
 Instagram: @statistics.jpes



جباتن فرانچغن ايكونومي دان ستاتيستيك
 DEPARTMENT OF ECONOMIC PLANNING AND STATISTICS
 MINISTRY OF FINANCE AND ECONOMY
 BRUNEI DARUSSALAM

PERANGKAAAN PERDAGANGAN BARANGAN ANTARABANGSA JULAI 2024

BND Juta





MEDIA RELEASE
DEPARTMENT OF ECONOMIC PLANNING AND STATISTICS
MINISTRY OF FINANCE AND ECONOMY

INTERNATIONAL MERCHANDISE TRADE STATISTICS (IMTS)
JULY 2024

TOTAL TRADE GREW BY 2.7 PER CENT

1. The total trade for July 2024 grew by 2.7 per cent to BND1,969.1 million, compared to July 2023. This was contributed by exports valued at BND1,174.9 million and imports valued at BND794.2 million.
2. The major contributors to export value were Mineral Fuels at 78.9 per cent, followed by Chemicals at 19.1 per cent and Machinery and Transport Equipment at 1.1 per cent.

Main Exports by Commodity



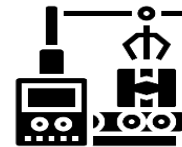
Mineral Fuels

78.9



Chemicals

19.1

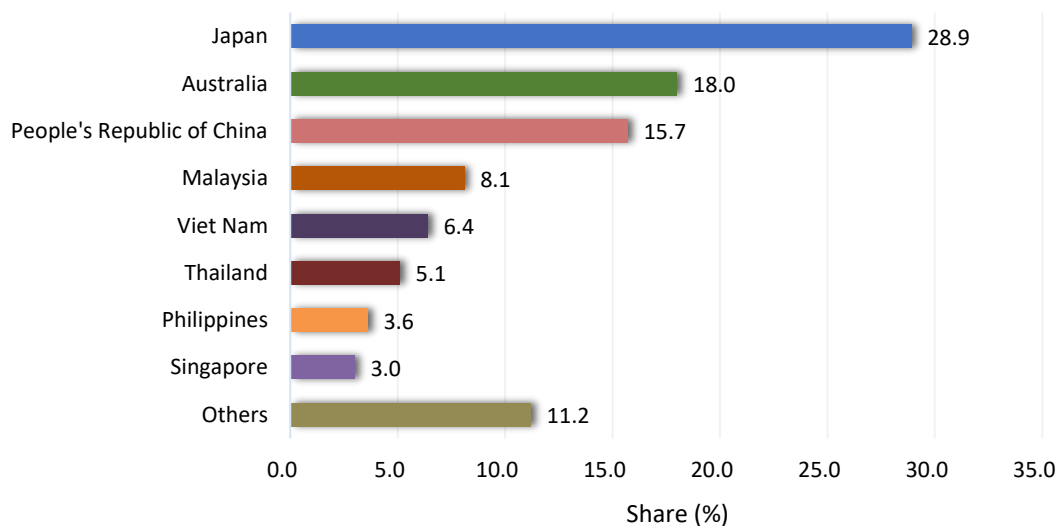


Machinery and Transport Equipment

1.1 %

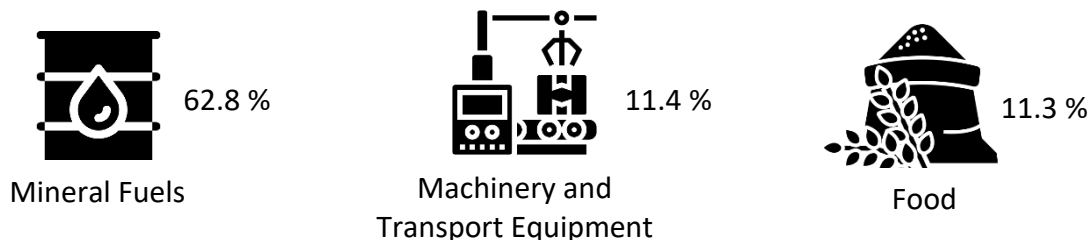
3. The main export markets were Japan at 28.9 per cent, followed by Australia and People's Republic of China at 18.0 per cent and 15.7 per cent respectively. The largest export commodity to these countries were Mineral Fuels and Chemicals.

Share of Exports by Trading Partners



4. *Meanwhile, imports in July 2024 were valued at BND794.2 million. The three main imports by commodity were Mineral Fuels, accounting for 62.8 per cent, followed by Machinery and Transport Equipment at 11.4 per cent, and Food at 11.3 per cent.*

Main Imports by Commodity



5. *The largest import partners were Malaysia accounting for 36.8 per cent, followed by Indonesia at 17.4 per cent and Australia at 13.9 per cent. The main import commodities from these partners were Mineral Fuels, Food and Chemicals.*
6. *Overall, the trade balance declined by 12.9 per cent, following a 7.3 per cent increase in imports, while export values recorded a decrease of 0.2 per cent.*
7. *The imports for end use categories, were mainly used as Intermediate Goods for processing at 60.0 per cent, followed by Capital Goods at 35.6 per cent for business operations, and Consumption Goods at 4.4 per cent for household use.*
8. *The International Merchandise Trade Statistics report for July 2024 can be accessed through the DEPS's website at <https://deps.mofe.gov.bn>*



Website: deps.mofe.gov.bn
 Email: info.statistics@jpes.gov.bn
 Instagram: @statistics.jpes



جباتن فرانچغن ايكونومي دان ستاتيستيك
 DEPARTMENT OF ECONOMIC PLANNING AND STATISTICS
 MINISTRY OF FINANCE AND ECONOMY
 BRUNEI DARUSSALAM

INTERNATIONAL MERCHANDISE TRADE STATISTICS

JULY 2024

BND Million

