



SIARAN MEDIA

MEDIA RELEASE

PERANGKAAAN PERDAGANGAN BARANGAN

ANTARABANGSA

INTERNATIONAL MERCHANDISE TRADE STATISTICS (IMTS)

JUN

JUNE

2024




SIARAN MEDIA
JABATAN PERANCANGAN EKONOMI DAN STATISTIK
KEMENTERIAN KEWANGAN DAN EKONOMI

PERANGKAAAN PERDAGANGAN BARANGAN ANTARABANGSA
JUN 2024

IMBANGAN PERDAGANGAN PADA JUN 2024
MENCATATKAN LEBIHAN SEBANYAK BND347.2 JUTA

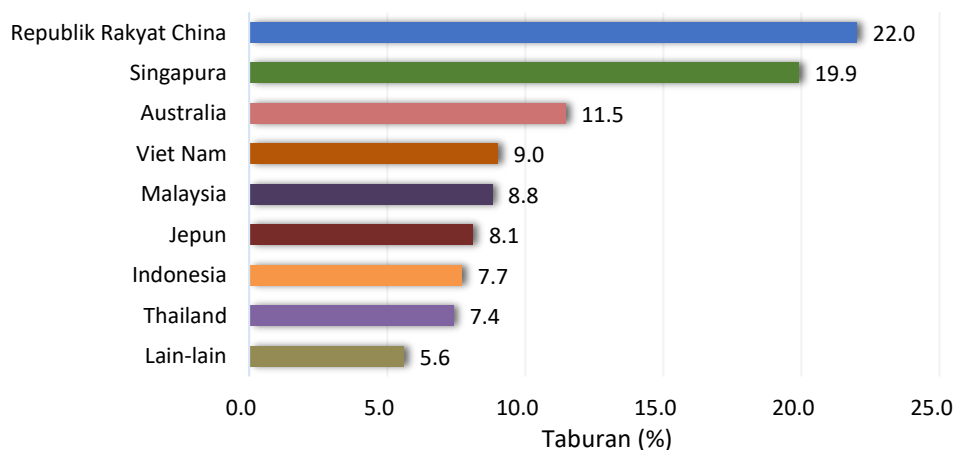
1. Imbangan perdagangan bagi bulan Jun 2024 telah mencatatkan lebih sebanyak BND347.2 juta, berbanding defisit BND154.9 juta pada Jun 2023. Ini adalah didorong oleh peningkatan nilai eksport sebanyak 15.5 peratus kepada BND1,007.5 juta, manakala nilai imports menurun sebanyak 35.7 peratus kepada BND660.3 juta.
2. Penyumbang utama kepada nilai eksport adalah Bahan Api Galian sebanyak 71.5 peratus, diikuti oleh Bahan Kimia sebanyak 20.7 peratus dan Jentera dan Kelengkapan Pengangkutan sebanyak 6.9 peratus.

Eksport Utama Mengikut Komoditi



3. Pasaran eksport utama adalah Republik Rakyat China sebanyak 22.0 peratus, diikuti oleh Singapura dan Australia masing-masing sebanyak 19.9 peratus dan 11.5 peratus. Komoditi eksport terbesar ke negara-negara tersebut adalah Bahan Api Galian dan Bahan Kimia.

Taburan Eksport Mengikut Rakan Dagangan



- Manakala, import pada bulan Jun 2024 bernilai BND660.3 juta. Tiga komoditi import utama adalah Bahan Api Galian, menyumbang sebanyak 62.9 peratus, diikuti oleh Jentera dan Kelengkapan Pengangkutan sebanyak 11.2 peratus dan Makanan sebanyak 8.6 peratus.

Import Utama Mengikut Komoditi



- Sumbangan terbesar rakan dagangan import adalah dari Malaysia sebanyak 59.5 peratus, diikuti oleh Republik Rakyat China sebanyak 14.4 peratus dan Australia sebanyak 6.1 peratus. Komoditi import utama daripada rakan dagangan adalah Bahan Api Galian, Makanan, dan Jentera dan Kelengkapan Pengangkutan.
- Secara keseluruhan, jumlah perdagangan menurun sebanyak 12.2 peratus, daripada BND1,900.1 juta pada bulan Jun 2023 kepada BND1,667.8 juta, berikutan penurunan import sebanyak 35.7 peratus.
- Import bagi kategori penggunaan akhir, terutamanya digunakan sebagai Barangan Perantaraan bagi pemprosesan sebanyak 60.2 peratus, diikuti oleh Barangan Modal sebanyak 36.0 peratus bagi operasi perniagaan dan Barangan Penggunaan sebanyak 3.8 peratus bagi kegunaan isi rumah.
- Laporan Perangkaan Perdagangan Barangan Antarabangsa bagi bulan Jun 2024 boleh didapati melalui laman sesawang JPES di <https://deps.mofe.gov.bn>.



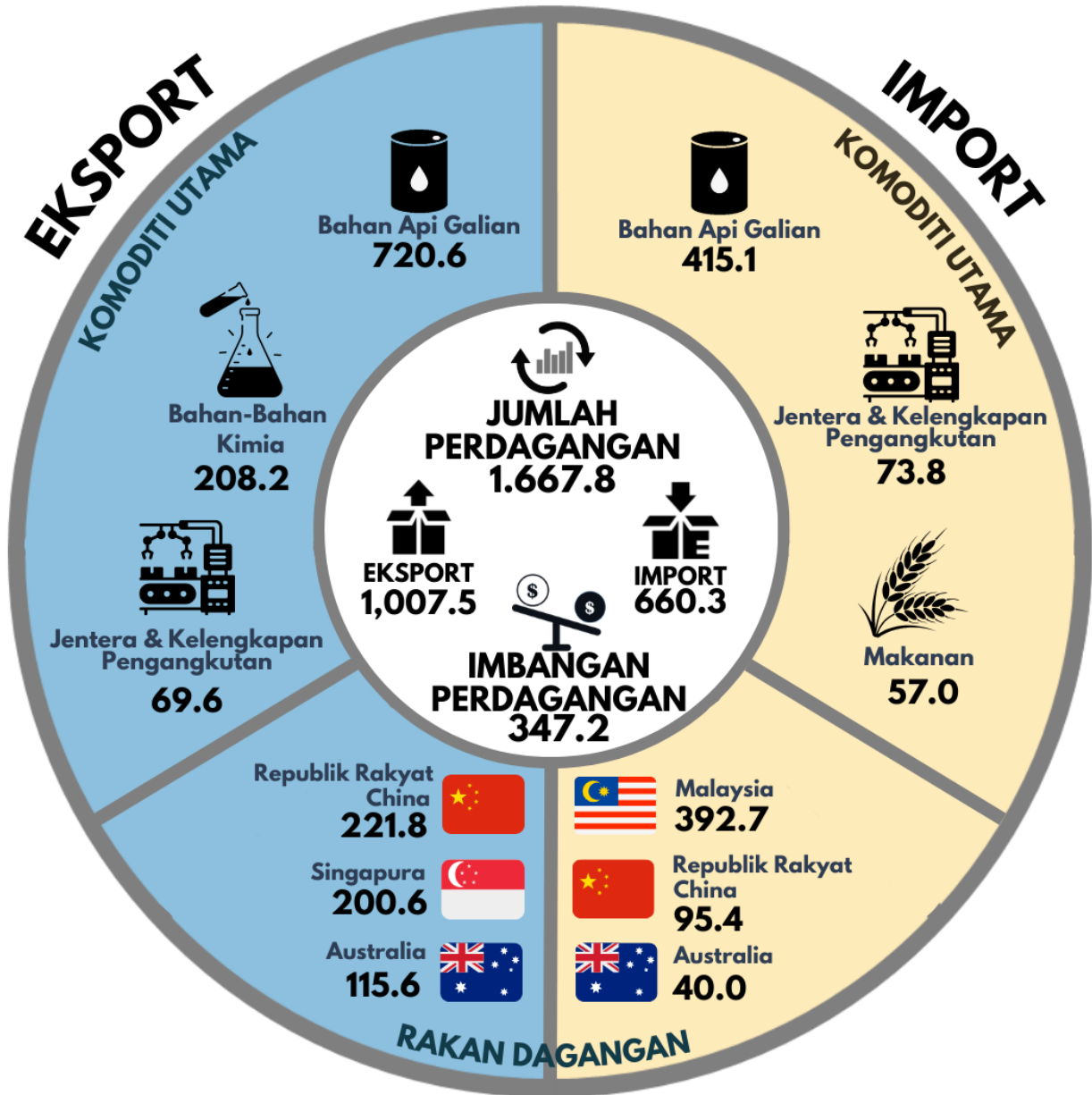
Website: deps.mofe.gov.bn
 Email: info.statistics@jpes.gov.bn
 Instagram: [@statistics.jpes](https://www.instagram.com/statistics.jpes)



جباتن فرانچغن ايكونومي دان ستاتيستيك
 DEPARTMENT OF ECONOMIC PLANNING AND STATISTICS
 MINISTRY OF FINANCE AND ECONOMY
 BRUNEI DARUSSALAM

PERANGKAAAN PERDAGANGAN BARANGAN ANTARANBANGSA JUN 2024

BND Juta






MEDIA RELEASE
DEPARTMENT OF ECONOMIC PLANNING AND STATISTICS
MINISTRY OF FINANCE AND ECONOMY

INTERNATIONAL MERCHANDISE TRADE STATISTICS (IMTS)
JUNE 2024

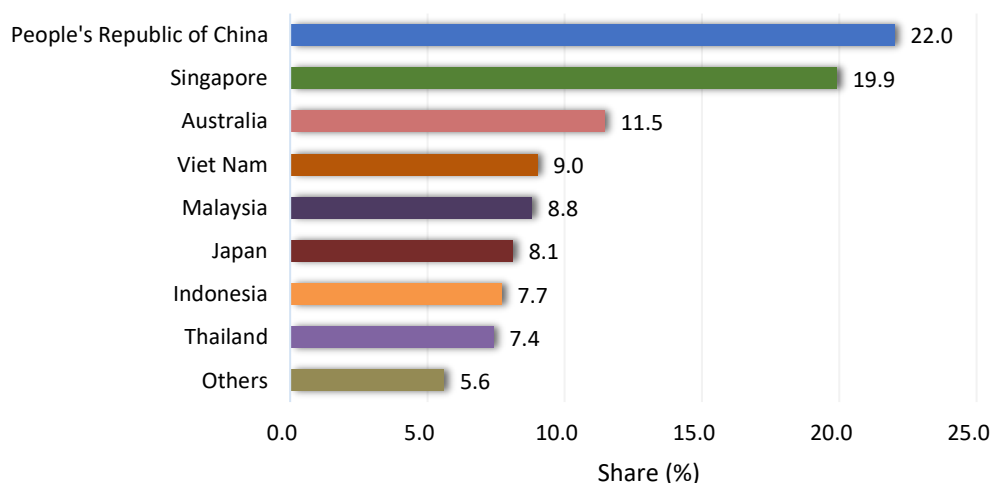
TRADE BALANCE IN JUNE 2024
RECORDED A SURPLUS OF BND347.2 MILLION

1. The Trade balance in June 2024 recorded a surplus of 347.2 million, compared to a deficit of BND154.9 million in June 2023. This was driven by an increase in exports value by 15.5 percent to BND1,007.5 million, while imports value fell by 35.7 percent to BND660.3 million.
2. The major contributors to export value were Mineral Fuels at 71.5 per cent, followed by Chemicals at 20.7 per cent and Machinery and Transport Equipment at 6.9 per cent.



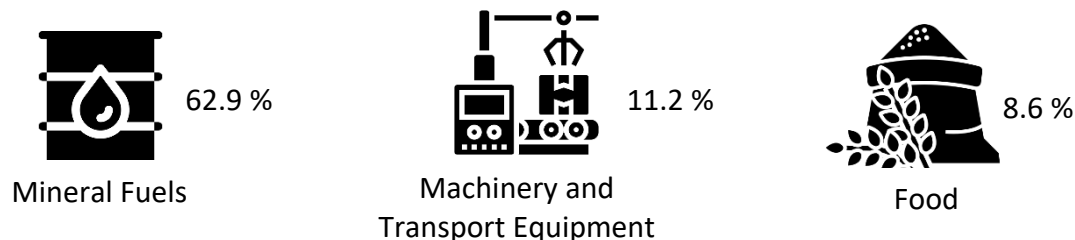
3. The main export markets were People's Republic of China which accounted 22.0 per cent, followed by Singapore and Australia at 19.9 per cent and 11.5 per cent respectively. The largest export commodity to these countries were Mineral Fuels and Chemicals.

Share of Exports by Trading Partners



4. *Meanwhile, imports in June 2024 were valued at BND660.3 million. The three main imports by commodity were Mineral Fuels, accounting for 62.9 per cent, followed by Machinery and Transport Equipment at 11.2 per cent, and Food at 8.6 per cent.*

Main Imports by Commodity



5. *The largest import partners were Malaysia, accounting for 59.5 per cent, followed by People's Republic of China at 14.4 per cent and Australia at 6.1 per cent. The main import commodities from these partners were Mineral Fuels; Food; and Machinery and Transport Equipment.*
6. *Overall, total trade fell 12.2 per cent, from BND1,900.1 million in June 2023 to BND1,667.8 million in June 2024 following 35.7 per cent decline in imports.*
7. *The imports for end use categories, were mainly used as Intermediate Goods for processing at 60.2 per cent, followed by Capital Goods at 36.0 per cent for business operations, and Consumption Goods at 3.8 per cent for household use.*
8. *The International Merchandise Trade Statistics report for June 2024 can be accessed through the DEPS's website at <https://deps.mofe.gov.bn>*



Website: deps.mofe.gov.bn
 Email: info.statistics@jpes.gov.bn
 Instagram: @statistics.jpes



جباتن فرانچغن ايكونومي دان ستاتيستيك
 DEPARTMENT OF ECONOMIC PLANNING AND STATISTICS
 MINISTRY OF FINANCE AND ECONOMY
 BRUNEI DARUSSALAM

INTERNATIONAL MERCHANDISE TRADE STATISTICS

JUNE 2024

BND Million

