



SIARAN MEDIA

MEDIA RELEASE

PERANGKAAAN PERDAGANGAN BARANGAN

ANTARABANGSA

INTERNATIONAL MERCHANDISE TRADE STATISTICS (IMTS)

MEI

MAY

2024



SIARAN MEDIA
JABATAN PERANCANGAN EKONOMI DAN STATISTIK
KEMENTERIAN KEWANGAN DAN EKONOMI

PERANGKAAAN PERDAGANGAN BARANGAN
ANTARABANGSA MEI 2024

JUMLAH PERDAGANGAN PADA MEI 2024
MENINGKAT SEBANYAK 37.4 PERATUS

1. Jumlah perdagangan bagi bulan Mei 2024 meningkat sebanyak 37.4 peratus kepada BND2,393.6 juta, berbanding Mei 2023. Ini adalah disumbangkan oleh nilai eksport sebanyak BND1,382.1 juta dan nilai import sebanyak BND1,011.5 juta.
2. Penyumbang utama kepada nilai eksport adalah Bahan Api Galian sebanyak 76.8 peratus, diikuti oleh Bahan Kimia sebanyak 21.5 peratus dan Jentera dan Kelengkapan Pengangkutan sebanyak 0.8 peratus.

Eksport Utama Mengikut Komoditi



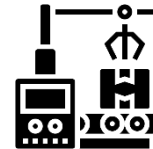
Bahan Api
Galian

76.8 %



Bahan Kimia

21.5 %

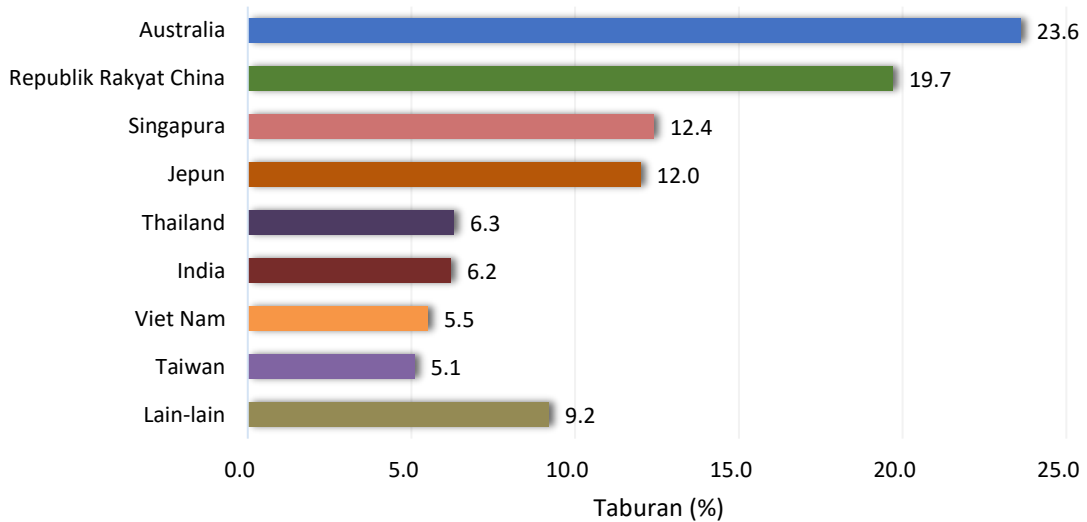


Jentera dan
Kelengkapan
Pengangkutan

0.8 %

3. Pasaran eksport utama adalah Australia sebanyak 23.6 peratus, diikuti oleh Republik Rakyat China dan Singapura masing-masing sebanyak 19.7 peratus dan 12.4 peratus. Komoditi eksport terbesar ke negara-negara tersebut adalah Bahan Api Galian.

Taburan Eksport Mengikut Rakan Dagangan



4. Manakala, import pada bulan Mei 2024 bernilai BND1,011.5 juta. Tiga komoditi import utama adalah Bahan Api Galian, menyumbang sebanyak 75.4 peratus, diikuti oleh Jentera dan Kelengkapan Pengangkutan sebanyak 8.3 peratus dan Makanan sebanyak 6.3 peratus.

Import Utama Mengikut Komoditi



5. Secara keseluruhan, imbalan perdagangan menurun sebanyak 9.7 peratus, didorong oleh peningkatan import yang lebih tinggi sebanyak 52.0 peratus berbanding peningkatan eksport sebanyak 28.4 peratus.
6. Import bagi kategori penggunaan akhir, terutamanya digunakan sebagai Barangan Perantaraan bagi pemprosesan sebanyak 61.8 peratus, diikuti oleh Barangan Modal sebanyak 35.5 peratus bagi operasi perniagaan dan Barangan Penggunaan sebanyak 2.7 peratus bagi kegunaan isi rumah.
7. Laporan Perangkaan Perdagangan Barangan Antarabangsa bagi bulan Mei 2024 boleh didapati melalui laman sesawang JPES di <https://deps.mofe.gov.bn>.





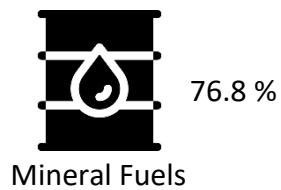
MEDIA RELEASE
DEPARTMENT OF ECONOMIC PLANNING AND STATISTICS
MINISTRY OF FINANCE AND ECONOMY

INTERNATIONAL MERCHANDISE TRADE STATISTICS (IMTS)
MAY 2024

TOTAL TRADE IN MAY 2024
GREW BY 37.4 PER CENT

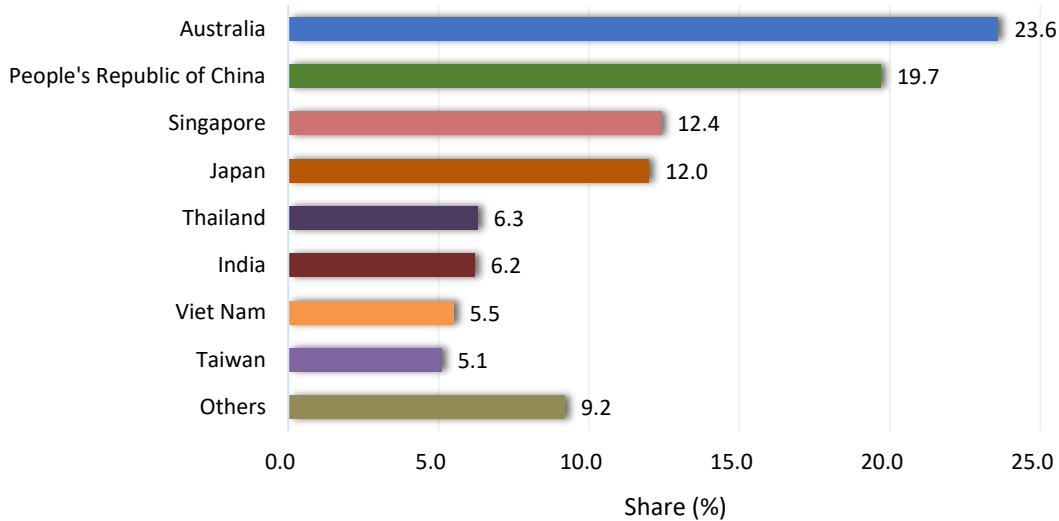
1. *The total trade for May 2024 grew by 37.4 per cent to BND2,393.6 million, compared to May 2023. This was contributed by exports valued at BND1,382.1 million and imports valued at BND1,011.5 million.*
2. *The major contributors to export value were Mineral Fuels at 76.8 per cent followed, by Chemicals at 21.5 per cent and Machinery and Transport Equipment at 0.8 per cent.*

Main Exports by Commodity



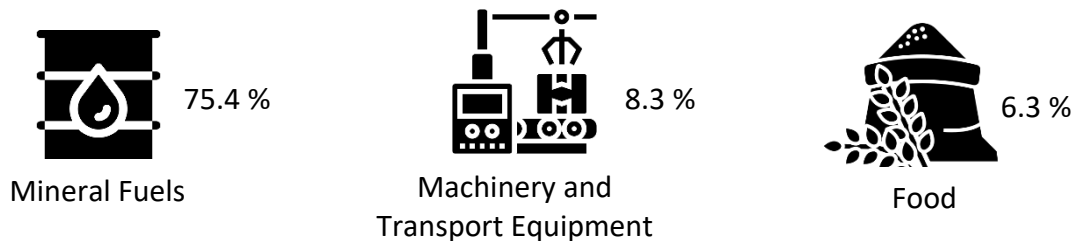
3. The main export markets were Australia at 23.6 per cent, followed by People's Republic of China and Singapore at 19.7 per cent and 12.4 per cent respectively. The largest export commodity to these countries were Mineral Fuels.

Share of Exports by Trading Partners



4. Meanwhile, imports in May 2024 were valued at BND1,011.5 million. The three main imports by commodity were Mineral Fuels, accounting for 75.4 per cent, followed by Machinery and Transport Equipment at 8.3 per cent, and Food 6.3 per cent.

Main Imports by Commodity



5. *Overall, trade balance fell by 9.7 per cent, driven by a higher import increase of 52.0 per cent compared to an export increase of 28.4 per cent.*
6. *The imports for end use categories, were mainly used as Intermediate Goods for processing at 61.8 per cent, followed by Capital Goods at 35.5 per cent for business operations, and Consumption Goods at 2.7 per cent for household use.*
7. *The International Merchandise Trade Statistics report for May 2024 can be accessed through the DEPS's website at <https://deps.mofe.gov.bn>*