



# **SIARAN MEDIA**

## *MEDIA RELEASE*

### **PERANGKAAAN PERDAGANGAN BARANGAN**

### **ANTARABANGSA**

### *INTERNATIONAL MERCHANDISE TRADE STATISTICS (IMTS)*

**APRIL**

***APRIL***

**2024**



**SIARAN MEDIA**  
**JABATAN PERANCANGAN EKONOMI DAN STATISTIK**  
**KEMENTERIAN KEWANGAN DAN EKONOMI**

**PERANGKAAAN PERDAGANGAN BARANGAN**  
**ANTARABANGSA APRIL 2024**

---

**IMBANGAN PERDAGANGAN PADA APRIL 2024**  
**MENCATATKAN LEBIHAN SEBANYAK BND422.3 JUTA**

1. Imbangan perdagangan bagi bulan April 2024 mencatatkan peningkatan sebanyak 217.5 peratus, meningkat daripada BND133.0 juta pada April 2023 kepada BND422.3 juta. Peningkatan adalah disumbangkan oleh nilai eksport sebanyak BND1,413.3 juta dan nilai import sebanyak BND991.0 juta. Jumlah perdagangan juga mencatatkan peningkatan sebanyak 72.6 peratus tahun-ke-tahun.
2. Penyumbang utama kepada nilai eksport adalah Bahan Api Galian sebanyak 74.5 peratus, diikuti oleh Bahan Kimia sebanyak 23.5 peratus dan Jentera dan Kelengkapan Pengangkutan sebanyak 1.0 peratus.

**Eksport Utama Mengikut Komoditi**



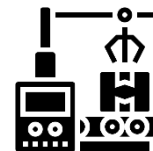
Bahan Api  
Galian

74.5 %



Bahan Kimia

23.5 %

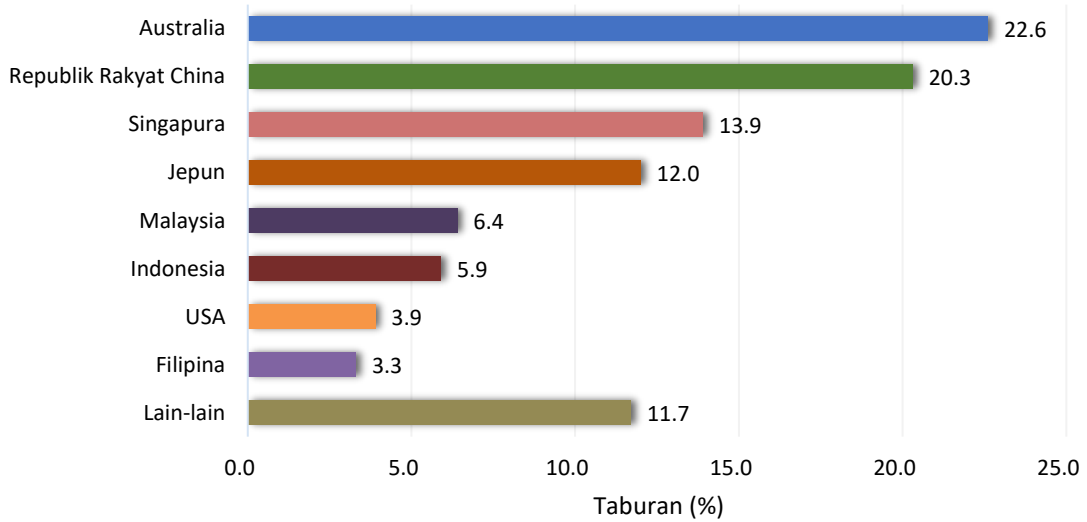


Jentera dan  
Kelengkapan  
Pengangkutan

1.0 %

3. Pasaran eksport utama adalah Australia sebanyak 22.6 peratus, diikuti oleh Republik Rakyat China dan Singapura masing-masing sebanyak 20.3 peratus dan 13.9 peratus. Komoditi eksport terbesar ke negara-negara tersebut adalah Bahan Api Galian.

### Taburan Eksport Mengikut Rakan Dagangan



4. Manakala, import pada bulan April 2024 bernilai BND991.0 juta. Tiga komoditi import utama adalah Bahan Api Galian, menyumbang sebanyak 74.9 peratus, diikuti oleh Jentera dan Kelengkapan Pengangkutan sebanyak 6.8 peratus dan Makanan sebanyak 6.0 peratus.

### Import Utama Mengikut Komoditi



5. Sumbangan terbesar rakan dagangan import adalah dari Malaysia sebanyak 29.3 peratus, diikuti oleh Australia sebanyak 17.9 peratus dan Republik Rakyat China sebanyak 8.5 peratus. Komoditi import utama daripada rakan dagangan adalah Bahan Api Galian, Makanan, dan Barang-Barang Keluaran Kilang.
6. Secara keseluruhan, jumlah perdagangan pada bulan April 2024 mencatatkan peningkatan 6.5 peratus, meningkat daripada BND2,258.2 juta pada bulan Mac 2024 kepada BND2,404.3 juta. Manakala imbalan perdagangan menurun sebanyak 22.7 peratus, didorong oleh peningkatan import yang lebih tinggi sebanyak 15.8 peratus berbanding peningkatan eksport sebanyak 0.8 peratus.
7. Import bagi kategori penggunaan akhir, terutamanya digunakan sebagai Barangan Perantaraan bagi pemprosesan sebanyak 62.9 peratus, diikuti oleh Barangan Modal sebanyak 34.5 peratus bagi operasi perniagaan dan Barangan Penggunaan sebanyak 2.6 peratus bagi kegunaan isi rumah.
8. Laporan Perangkaan Perdagangan Barangan Antarabangsa bagi bulan April 2024 boleh didapati melalui laman sesawang JPES di <https://deps.mofe.gov.bn>.



**MEDIA RELEASE**  
**DEPARTMENT OF ECONOMIC PLANNING AND STATISTICS**  
**MINISTRY OF FINANCE AND ECONOMY**

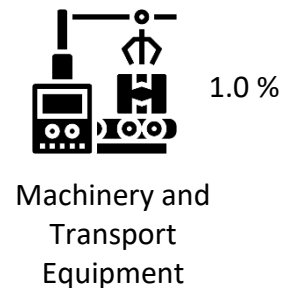
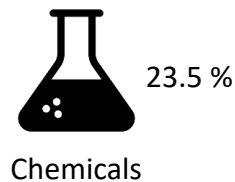
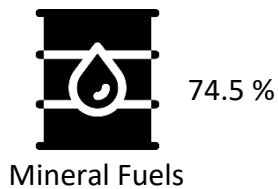
**INTERNATIONAL MERCHANDISE TRADE STATISTICS (IMTS)**  
**APRIL 2024**

---

**TRADE BALANCE IN APRIL 2024**  
**RECORDED A SURPLUS OF BND422.3 MILLION**

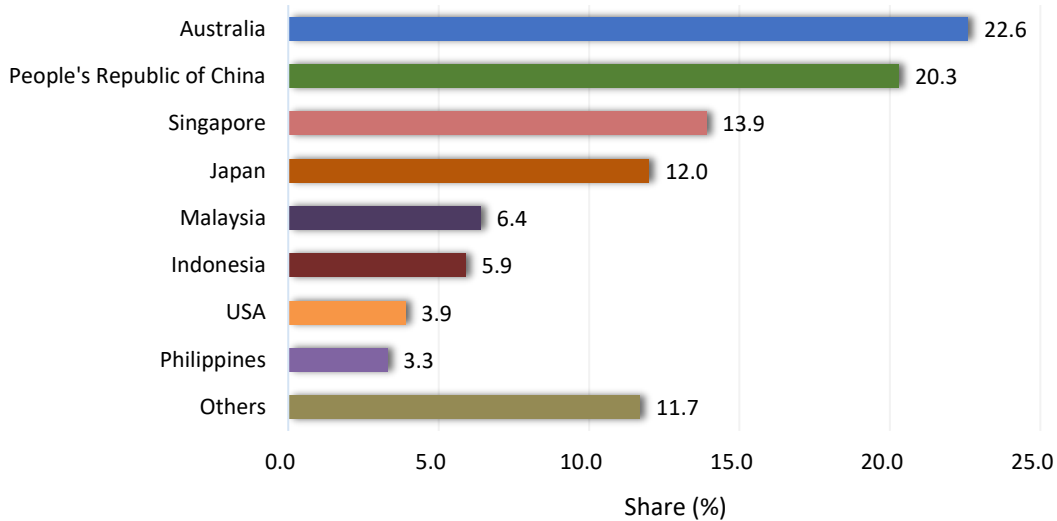
1. *The trade balance for April 2024 recorded an increase of 217.5 per cent, rising from BND133.0 million in April 2023 to BND422.3 million. This increase was contributed by exports valued at BND1,413.3 million and imports valued at BND991.0 million. Additionally, the total trade experienced a year-on-year growth of 72.6 per cent.*
2. *The major contributors to export value were Mineral Fuels at 74.5 per cent followed, by Chemicals at 23.5 per cent and Machinery and Transport Equipment at 1.0 per cent.*

**Main Exports by Commodity**



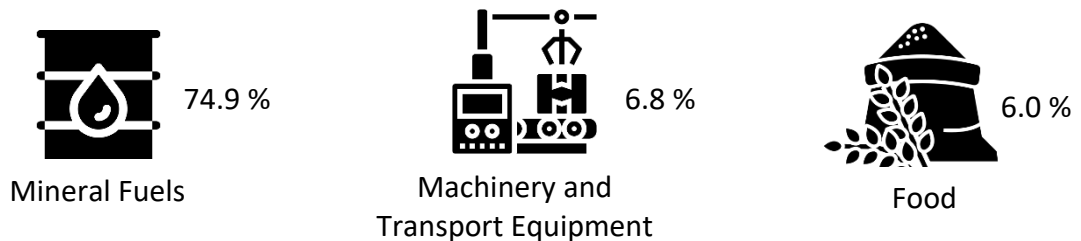
3. The main export markets were Australia at 22.6 per cent, followed by People's Republic of China and Singapore at 20.3 per cent and 13.9 per cent respectively. The largest export commodity to these countries were Mineral Fuels.

### Share of Exports by Trading Partners



4. Meanwhile, imports in April 2024 were valued at BND991.0 million. The three main imports by commodity were Mineral Fuels, accounting for 74.9 per cent, followed by Machinery and Transport Equipment at 6.8 per cent, and Food 6.0 per cent.

### Main Imports by Commodity



5. *The largest import partners were Malaysia accounting for 29.3 per cent, followed by Australia at 17.9 per cent and People's Republic of China at 8.5 per cent. The main import commodities from these partners were Mineral Fuels; Food; and Manufactured Goods.*
6. *Overall, total trade in April 2024 recorded an increase of 6.5 per cent, rising from BND2,258.2 million in March 2024 to BND2,404.3 million. Whereas, trade balance fell by 22.7 per cent, driven by a larger increase in imports at 15.8 per cent compared to a 0.8 per cent increase in exports.*
7. *The imports for end use categories, were mainly used as Intermediate Goods for processing at 62.9 per cent, followed by Capital Goods at 34.5 per cent for business operations, and Consumption Goods at 2.6 per cent for household use.*
8. *The International Merchandise Trade Statistics report for April 2024 can be accessed through the DEPS's website at <https://deps.mofe.gov.bn>*