



SIARAN MEDIA

MEDIA RELEASE

PERANGKAAAN PERDAGANGAN BARANGAN

ANTARABANGSA

INTERNATIONAL MERCHANDISE TRADE STATISTICS (IMTS)

MAC

MARCH

2024



SIARAN MEDIA
JABATAN PERANCANGAN EKONOMI DAN STATISTIK
KEMENTERIAN KEWANGAN DAN EKONOMI

PERANGKAAAN PERDAGANGAN BARANGAN
ANTARABANGSA MAC 2024

IMBANGAN PERDAGANGAN PADA MAC 2024
MENCATATKAN LEBIHAN SEBANYAK BND546.6 JUTA

1. Imbangan perdagangan bagi bulan Mac 2024 telah mencatatkan lebih sebanyak BND546.6 juta, iaitu peningkatan sebanyak 12.0 peratus berbanding dengan tahun lepas. Ini adalah disumbangkan oleh nilai eksport sebanyak BND1,402.4 juta dan nilai import sebanyak BND855.8 juta. Jumlah perdagangan juga mencatatkan peningkatan sebanyak 55.0 peratus tahun-ke-tahun.
2. Penyumbang utama nilai eksport adalah Bahan Api Galian sebanyak 77.5 peratus, diikuti oleh Bahan Kimia (20.2 peratus), dan Jentera dan Kelengkapan Pengangkutan (1.2 peratus).

Eksport Utama Mengikut Komoditi



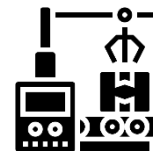
Bahan Api
Galian

77.5 %



Bahan Kimia

20.2 %

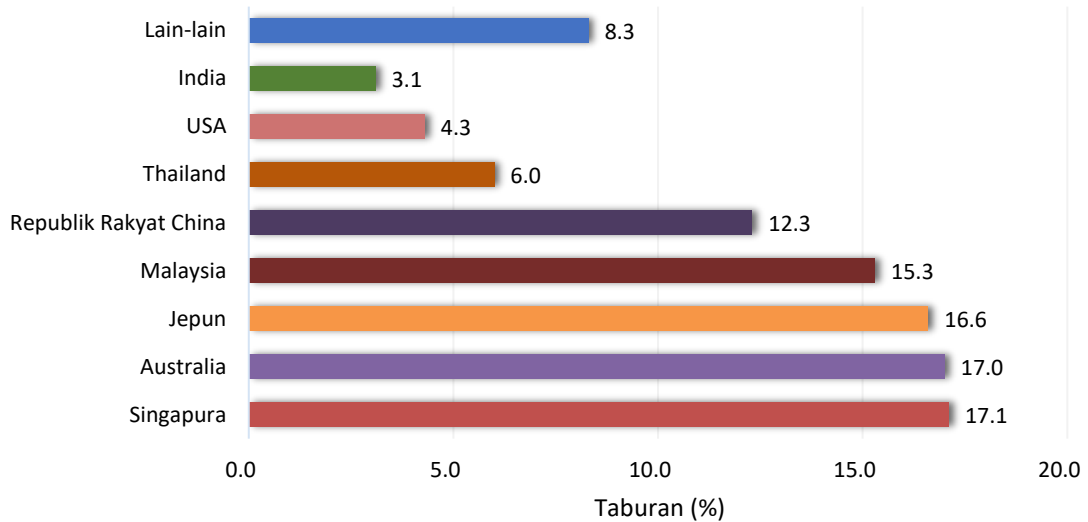


Jentera dan
Kelengkapan
Pengangkutan

1.2 %

3. Pasaran eksport utama adalah Singapura (17.1 peratus), diikuti oleh Australia (17.0 peratus) dan Jepun (16.6 peratus). Komoditi eksport terbesar ke negara-negara tersebut adalah Bahan Api Galian.

Peratus Taburan Eksport Mengikut Rakan Dagangan



4. Manakala, import pada bulan Mac 2024 bernilai BND855.8 juta. Tiga komoditi import utama adalah Bahan Api Galian (66.1 peratus), diikuti oleh Jentera dan Kelengkapan Pengangkutan (10.7 peratus) dan Makanan (8.0 peratus).

Import Utama Mengikut Komoditi



5. Sumbangan terbesar rakan dagangan import adalah dari Malaysia (42.6 peratus), Australia (10.0 peratus) dan Republik Rakyat China (9.7 peratus), dengan Bahan Api Galian; Makanan; dan Jentera dan Kelengkapan Pengangkutan sebagai import komoditi utama.
6. Secara keseluruhan, jumlah perdagangan pada bulan Mac 2024 mencatatkan sebanyak BND2,258.2 juta berbanding BND2,405.5 juta pada bulan Februari 2024.
7. Mod utama pengangkutan adalah melalui pengangkutan laut sebanyak 94.6 peratus, diikuti oleh pengangkutan udara (3.9 peratus) dan pengangkutan darat (1.5 peratus).
8. Import bagi kategori penggunaan akhir, terutamanya digunakan sebagai Barangan Perantaraan bagi pemprosesan sebanyak 59.7 peratus, diikuti oleh Barangan Modal (36.4 peratus) bagi operasi perniagaan dan Barangan Penggunaan (3.9 peratus) bagi kegunaan isi rumah.
9. Laporan Perangkaan Perdagangan Barangan Antarabangsa bagi bulan Mac 2024 boleh didapati melalui laman sesawang JPES di <https://deps.mofe.gov.bn>.




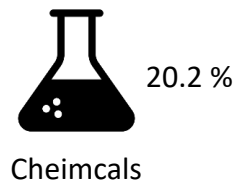
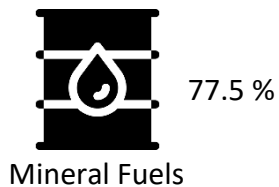
MEDIA RELEASE
DEPARTMENT OF ECONOMIC PLANNING AND STATISTICS
MINISTRY OF FINANCE AND ECONOMY

INTERNATIONAL MERCHANDISE TRADE STATISTICS (IMTS)
MARCH 2024

TRADE BALANCE IN MARCH 2024
RECORDED A SURPLUS OF BND546.6 MILLION

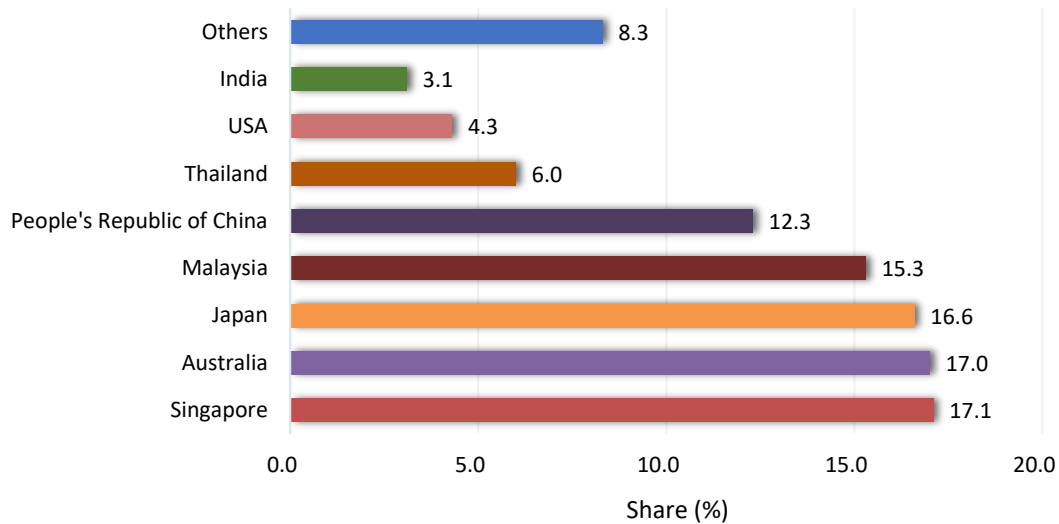
1. *The trade balance for March 2024 has recorded a surplus of BND546.6 million, an increase of 12.0 per cent compared to last year. This was contributed by exports valued at BND1,402.4 million and imports valued at BND855.8 million. Total trade also recorded a growth at 55.0 per cent year on year.*
2. *The major export value contributors were Mineral Fuels at 77.5 per cent followed by Chemicals (20.2 per cent), and Machinery and Transport Equipment (1.2 per cent).*

Main Exports by Commodity



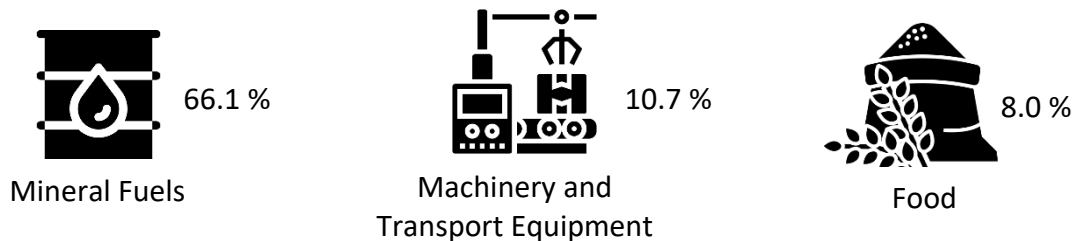
3. The main export markets were Singapore (17.1 per cent), followed by Australia (17.0 per cent), and Japan (16.6 per cent). The largest export commodity to these countries were Mineral Fuels.

Share of Exports by Trading Partners



4. Meanwhile, imports in Mac 2024 were valued at BND855.8 million. The three main imports by commodity were Mineral Fuels (66.1 per cent), followed by Machinery and Transport Equipment (10.7 per cent) and Food (8.0 per cent).

Main Imports by Commodity



5. *The largest import partners were Malaysia (42.6 per cent), Australia (10.0 per cent) and People's Republic of China (9.7 per cent), with Mineral Fuels; Food; and Machinery and Transport Equipment as the main import commodity.*
6. *Overall, total trade in March 2024 was BND2,258.2 million compared to BND2,405.5 million in February 2024.*
7. *The main mode of transport was sea transport at 94.6 per cent, followed by air transport (3.9 per cent) and by land (1.5 per cent).*
8. *The imports for end use categories, were mainly used as Intermediate Goods for processing at 59.7 per cent, followed by Capital Goods (36.4 per cent) for business operations, and Consumption Goods (3.9 per cent) for household use.*
9. *The International Merchandise Trade Statistics report for March 2024 can be accessed through the DEPS's website at <https://deps.mofe.gov.bn>*