



# **SIARAN MEDIA**

## *MEDIA RELEASE*

### **PERANGKAAAN PERDAGANGAN BARANGAN**

### **ANTARABANGSA**

### ***INTERNATIONAL MERCHANDISE TRADE STATISTICS (IMTS)***

**FEBRUARI**

***FEBRUARY***

**2024**



**SIARAN MEDIA**  
**JABATAN PERANCANGAN EKONOMI DAN STATISTIK**  
**KEMENTERIAN KEWANGAN DAN EKONOMI**

**PERANGKAAAN PERDAGANGAN BARANGAN**  
**ANTARABANGSA FEBRUARI 2024**

---

**JUMLAH PERDAGANGAN MENINGKAT 10.8 PERATUS PADA FEBRUARI 2024**

1. Jumlah perdagangan meningkat 10.8 peratus pada bulan Februari 2024 dengan nilai BND 2,405.5 juta, berbanding bulan Januari 2024. Ini adalah disumbangkan oleh nilai eksport dan import masing-masing sebanyak BND1,547.3 juta dan BND858.2 juta.
2. Penyumbang utama nilai eksport adalah Bahan Api Galian sebanyak 77.7 peratus, diikuti oleh Bahan Kimia (20.8 peratus), dan Jentera dan Kelengkapan Pengangkutan (0.8 peratus).

**Eksport Utama Mengikut Komoditi**




Bahan Api  
Galian

77.7 %



Bahan Kimia

20.8 %

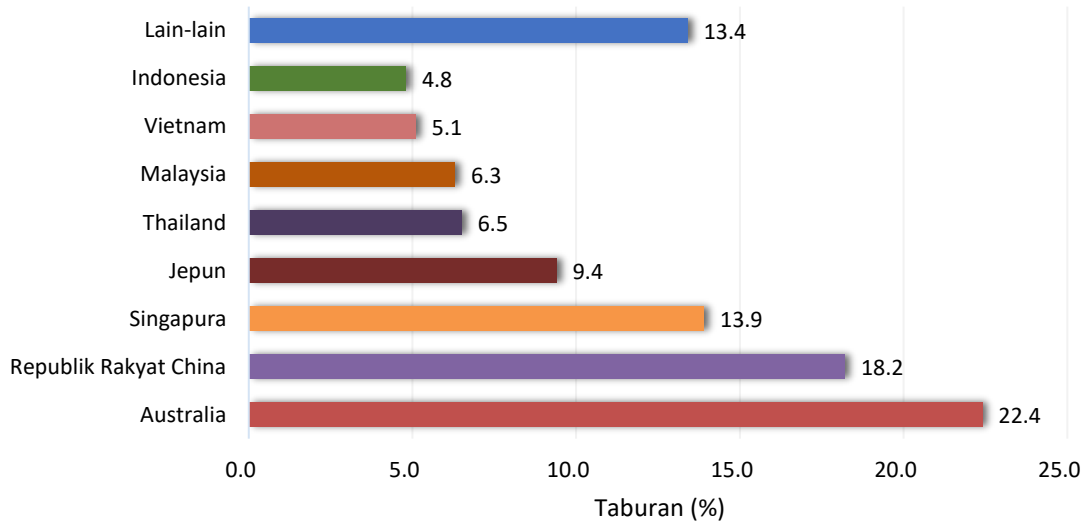


Jentera dan  
Kelengkapan  
Pengangkutan

0.8 %

3. Pasaran eksport utama adalah Australia (22.4 peratus), diikuti oleh Republik Rakyat China (18.2 peratus) dan Singapura (13.9 peratus). Komoditi eksport terbesar ke negara-negara tersebut adalah Bahan Api Galian dan Bahan Kimia.

### Peratus Taburan Eksport Mengikut Rakan Dagangan



4. Manakala, import pada bulan Februari 2024 bernilai BND858.2 juta. Tiga komoditi import utama adalah Bahan Api Galian (75.4 peratus), diikuti oleh Jentera dan Kelengkapan Pengangkutan (7.7 peratus), Makanan (5.0 peratus).

### Import Utama Mengikut Komoditi



5. Sumbangan terbesar rakan dagangan import adalah dari Malaysia (39.7 peratus); diikuti oleh Republik Rakyat China (9.1 peratus) dan Indonesia (5.0 peratus), dengan Bahan Api Galian, Makanan dan Jentera dan Kelengkapan Pengangkutan sebagai import komoditi utama.
6. Sebanyak 62.0 peratus import adalah digunakan sebagai Barangan Perantaraan bagi pemprosesan, diikuti oleh Barangan Modal (35.5 peratus) bagi operasi perniagaan dan Barangan Penggunaan (2.5 peratus) bagi kegunaan isi rumah.
7. Sebanyak 96.8 peratus jumlah perdagangan dihantar melalui pengangkutan laut, dimana 2.6 peratus oleh pengangkutan udara dan 0.6 peratus melalui darat.
8. Laporan Perangkaan Perdagangan Barangan Antarabangsa bagi bulan Februari 2024 boleh didapati melalui laman sesawang JPES di <https://deps.mofe.gov.bn>.



**MEDIA RELEASE**  
**DEPARTMENT OF ECONOMIC PLANNING AND STATISTICS**  
**MINISTRY OF FINANCE AND ECONOMY**


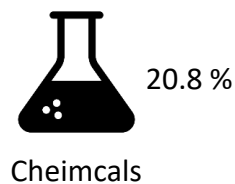
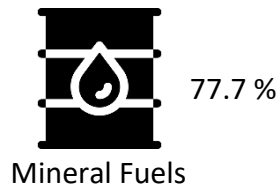
**INTERNATIONAL MERCHANDISE TRADE STATISTICS (IMTS)**  
**FEBRUARY 2024**

---

**TOTAL TRADE GREW 10.8 PER CENT IN FEBRUARY 2024**

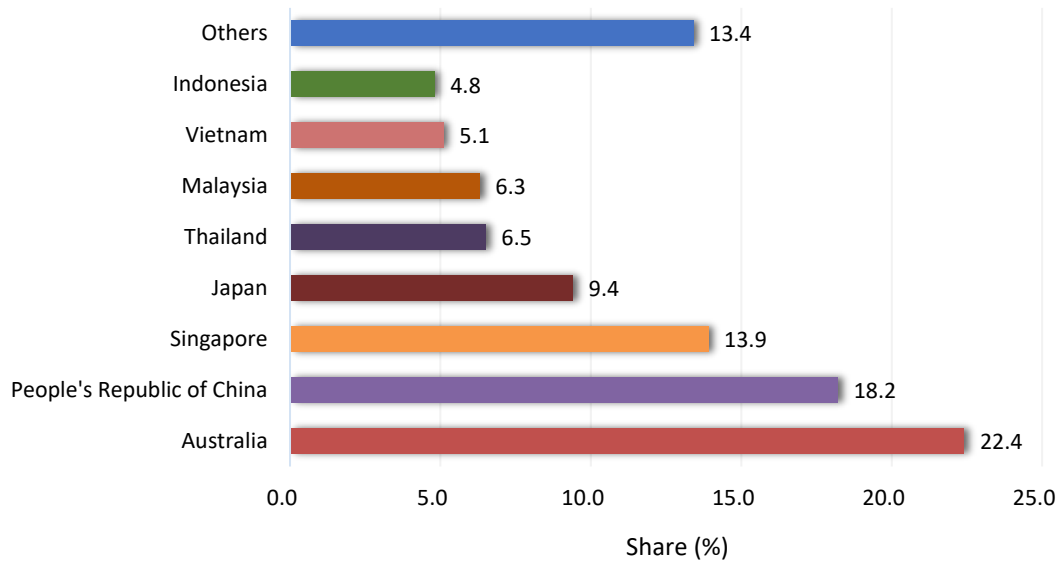
1. Total trade grew by 10.8 percent in February 2024 valued at BND2,405.5 million, compared to January 2024. This was contributed by exports and imports valued at BND1,547.3 million and BND858.2 million respectively.
2. The major export value contributors were Mineral Fuels at 77.7 per cent followed by Chemicals (20.8 per cent), and Machinery and Transport Equipment (0.8 per cent).

**Main Exports by Commodity**



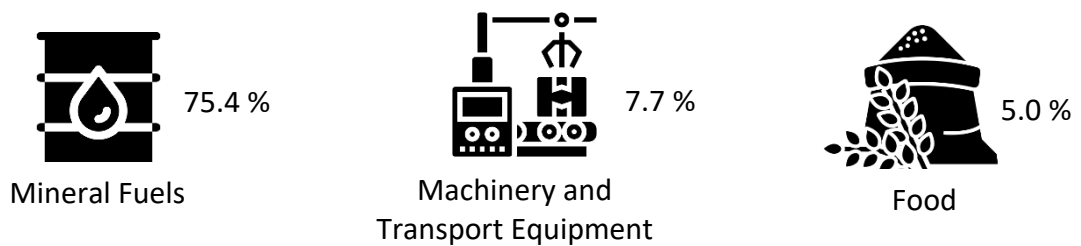
3. The main export markets were Australia (22.4 per cent), followed by People's Republic of China (18.2 per cent), and Singapore (13.9 per cent). The largest export commodities to these countries were Mineral Fuels and Chemicals.

### Share of Exports by Trading Partners



4. Meanwhile, imports in February 2024 were valued at BND858.2 million. The three main imports by commodity were Mineral Fuels (75.4 per cent), followed by Machinery and Transport Equipment (7.7 per cent) and Food (5.0 per cent).

### Main Imports by Commodity



5. *The largest import partners were Malaysia (39.7 per cent); with Mineral Fuels as the main import commodity, followed by People's Republic of China (9.1 per cent) and Indonesia (5.0 per cent), with Mineral Fuels, Food and Machinery and Transport Equipment as the main import commodity.*
6. *62.0 per cent of imports were used as Intermediate Goods for processing, followed by Capital Goods (35.5 per cent) for business operations, and Consumption Goods (2.5 per cent) for household use.*
7. *96.8 per cent of trade by value was delivered through sea transport, where else 2.6 per cent by air transport and 0.6 per cent by land.*
8. *The International Merchandise Trade Statistics report for February 2024 can be accessed through the DEPS's website at <https://deps.mofe.gov.bn>*