



# **SIARAN MEDIA**

## *MEDIA RELEASE*

### **PERANGKAAAN PERDAGANGAN BARANGAN**

### **ANTARABANGSA**

### *INTERNATIONAL MERCHANDISE TRADE STATISTICS (IMTS)*

**JANUARI**

***JANUARY***

**2024**



**SIARAN MEDIA**  
**JABATAN PERANCANGAN EKONOMI DAN STATISTIK**  
**KEMENTERIAN KEWANGAN DAN EKONOMI**

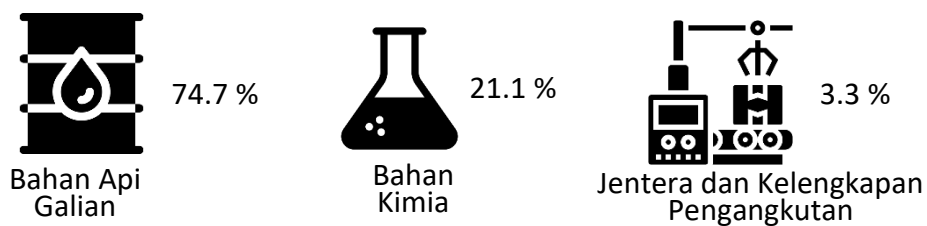
**PERANGKAAAN PERDAGANGAN BARANGAN**  
**ANTARABANGSA JANUARI 2024**

---

**IMBANGAN PERDAGANGAN PADA JANUARI 2024**  
**MENCATATKAN LEBIHAN SEBANYAK BND460.2 JUTA**

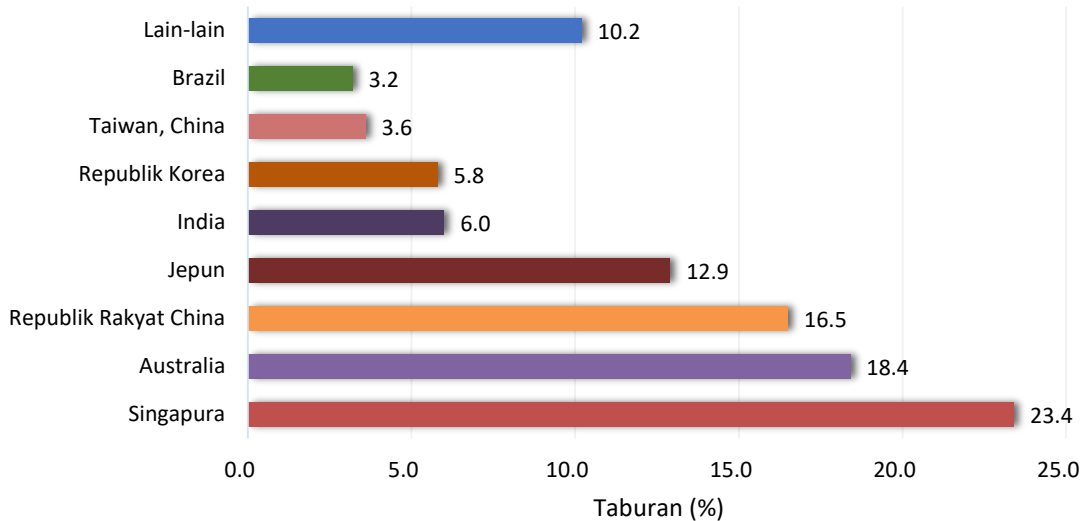
1. Imbangan perdagangan bagi bulan Januari 2024 telah mencatatkan lebih sebanyak BND460.2 juta. Jumlah Perdagangan pada bulan Januari 2024 mencatatkan sebanyak BND2,171.0 juta, berbanding BND2,334.2 juta pada bulan Disember 2023. Ini adalah disumbangkan oleh nilai eksport sebanyak BND1,315.6 juta dan nilai import sebanyak BND855.4 juta.
2. Eksport pada bulan Januari 2024 bernilai BND1,315.6 juta, yang mana Bahan Api Galian merupakan penyumbang utama eksport Negara Brunei Darussalam iaitu sebanyak 74.7 peratus, diikuti oleh Bahan Kimia (21.1 peratus), dan Jentera dan Kelengkapan Pengangkutan (3.3 peratus).

**Eksport Utama Mengikut Komoditi**




3. Pasaran eksport utama pada bulan Januari 2024 adalah Singapura (23.4 peratus), diikuti oleh Australia (18.4 peratus) dan Republik Rakyat China (16.5 peratus). Komoditi eksport terbesar ke negara-negara tersebut adalah Bahan Api Galian dan Bahan Kimia.

### Peratus Taburan Eksport Mengikut Rakan Dagangan



4. Manakala, import pada bulan Januari 2024 bernilai BND855.4 juta. Lima komoditi import utama adalah Bahan Api Galian (56.0 peratus), diikuti oleh Barang-Barang Keluaran Kilang (17.9 peratus), Jentera dan Kelengkapan Pengangkutan (9.3 peratus), Makanan (8.1 peratus), dan Bahan-Bahan Kimia (3.9 peratus).

### Import Utama Mengikut Komoditi



5. Sumbangan terbesar rakan dagangan import adalah dari Malaysia (33.0 peratus); dengan Bahan Api Galian sebagai komoditi import utama, diikuti oleh India (13.3 peratus) dan Republik Rakyat China (10.5 peratus).
6. Sebanyak 62.9 peratus import adalah digunakan sebagai Barangan Perantaraan bagi pemprosesan, diikuti oleh Barangan Modal (29.1 peratus) bagi operasi perniagaan dan Barangan Penggunaan (8.0 peratus) bagi kegunaan isi rumah.
7. Sebanyak 94.1 peratus jumlah perdagangan dihantar melalui pengangkutan laut, dimana 4.3 peratus oleh pengangkutan udara dan 1.6 peratus melalui darat.
8. Laporan Perangkaan Perdagangan Barangan Antarabangsa bagi bulan Januari 2024 boleh didapati melalui laman sesawang JPES di <https://deps.mofe.gov.bn>.



**MEDIA RELEASE**  
**DEPARTMENT OF ECONOMIC PLANNING AND STATISTICS**  
**MINISTRY OF FINANCE AND ECONOMY**

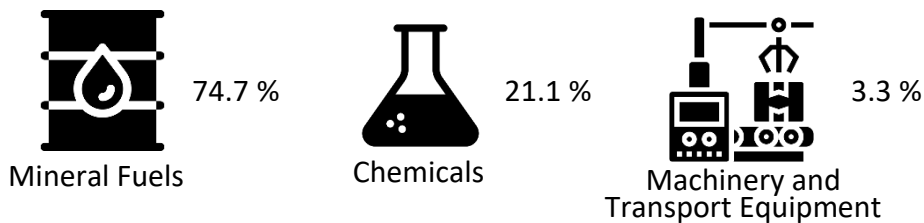
**INTERNATIONAL MERCHANDISE TRADE STATISTICS (IMTS)**  
**JANUARY 2024**

---

**TRADE BALANCE IN JANUARY 2024**  
**RECORDED A SURPLUS OF BND460.2 MILLION**

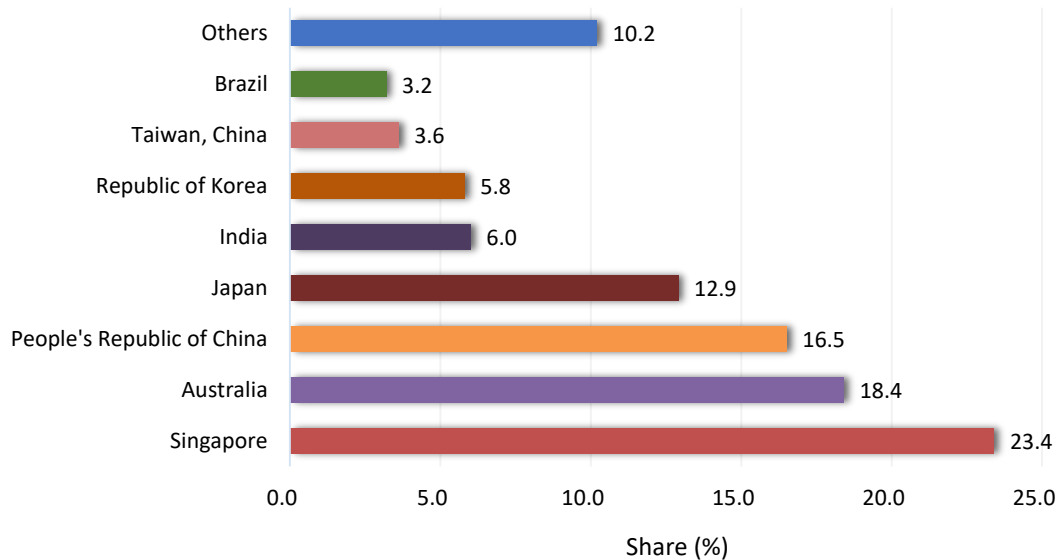
1. *The trade balance for January 2024 has recorded a surplus of BND460.2 million. Total trade in January 2024 was BND2,171.0 million, compared to BND2,334.2 million in December 2023. This was contributed by exports valued at BND1,315.6 million and imports valued at BND855.4 million.*
2. *Exports in January 2024 were valued at BND1,315.6 million, with Mineral Fuels representing the major contributor to Brunei Darussalam's exports at 74.7 per cent followed by Chemicals (21.1 per cent), and Machinery and Transport Equipment (3.3 per cent).*

**Main Exports by Commodity**



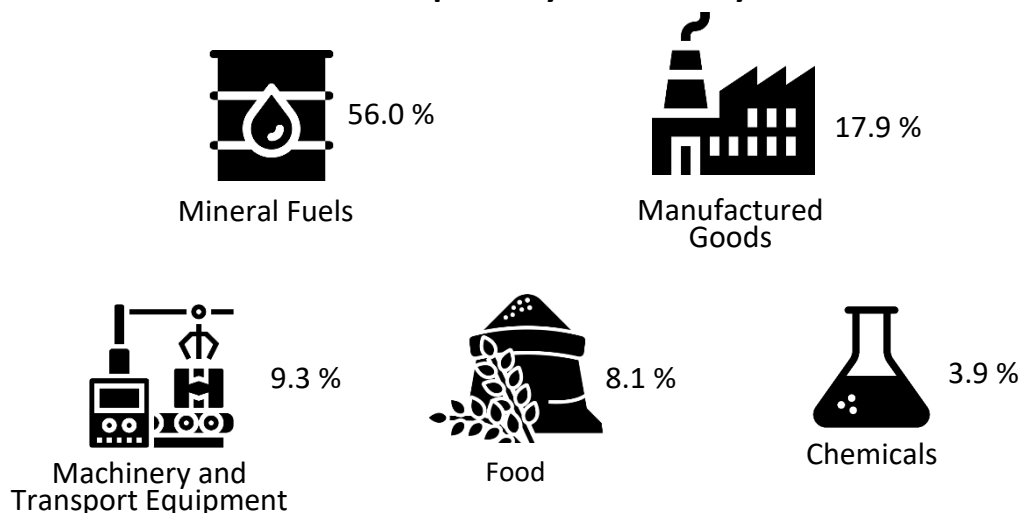
3. The main export markets in January 2024 were Singapore (23.4 per cent), followed by Australia (18.4 per cent), and People's Republic of China (16.5 per cent). The largest export commodities to these countries were Mineral Fuels and Chemicals.

### Share of Exports by Trading Partners



4. Meanwhile, imports in January 2024 were valued at BND855.4 million. The five main imports by commodity were Mineral Fuels (56.0 per cent), followed by Manufactured Goods (17.9 per cent), Machinery and Transport Equipment (9.3 per cent), Food (8.1 per cent), and Chemicals (3.9 per cent).

### Main Imports by Commodity



5. *The largest import partners were Malaysia (33.0 per cent); with Mineral Fuels as the main import commodity, followed by India (13.3 per cent) and People's Republic of China (10.5 per cent).*
6. *62.9 per cent of imports were used as Intermediate Goods for processing, followed by Capital Goods (29.1 per cent) for business operations, and Consumption Goods (8.0 per cent) for household use.*
7. *94.1 per cent of trade by value was delivered through sea transport, where else 4.3 per cent by air transport and 1.6 per cent by land.*
8. *The International Merchandise Trade Statistics report for January 2024 can be accessed through the DEPS's website at <https://deps.mofe.gov.bn>*