



**SIARAN MEDIA**  
*MEDIA RELEASE*

**PERANGKAAN PERDAGANGAN BARANGAN**  
**ANTARABANGSA**  
*INTERNATIONAL MERCHANDISE TRADE STATISTICS (IMTS)*

**DISEMBER**

***DECEMBER***

**2024**




**SIARAN MEDIA**  
**JABATAN PERANCANGAN EKONOMI DAN STATISTIK**  
**KEMENTERIAN KEWANGAN DAN EKONOMI**

**PERANGKAAAN PERDAGANGAN BARANGAN ANTARABANGSA**  
**DISEMBER 2024**

**JUMLAH PERDAGANGAN MENINGKAT 3.4 PERATUS BULAN-KE-BULAN**

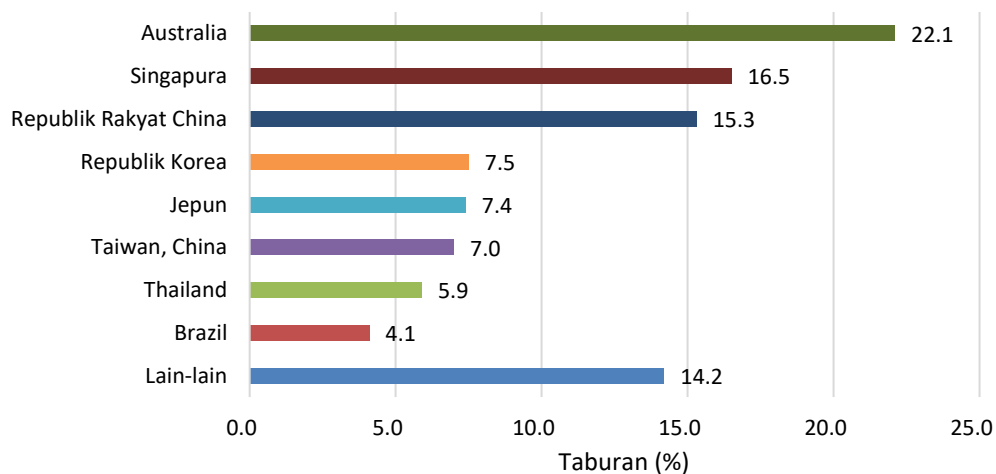
1. Jumlah perdagangan bagi bulan Disember 2024 meningkat sebanyak 3.4 peratus kepada BND1,942.0 juta, berbanding November 2024. Peningkatan ini adalah disumbangkan oleh nilai eksport sebanyak BND1,155.4 juta dan import berjumlah BND786.6 juta.
2. Penyumbang utama kepada nilai eksport adalah Bahan Api Galian sebanyak 72.7 peratus, diikuti oleh Bahan Kimia sebanyak 25.2 peratus dan Jentera dan Kelengkapan Pengangkutan sebanyak 1.1 peratus.

**Eksport Utama Mengikut Komoditi**



3. Pasaran eksport utama adalah Australia sebanyak 22.1 peratus, diikuti oleh Singapura dan Republik Rakyat China, masing-masing sebanyak 16.5 peratus dan 15.3 peratus. Komoditi eksport terbesar ke negara-negara tersebut adalah Bahan Api Galian dan Bahan Kimia.

**Taburan Eksport Mengikut Rakan Dagangan**



- Manakala, import pada bulan Disember 2024 bernilai BND786.6 juta. Tiga komoditi import utama adalah Bahan Api Galian, menyumbang sebanyak 59.9 peratus, diikuti oleh Jentera dan Kelengkapan Pengangkutan sebanyak 17.4 peratus dan Makanan sebanyak 8.8 peratus.

### Import Utama Mengikut Komoditi



- Sumbangan terbesar rakan dagangan import adalah dari Malaysia sebanyak 40.4 peratus, diikuti oleh Emiriah Arab Bersatu sebanyak 13.6 peratus dan Republik Rakyat China sebanyak 6.8 peratus. Komoditi import utama daripada rakan dagangan adalah Bahan Api Galian, Jentera dan Kelengkapan Pengangkutan dan juga Makanan.
- Berbanding November 2024, imbalan perdagangan pada Disember 2024 menurun sebanyak 14.1 peratus, didorong oleh peningkatan import sebanyak 8.6 peratus.
- Import bagi kategori penggunaan akhir, terutamanya digunakan sebagai pemprosesan Barangan Perantaraan sebanyak 61.1 peratus, diikuti oleh Barangan Modal bagi operasi perniagaan sebanyak 34.7 peratus dan Barangan Penggunaan bagi kegunaan isi rumah sebanyak 4.2 peratus.
- Bagi keseluruhan tahun 2024, nilai jumlah perdagangan adalah sebanyak BND24,786.0 juta, iaitu meningkat sebanyak 0.1 peratus berbanding BND24,772.6 juta pada tahun 2023.
- Laporan Perangkaan Perdagangan Barangan Antarabangsa bagi bulan Disember 2024 boleh didapati melalui laman sesawang JPES di <https://deps.mofe.gov.bn>.



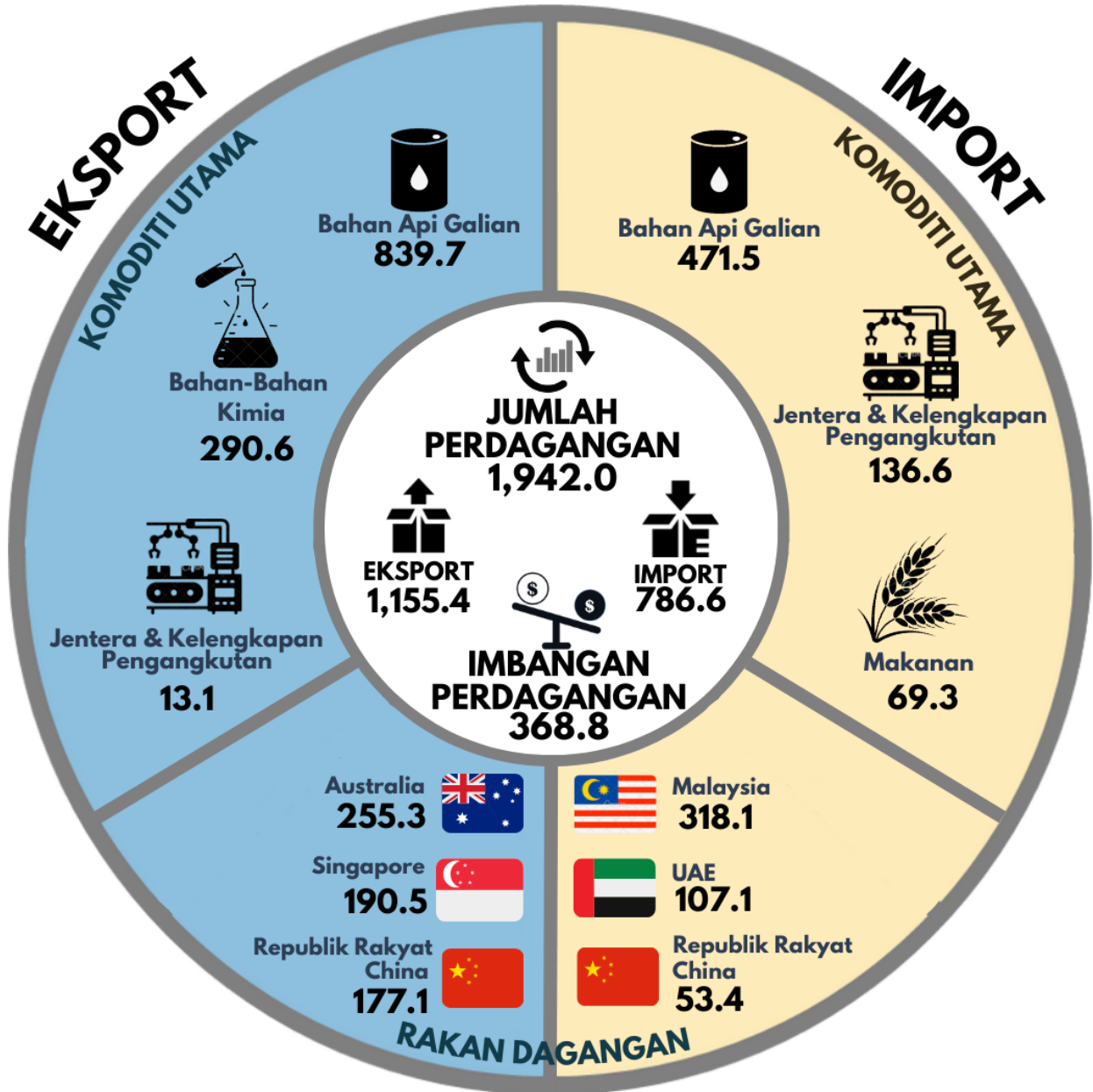
Website: [deps.mofe.gov.bn](http://deps.mofe.gov.bn)  
 Email: [info.statistics@jpes.gov.bn](mailto:info.statistics@jpes.gov.bn)  
 Instagram: @statistics.jpes



جباتن فرانچغن ايكونومي دان ستاتيستيك  
 DEPARTMENT OF ECONOMIC PLANNING AND STATISTICS  
 MINISTRY OF FINANCE AND ECONOMY  
 BRUNEI DARUSSALAM

# PERANGKAAAN PERDAGANGAN BARANGAN ANTARABANGSA DISEMBER 2024

BND Juta






**MEDIA RELEASE**  
**DEPARTMENT OF ECONOMIC PLANNING AND STATISTICS**  
**MINISTRY OF FINANCE AND ECONOMY**

**INTERNATIONAL MERCHANDISE TRADE STATISTICS (IMTS)**  
**DECEMBER 2024**

**TOTAL TRADE GREW BY 3.4 PER CENT MONTH-ON-MONTH**

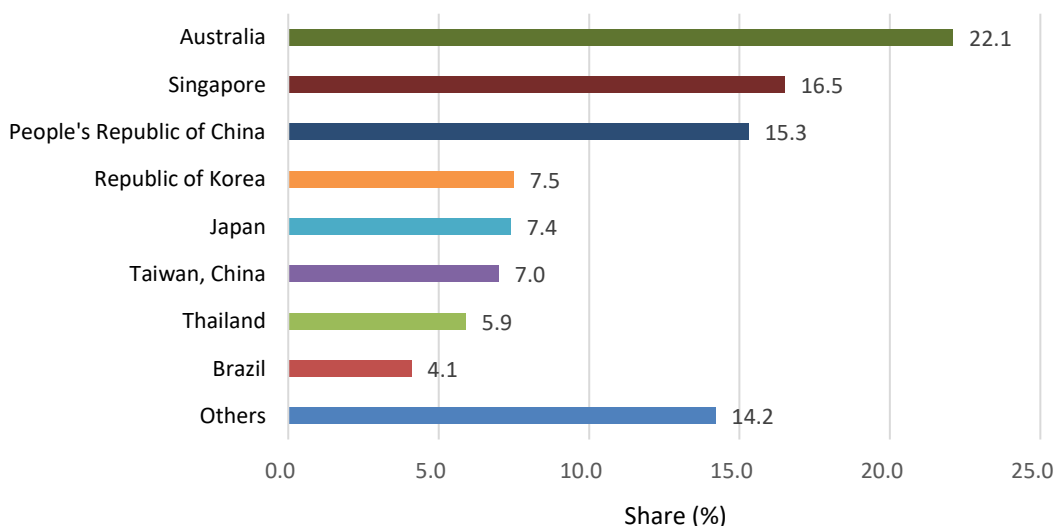
1. The total trade for December 2024 grew by 3.4 per cent to BND1,942.0 million, compared to November 2024. This growth was contributed by exports valued at BND1,155.4 million and imports amounting to BND786.6 million.
2. The major contributors to the export value were Mineral Fuels accounting for 72.7 per cent, followed by Chemicals at 25.2 per cent and Machinery and Transport Equipment at 1.1 per cent.

**Main Exports by Commodity**



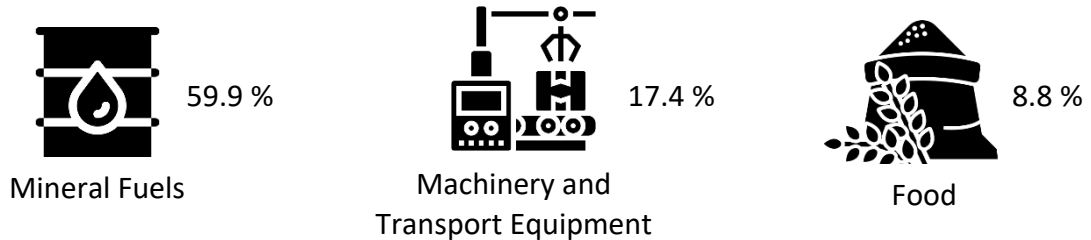
3. The main export markets were Australia accounting for 22.1 per cent, followed by Singapore and People's Republic of China at 16.5 per cent and 15.3 per cent respectively. The largest export commodities to these countries were Mineral Fuels and Chemicals.

**Share of Exports by Trading Partners**



4. *Meanwhile, imports in December 2024 were valued at BND786.6 million. The three main import commodities were Mineral Fuels, accounting for 59.9 per cent, followed by Machinery and Transport Equipment at 17.4 per cent, and Food at 8.8 per cent.*

### **Main Imports by Commodity**



5. *The largest import partners were Malaysia accounting for 40.4 per cent, followed by United Arab Emirates at 13.6 per cent and People’s Republic of China at 6.8 per cent. The main import commodities from these trading partners were Mineral Fuels, Machinery and Transport Equipment as well as Foods.*
6. *Compared to November 2024, the trade balance in December 2024 fell by 14.1 per cent, driven by the rise in imports by 8.6 per cent.*
7. *The imports for end use categories, were mainly used as Intermediate Goods processing accounting for 61.1 per cent, followed by Capital Goods for business operations at 34.7 per cent, and Consumption Goods for household use at 4.2 per cent.*
8. *For the whole year 2024, the total trade was valued at BND24,786.0 million, an increase by 0.1 per cent compared to BND24,772.6 million in 2023.*
9. *The International Merchandise Trade Statistics report for December 2024 can be accessed through the DEPS’s website at <https://deps.mofe.gov.bn>*



Website: [deps.mofe.gov.bn](http://deps.mofe.gov.bn)  
 Email: [info.statistics@jpes.gov.bn](mailto:info.statistics@jpes.gov.bn)  
 Instagram: @statistics.jpes



جباتن فرانچغن ايكونومي دان ستاتيستيك  
 DEPARTMENT OF ECONOMIC PLANNING AND STATISTICS  
 MINISTRY OF FINANCE AND ECONOMY  
 BRUNEI DARUSSALAM

# INTERNATIONAL MERCHANDISE TRADE STATISTICS

## DECEMBER 2024

BND Million

