

# INTERNATIONAL MERCHANDISE TRADE STATISTICS, FEBRUARY 2023

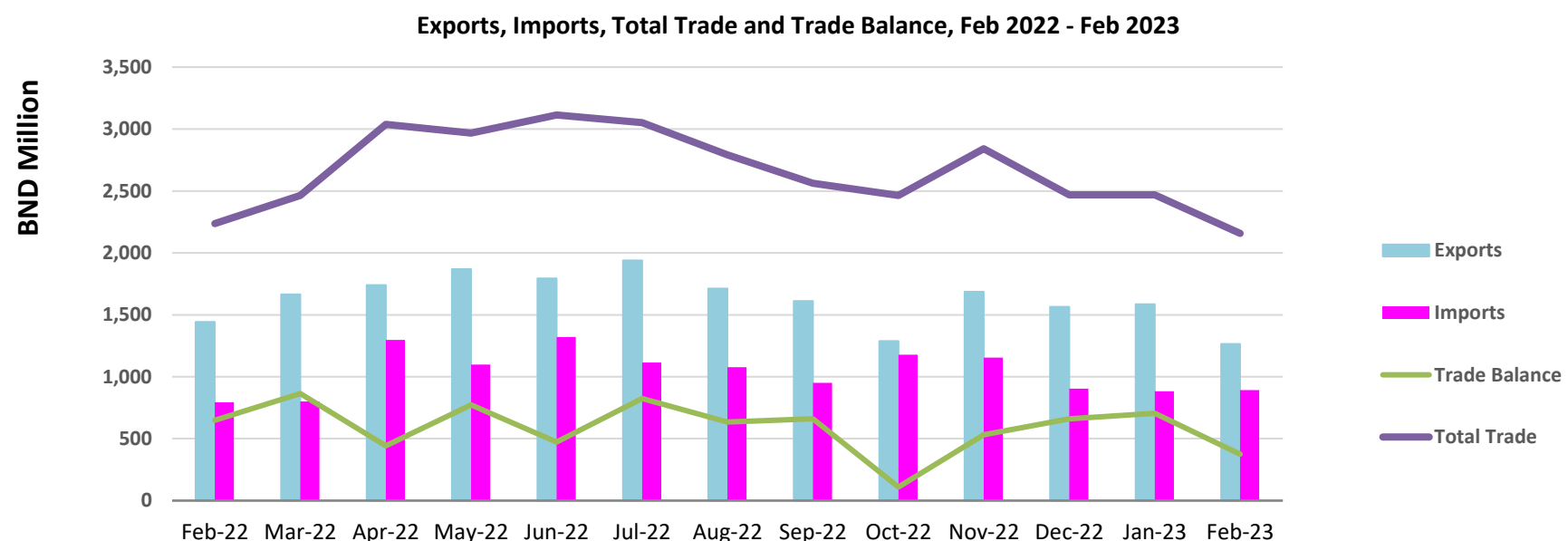
BND Million	Feb, 2022	Jan, 2022	Feb, 2023 <sup>P</sup>
<b>Total Trade</b>	<b>2,237.4</b>	<b>2,469.0</b>	<b>2,157.4</b>
<b>Exports</b>	<b>1,442.5</b>	<b>1,586.6</b>	<b>1,265.8</b>
<b>Imports</b>	<b>794.9</b>	<b>882.4</b>	<b>891.6</b>
<b>Trade Balance</b>	<b>647.6</b>	<b>704.2</b>	<b>374.2</b>

## Exports and Imports by Commodity Sections, February 2023

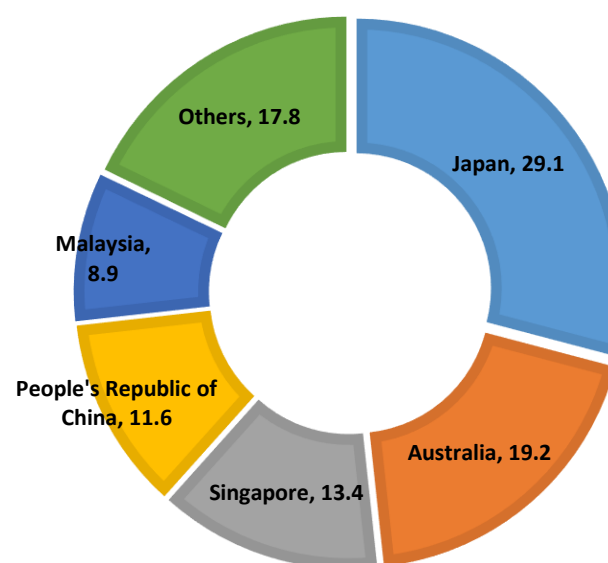
Section	Value (BND Million)	
	Exports	Imports
Food	1.4	56.4
Beverages and Tobacco	0.0	7.2
Crude Materials Inedible	1.7	1.7
Mineral Fuels	992.3	628.7
Animal and Vegetable Oils and Fats	0.0	1.9
Chemicals	242.6	37.6
Manufactured Goods	11.2	34.4
Machinery and Transport Equipment	12.8	92.8
Miscellaneous Manufactured Articles	2.5	30.0
Miscellaneous Transactions	1.4	0.9
<b>Total</b>	<b>1,265.8</b>	<b>891.6</b>

## Main Domestic Exports

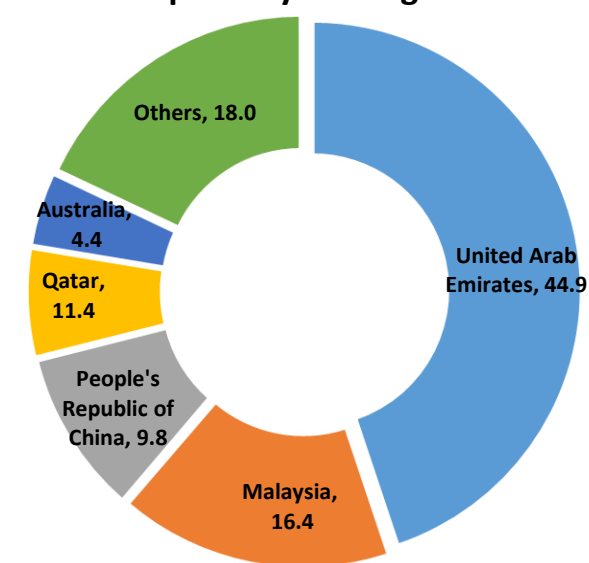
	Month & Year			Feb-23 <sup>P</sup>	
	Feb-22	Jan-23	Feb-23 <sup>P</sup>	Feb-22 (y-o-y)	Jan-23 (m-o-m)
Exports	1,442.5	1,586.6	1,265.8	-12.2	-20.2
Of which					
<b>Main Domestic Exports</b>	<b>1,394.9</b>	<b>1,523.9</b>	<b>1,197.2</b>	<b>-14.2</b>	<b>-21.4</b>
<b>Mineral Fuels</b>	<b>1,122.0</b>	<b>1,181.6</b>	<b>992.2</b>	<b>-11.6</b>	<b>-16.0</b>
Crude Oil:					
Value (BND Million)	257.1	172.1	140.2	-45.5	-18.5
Volume (kkbl/day)	67.46	47.23	53.94	-20.0	14.2
Price (USD/bbl)	101.0	88.5	86.8	-14.0	-1.9
Liquefied Natural Gas:					
Value (BND Million)	311.8	484.4	399.8	28.2	-17.5
Volume (MMBtu/day)	700,950	853,985	722,585	3.1	-15.4
Price (USD/MMBtu)	11.8	13.8	14.8	25.4	7.2
Other Petroleum Products:					
Value (BND Million)	491.6	478.4	400.8	-18.5	-16.2
Other Gas Products:					
Value (BND Million)	61.5	46.7	51.4	-25.2	10.1
<b>Chemicals</b>	<b>272.9</b>	<b>342.3</b>	<b>205.0</b>	<b>-24.9</b>	<b>-40.1</b>
Methanol:					
Value (BND Million)	27.3	27.2	14.5	-46.9	-46.7
Chemical and Related Product:					
Value (BND Million)	245.6	315.1	190.5	-22.4	-39.5



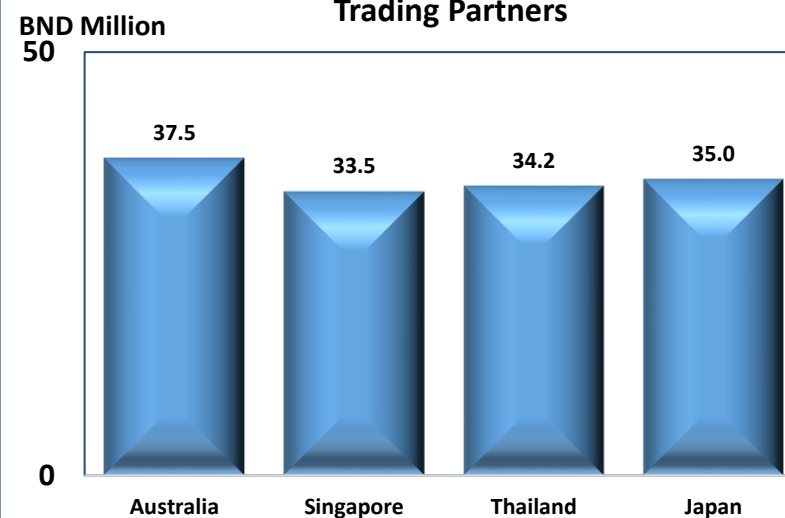
## Share of Exports by Trading Partners



## Share of Imports by Trading Partners



## Exports of Crude Oil by Trading Partners



## Exports of Liquefied Natural Gas by Trading Partners

