



SIARAN MEDIA

MEDIA RELEASE

PERANGKAAAN PERDAGANGAN BARANGAN

ANTARABANGSA

INTERNATIONAL MERCHANDISE TRADE STATISTICS (IMTS)

JUN

JUNE

2023



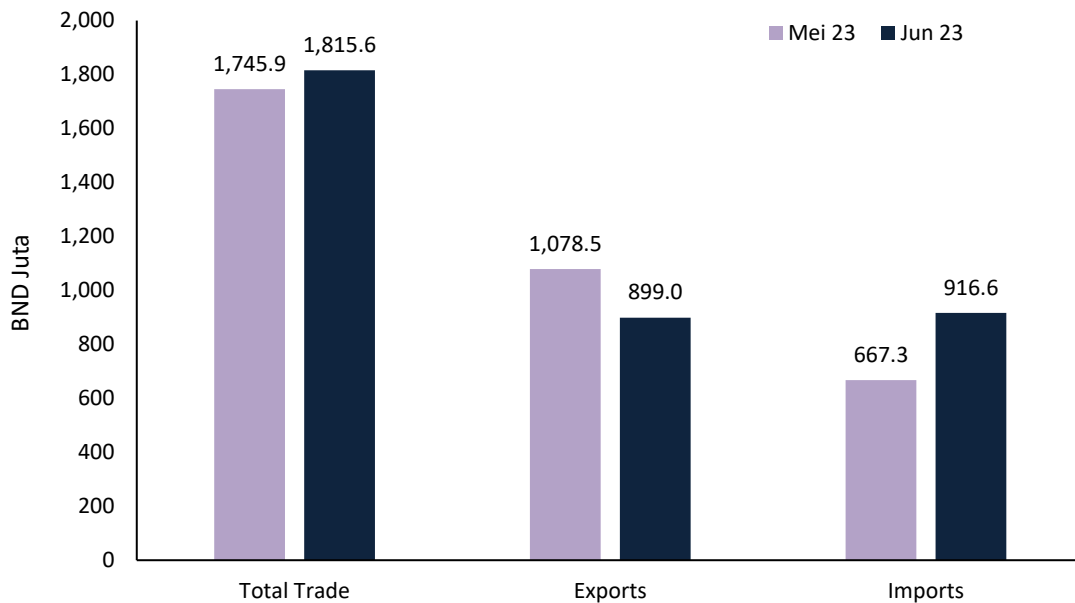
**SIARAN MEDIA
JABATAN PERANCANGAN EKONOMI DAN STATISTIK
KEMENTERIAN KEWANGAN DAN EKONOMI**

**PERANGKAAAN PERDAGANGAN BARANGAN
ANTARABANGSA JUN 2023**

**JUMLAH PERDAGANGAN PADA JUN 2023
MENCATATKAN PENINGKATAN 4.0 PERATUS**

1. Jumlah perdagangan meningkat sebanyak 4.0 peratus pada bulan Jun 2023 berbanding bulan Mei 2023. Peningkatan ini adalah disebabkan oleh peningkatan jumlah import sebanyak 37.4 peratus. Manakala, jumlah eksport menurun sebanyak 16.6 peratus.

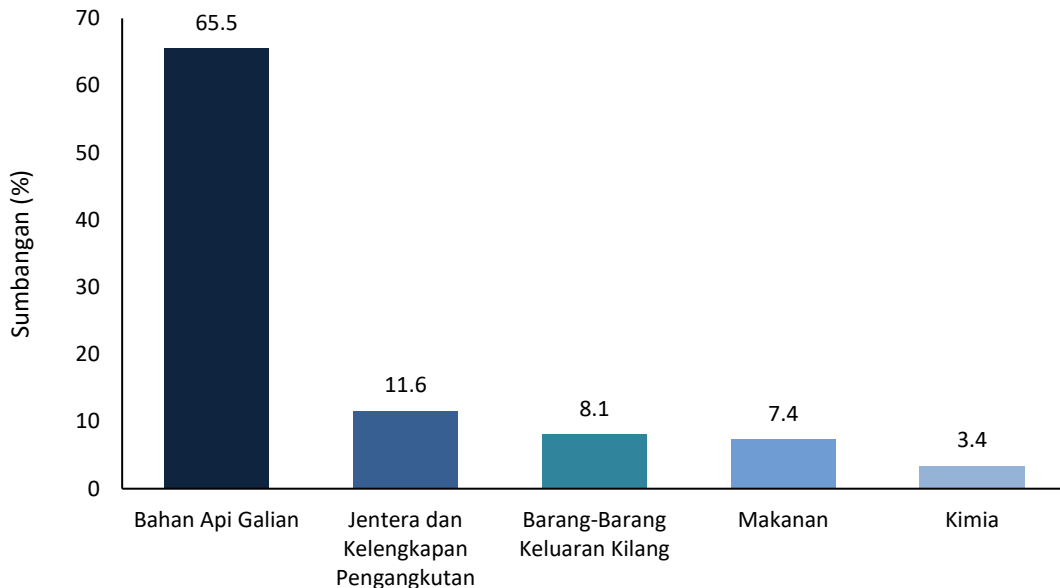
Prestasi Perdagangan Bulan-ke-Bulan bagi Negara Brunei Darussalam



2. Eksport pada bulan Jun 2023 bernilai BND899.0 juta, dimana Bahan Api Galian merupakan penyumbang utama eksport Negara Brunei Darussalam iaitu sebanyak 71.8 peratus; khususnya lain-lain Produk Petroleum, diikuti dengan Bahan Kimia (24.9 peratus), dan Jentera dan Kelengkapan Pengangkutan (1.5 peratus).

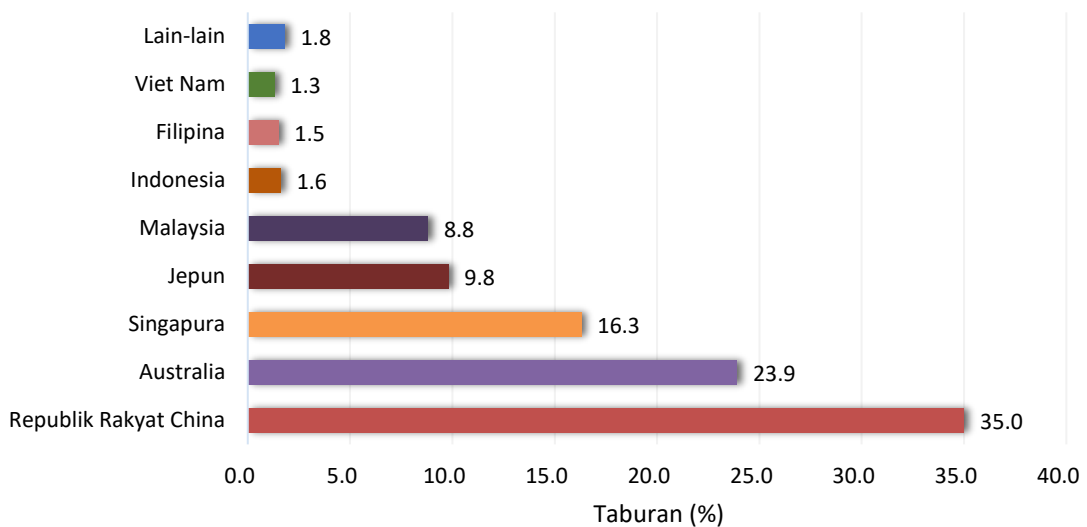
3. Lima komoditi import utama pada bulan Jun 2023 adalah Bahan Api Galian (65.5 peratus), diikuti oleh Jentera dan Kelengkapan Pengangkutan (11.6 peratus), Barang-Barang Keluaran Kilang (8.1 peratus), Makanan (7.4 peratus), dan Bahan Kimia (3.4 peratus).

Lima Komoditi Import Utama



4. Pasaran eksport utama pada bulan Jun 2023 adalah Republik Rakyat China (35.0 peratus), diikuti oleh Australia (23.9 peratus) dan Singapura (16.3 peratus). Komoditi eksport terbesar ke negara-negara tersebut adalah Bahan Kimia dan Bahan Api Galian.

Peratus Taburan Eksport Mengikut Rakan Dagangan



5. Sumbangan terbesar rakan dagangan import adalah dari Malaysia (22.3 peratus), diikuti oleh Australia (14.7 peratus) dan Kazakhstan (12.1 peratus), dengan Bahan Api Galian sebagai komoditi import terbesar.
6. Sebanyak 60.1 peratus import adalah digunakan sebagai Barangan Perantaraan bagi pemprosesan, diikuti oleh Barangan Modal (35.3 peratus) bagi operasi perniagaan dan Barangan Penggunaan (4.6 peratus) bagi kegunaan isi rumah.
7. Sebanyak 94.9 peratus jumlah perdagangan dihantar melalui pengangkutan laut. Ini diikuti oleh pengangkutan udara (3.5 peratus) dan melalui darat (1.6 peratus).
8. Bagi tempoh Januari hingga Jun 2023, jumlah perdagangan adalah sebanyak BND11,104.9 juta yang terdiri daripada eksport bernilai BND6,629.2 juta dan import berjumlah BND4,475.7 juta, yang mana mencatatkan jumlah perdagangan yang berlebihan sebanyak BND2,153.5 juta.
9. Laporan Perangkaan Perdagangan Barangan Antarabangsa bagi bulan Jun 2023 boleh didapati melalui laman sesawang JPES di <https://deps.mofe.gov.bn>.



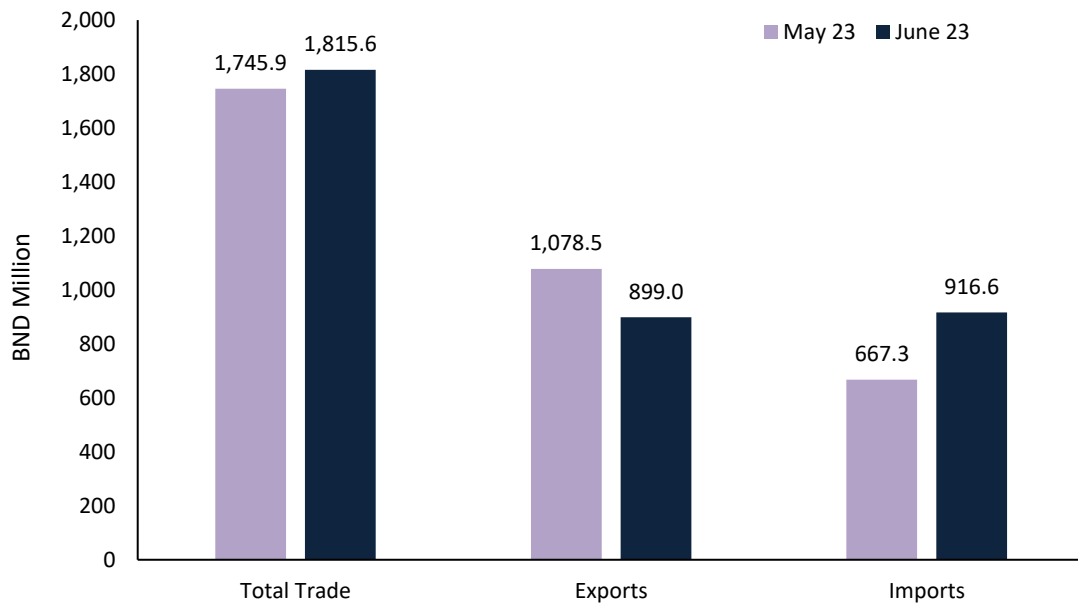
MEDIA RELEASE
DEPARTMENT OF ECONOMIC PLANNING AND STATISTICS
MINISTRY OF FINANCE AND ECONOMY

INTERNATIONAL MERCHANDISE TRADE STATISTICS (IMTS)
JUNE 2023

TOTAL TRADE IN JUNE 2023
RECORDED A RISE OF 4.0 PER CENT

1. *Total trade rose by 4.0 per cent in June 2023 compared to May 2023. This increase was due to the rise in imports value by 37.4 per cent. However, exports value fell by 16.6 per cent*

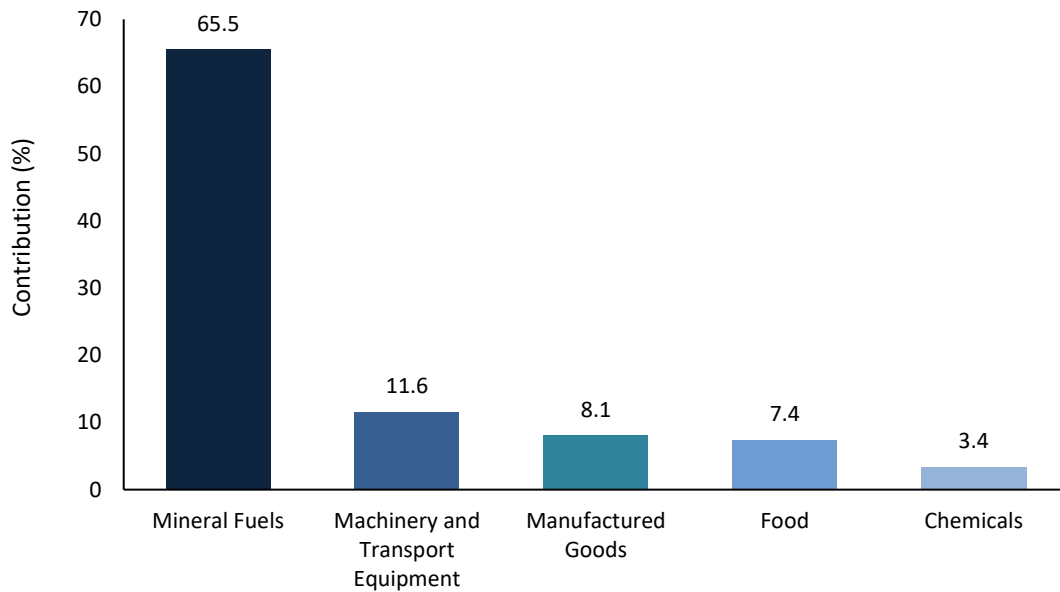
Brunei Darussalam's Month-on-Month Trade Performance



2. *In June 2023, exports was valued at BND899.0 million, where Mineral Fuels represented the major contributor to Brunei Darussalam's exports at 71.8 per cent; particularly Other Petroleum Products, followed by Chemicals (24.9 per cent), and Machinery and Transport Equipment (1.5 per cent).*

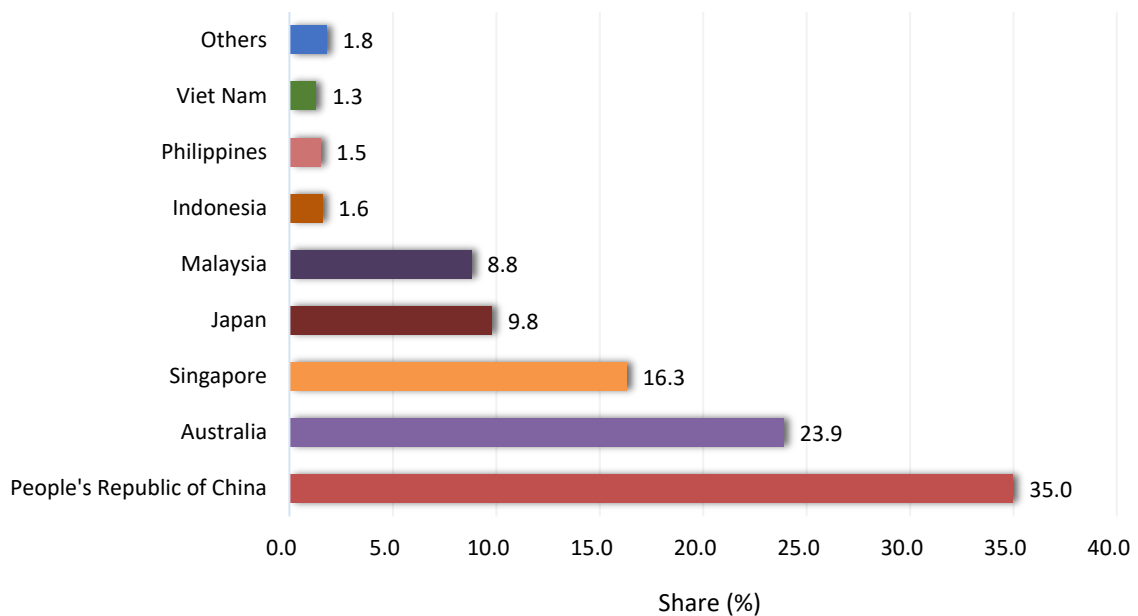
3. The five main imports by commodity for June 2023 were Mineral Fuels (65.5 per cent), followed by Machinery and Transport Equipment (11.6 per cent), Manufactured Goods (8.1 per cent), Food (7.4 per cent), and Chemicals (3.4 per cent).

Five Main Imports by Commodity



4. The main export markets in June 2023 were People's Republic of China (35.0 per cent), followed by Australia (23.9 per cent), and Singapore (16.3 per cent). The largest export commodities to these countries were Chemicals and Mineral Fuels.

Share of Exports by Trading Partner



5. *The biggest import partners were Malaysia (22.3 per cent), followed by Australia (14.7 per cent) and Kazakhstan (12.1 per cent), with Mineral Fuels as the largest import commodity.*
6. *60.1 per cent of imports were used as Intermediate Goods for processing, followed by Capital Goods (35.3 per cent) for business operations and Consumption Goods (4.6 per cent) for household use.*
7. *94.9 per cent of trade by value was delivered through sea transport. This was followed by air transport (3.5 per cent) and via land (1.6 per cent).*
8. *During the period January to June 2023, total trade was BND11,104.9 million, comprising exports valued at BND6,629.2 million and imports amounting to BND4,475.7 million, resulting in trade surplus of BND2,153.5 million.*
9. *The International Merchandise Trade Statistics report for June 2023 can be accessed through the DEPS's website at <https://deps.mofe.gov.bn>*