



SIARAN MEDIA

MEDIA RELEASE

PERANGKAAAN PERDAGANGAN BARANGAN

ANTARABANGSA

INTERNATIONAL MERCHANDISE TRADE STATISTICS (IMTS)

DISEMBER

DECEMBER

2023




SIARAN MEDIA
JABATAN PERANCANGAN EKONOMI DAN STATISTIK
KEMENTERIAN KEWANGAN DAN EKONOMI

PERANGKAAAN PERDAGANGAN BARANGAN
ANTARABANGSA DISEMBER 2023

JUMLAH IMBANGAN PERDAGANGAN PADA DISEMBER 2023
MENCATATKAN BND915.7 JUTA

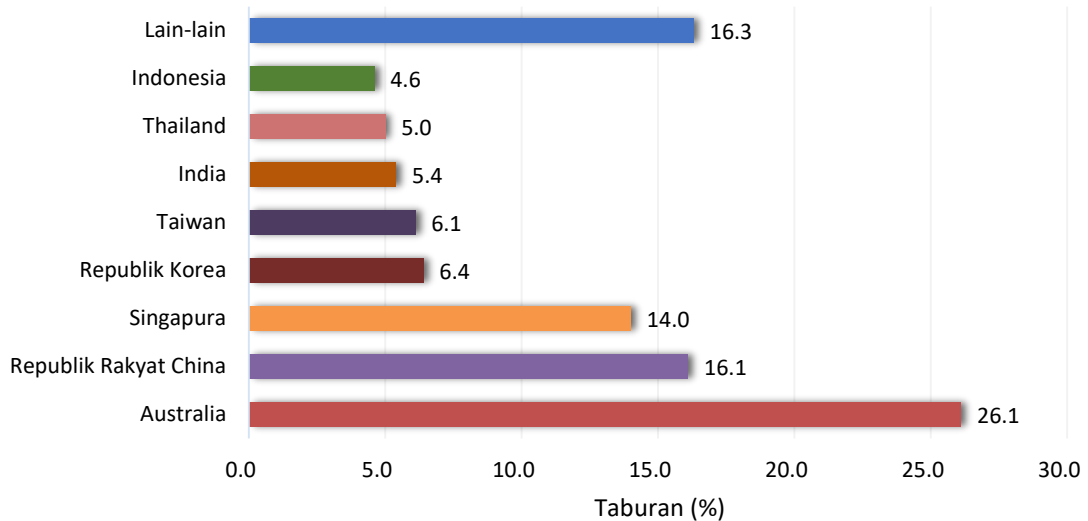
1. Imbangan perdagangan bagi bulan Disember 2023 telah mencatatkan lebih sebanyak BND915.7 juta. Jumlah Perdagangan pada bulan Disember 2023 mencatatkan sebanyak BND2,130.7 juta, berbanding BND2,292.3 juta pada bulan November 2023. Ini adalah disumbangkan oleh nilai eksport sebanyak BND1,523.2 juta dan nilai import sebanyak BND607.5 juta.
2. Eksport pada bulan Disember 2023 bernilai BND1,523.2 juta, yang mana Bahan Api Galian merupakan penyumbang utama eksport Negara Brunei Darussalam iaitu sebanyak 81.9 peratus, diikuti oleh Bahan Kimia (17.1 peratus), dan Jentera dan Kelengkapan Pengangkutan (0.5 peratus).

Eksport Utama Mengikut Komoditi




3. Pasaran eksport utama pada bulan Disember 2023 adalah Australia (26.1 peratus), diikuti oleh Republik Rakyat China (16.1 peratus) dan Singapura (14.0 peratus). Komoditi eksport terbesar ke negara-negara tersebut adalah Bahan Api Galian dan Bahan Kimia.

Peratus Taburan Eksport Mengikut Rakan Dagangan



4. Manakala, import pada bulan Disember 2023 bernilai BND607.5 juta. Lima komoditi import utama adalah Bahan Api Galian (59.0 peratus), diikuti oleh Jentera dan Kelengkapan Pengangkutan (12.2 peratus), Makanan (9.1 peratus), Barang-Barang Keluaran Kilang (7.0 peratus), dan Bahan-Bahan Kimia (6.3 peratus).

Import Utama Mengikut Komoditi



5. Sumbangan terbesar rakan dagangan import adalah dari Malaysia (47.3 peratus), diikuti oleh Republik Rakyat China (14.2 peratus) dan Australia (12.9 peratus), dengan Bahan Api Galian sebagai komoditi import terbesar.
6. Sebanyak 60.3 peratus import adalah digunakan sebagai Barangan Perantaraan bagi pemprosesan, diikuti oleh Barangan Modal (35.4 peratus) bagi operasi perniagaan dan Barangan Penggunaan (4.3 peratus) bagi kegunaan isi rumah.
7. Sebanyak 95.6 peratus jumlah perdagangan dihantar melalui pengangkutan laut, dimana 3.1 peratus oleh pengangkutan udara dan 1.3 peratus melalui darat.
8. Bagi keseluruhan tahun 2023, nilai jumlah perdagangan adalah sebanyak BND25,149.3 juta, berbanding BND32,287.9 juta pada tahun 2022. Sementara itu, imbalan perdagangan bagi tahun 2023 pula adalah sebanyak BND5,044.9 juta berbanding BND6,959.3 juta pada tahun 2022.
9. Laporan Perangkaan Perdagangan Barangan Antarabangsa bagi bulan Disember 2023 boleh didapati melalui laman sesawang JPES di <https://deps.mofe.gov.bn>.



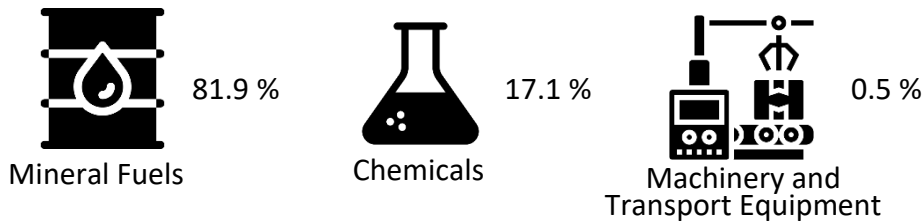
MEDIA RELEASE
DEPARTMENT OF ECONOMIC PLANNING AND STATISTICS
MINISTRY OF FINANCE AND ECONOMY

INTERNATIONAL MERCHANDISE TRADE STATISTICS (IMTS)
DECEMBER 2023

TRADE BALANCE IN DECEMBER 2023
WAS RECORDED AT BND915.7 MILLION

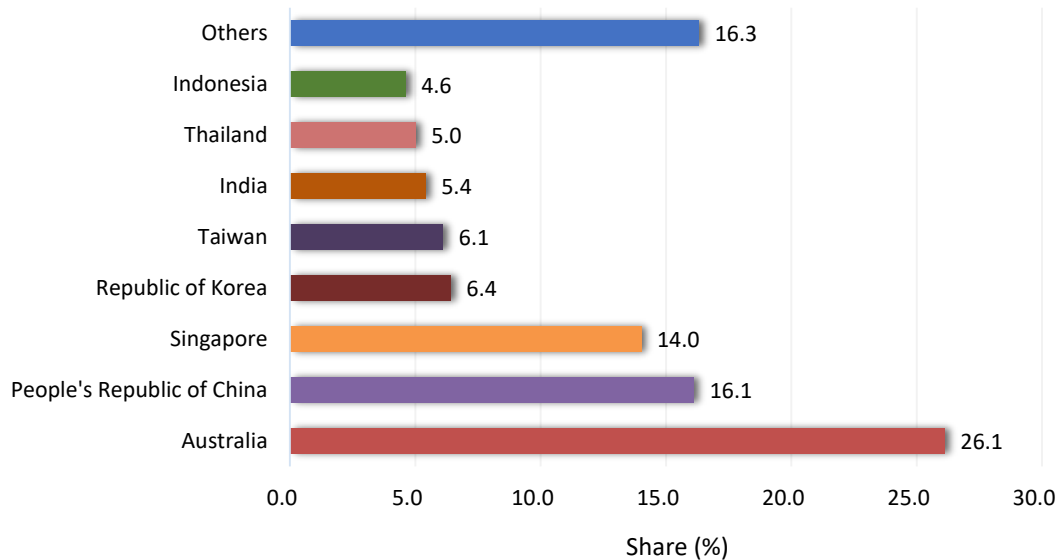
1. *The trade balance for December 2023 has recorded a surplus of BND915.7 million. Total trade in December 2023 was BND2,130.7 million, compared to BND2,292.3 million in November 2023. This was contributed by exports valued at BND1,523.2 million and imports valued at BND607.5 million.*
2. *Exports in December 2023 were valued at BND1,523.2 million, with Mineral Fuels representing the major contributor to Brunei Darussalam's exports at 81.9 per cent followed by Chemicals (17.1 per cent), and Machinery and Transport Equipment (0.5 per cent).*

Main Exports by Commodity



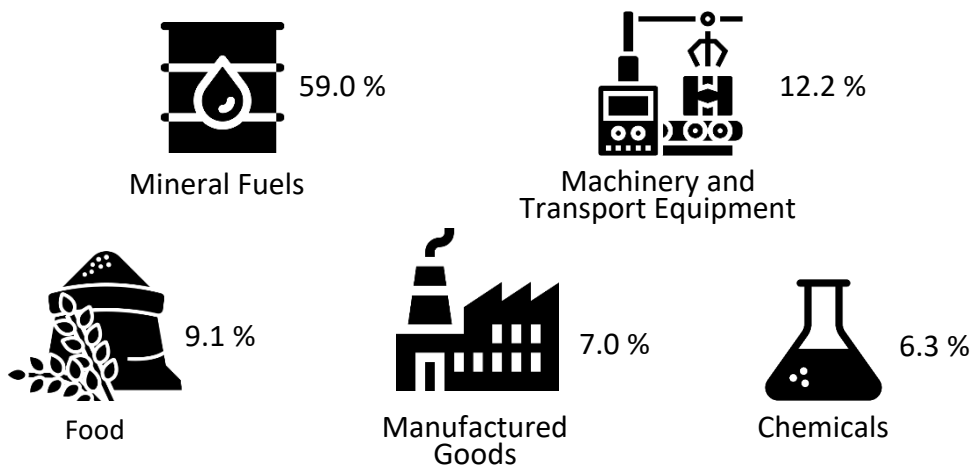
3. The main export markets in December 2023 were Australia (26.1 per cent), followed by People's Republic of China (16.1 per cent), and Singapore (14.0 per cent). The largest export commodities to these countries were Mineral Fuels and Chemicals.

Share of Exports by Trading Partner



4. Meanwhile, imports in December 2023 were valued at BND607.5 million. The five main imports by commodity were Mineral Fuels (59.0 per cent), followed by Machinery and Transport Equipment (12.2 per cent), Food (9.1 per cent), Manufactured Goods (7.0 per cent), and Chemicals (6.3 per cent).

Main Imports by Commodity



5. *The biggest import partners were Malaysia (47.3 per cent), followed by People's Republic of China (14.2 per cent) and Australia (12.9 per cent), with Mineral Fuels as the largest import commodity.*
6. *60.3 per cent of imports were used as Intermediate Goods for processing, followed by Capital Goods (35.4 per cent) for business operations, and Consumption Goods (4.3 per cent) for household use.*
7. *95.6 per cent of trade by value was delivered through sea transport, where else 3.1 per cent by air transport and 1.3 per cent by land.*
8. *For the whole year 2023, the total trade was valued at BND25,149.3 million, compared to BND32,287.9 million in 2022. Meanwhile, trade balance for the year 2023 has valued at BND5,044.9 million, compared to BND6,959.3 million in 2022.*
9. *The International Merchandise Trade Statistics report for December 2023 can be accessed through the DEPS's website at <https://deps.mofe.gov.bn>*