



SIARAN MEDIA

MEDIA RELEASE

PERANGKAAAN PERDAGANGAN BARANGAN

ANTARABANGSA

INTERNATIONAL MERCHANDISE TRADE STATISTICS (IMTS)

NOVEMBER

NOVEMBER

2023




SIARAN MEDIA
JABATAN PERANCANGAN EKONOMI DAN STATISTIK
KEMENTERIAN KEWANGAN DAN EKONOMI

PERANGKAAAN PERDAGANGAN BARANGAN
ANTARABANGSA NOVEMBER 2023

JUMLAH IMBANGAN PERDAGANGAN PADA NOVEMBER 2023
MENCATATKAN BND406.9 JUTA

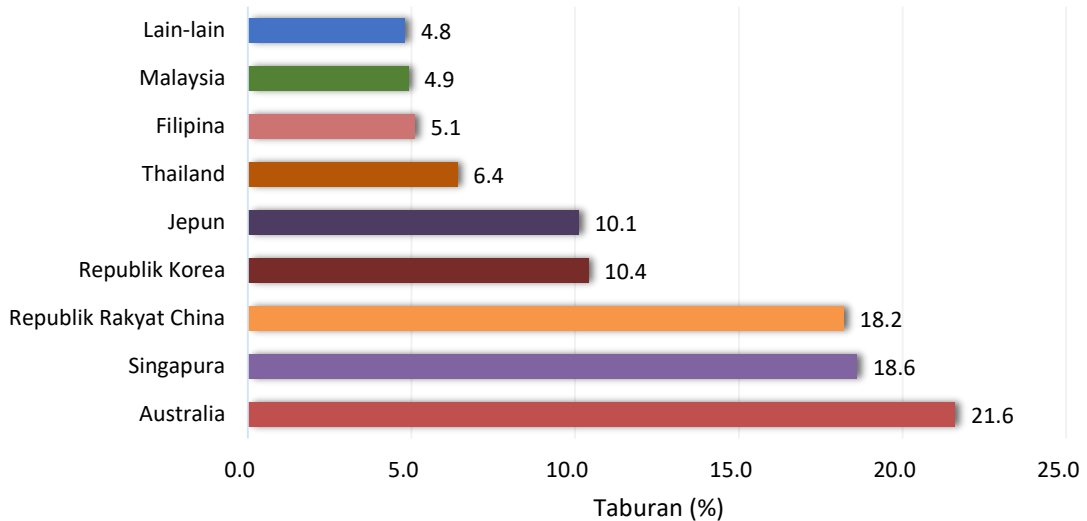
1. Imbangan perdagangan bagi bulan November 2023 telah mencatatkan sebanyak BND406.9 juta. Jumlah Perdagangan pada bulan November 2023 mencatatkan sebanyak BND2,292.3 juta berbanding BND3,007.2 juta pada bulan Oktober 2023. Ini adalah disumbangkan oleh nilai eksport sebanyak BND1,349.6 juta dan nilai import sebanyak BND942.7 juta.
2. Eksport pada bulan November 2023 bernilai BND1,349.6 juta yang mana Bahan Api Galian merupakan penyumbang utama eksport Negara Brunei Darussalam iaitu sebanyak 76.4 peratus, diikuti oleh Bahan Kimia (21.5 peratus), dan Jentera dan Kelengkapan Pengangkutan (1.1 peratus).

Eksport Utama Mengikut Komiditi



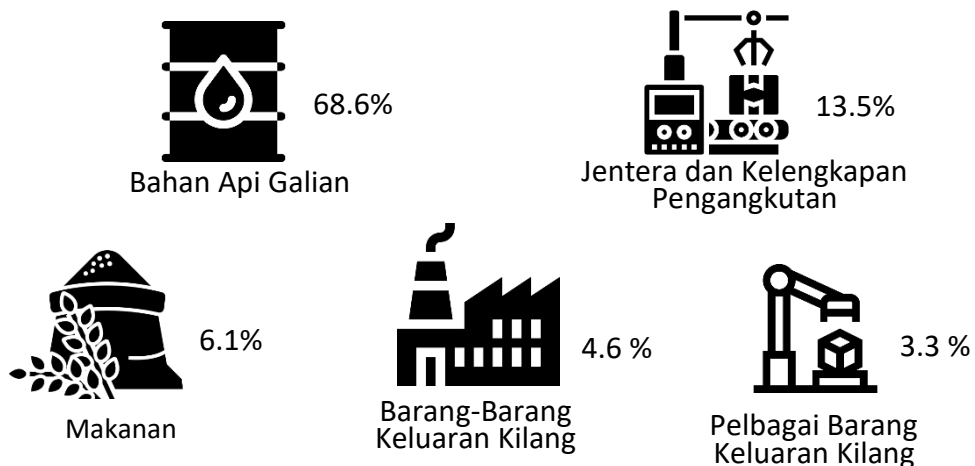
3. Pasaran eksport utama pada bulan November 2023 adalah Australia (21.6 peratus), diikuti oleh Singapura (18.6 peratus) dan Republik Rakyat China (18.2 peratus). Komoditi eksport terbesar ke negara-negara tersebut adalah Bahan Api Galian dan Bahan Kimia.

Peratus Taburan Eksport Mengikut Rakan Dagangan



4. Manakala, import pada bulan November 2023 bernilai BND942.7 juta. Lima komoditi import utama adalah Bahan Api Galian (68.6 peratus), diikuti oleh Jentera dan Kelengkapan Pengangkutan (13.5 peratus), Makanan (6.1 peratus), Barang-Barang Keluaran Kilang (4.6 peratus), dan Pelbagai Barang Keluaran Kilang (3.3 peratus).

Import Utama Mengikut Komoditi



5. Sumbangan terbesar rakan dagangan import adalah dari Malaysia (22.3 peratus), diikuti oleh Kazakhstan (14.0 peratus) dan Qatar (12.5 peratus), dengan Bahan Api Galian sebagai komoditi import terbesar.
6. Sebanyak 60.6 peratus import adalah digunakan sebagai Barangan Perantaraan bagi pemprosesan, diikuti oleh Barangan Modal (36.4 peratus) bagi operasi perniagaan dan Barangan Penggunaan (3.0 peratus) bagi kegunaan isi rumah.
7. Sebanyak 93.7 peratus jumlah perdagangan dihantar melalui pengangkutan laut. Ini diikuti oleh pengangkutan udara (5.0 peratus) dan melalui darat (1.3 peratus).
8. Bagi tempoh Januari hingga November 2023, jumlah perdagangan adalah sebanyak BND23,018.6 juta yang terdiri daripada eksport bernilai BND13,573.9 juta dan import berjumlah BND9,444.7 juta, yang mana mencatatkan imbalan perdagangan sebanyak BND4,129.2 juta.
9. Laporan Perangkaan Perdagangan Barangan Antarabangsa bagi bulan November 2023 boleh didapati melalui laman sesawang JPES di <https://deps.mofe.gov.bn>.



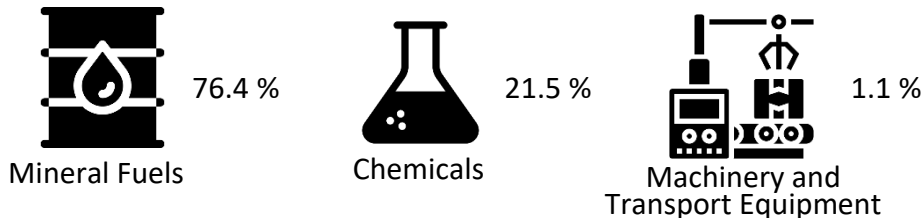
MEDIA RELEASE
DEPARTMENT OF ECONOMIC PLANNING AND STATISTICS
MINISTRY OF FINANCE AND ECONOMY

INTERNATIONAL MERCHANDISE TRADE STATISTICS (IMTS)
NOVEMBER 2023

TRADE BALANCE IN NOVEMBER 2023
RECORDED AT BND406.9 MILLION

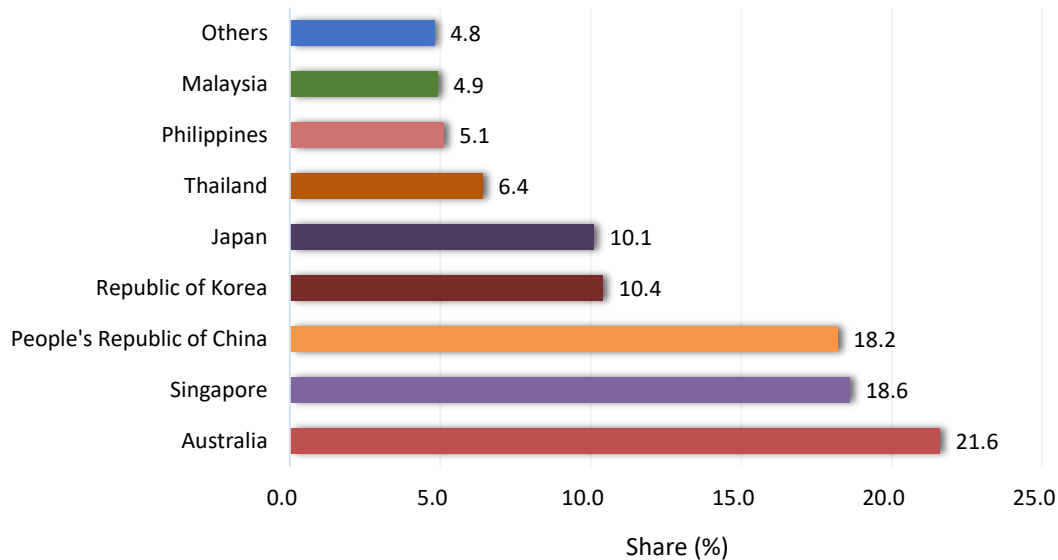
1. Trade balance for November 2023 has recorded a surplus of BND406.9 million. Total trade in November 2023 recorded BND2,292.3 million compared to BND3,007.2 million in October 2023. This was contributed by exports valued at BND1,349.6 million and imports valued at BND942.7 million.
2. Exports in November 2023 was valued at BND1,349.6 million, where Mineral Fuels represented the major contributor to Brunei Darussalam's exports at 76.4 per cent followed by Chemicals (21.5 per cent), and Machinery and Transport Equipment (1.1 per cent).

Main Exports by Commodity



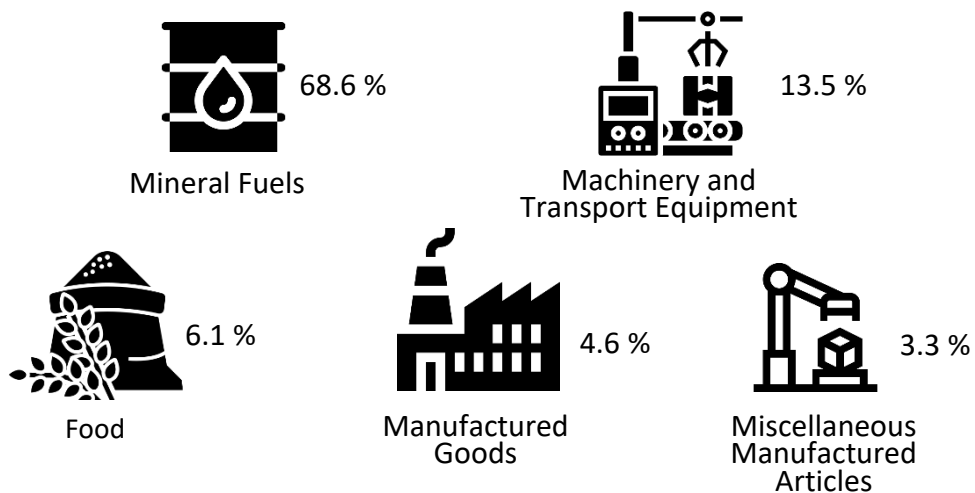
3. The main export markets in November 2023 were Australia (21.6 per cent), followed by Singapore (18.6 per cent), and People's Republic of China (18.2 per cent). The largest export commodities to these countries were Mineral Fuels and Chemicals.

Share of Exports by Trading Partner



4. Meanwhile imports in November 2023 was valued at BND942.7 million. The five main imports by commodity were Mineral Fuels (68.6 per cent), followed by Machinery and Transport Equipment (13.5 per cent), Food (6.1 per cent), Manufactured Goods (4.6 per cent), and Miscellaneous Manufactured Articles (3.3 per cent).

Main Imports by Commodity



5. *The biggest import partners were Malaysia (22.3 per cent), followed by Kazakhstan (14.0 per cent) and Qatar (12.5 per cent), with Mineral Fuels as the largest import commodity.*
6. *60.6 per cent of imports were used as Intermediate Goods for processing, followed by Capital Goods (36.4 per cent) for business operations and Consumption Goods (3.0 per cent) for household use.*
7. *93.7 per cent of trade by value was delivered through sea transport. This was followed by air transport (5.0 per cent) and via land (1.3 per cent).*
8. *During the period January to November 2023, total trade was BND23,018.6 million, comprising exports valued at BND13,573.9 million and imports amounting to BND9,444.7 million, resulting in trade balance of BND4,129.2 million.*
9. *The International Merchandise Trade Statistics report for November 2023 can be accessed through the DEPS's website at <https://deps.mofe.gov.bn>*