



SIARAN MEDIA

MEDIA RELEASE

PERANGKAAN PERDAGANGAN BARANGAN

ANTARABANGSA

INTERNATIONAL MERCHANDISE TRADE STATISTICS (IMTS)

OKTOBER

OCTOBER

2023

Jabatan Perancangan Ekonomi dan Statistik
Kementerian Kewangan dan Ekonomi
Negara Brunei Darussalam

*Department of Economic Planning and Statistics
Ministry of Finance and Economy
Brunei Darussalam*



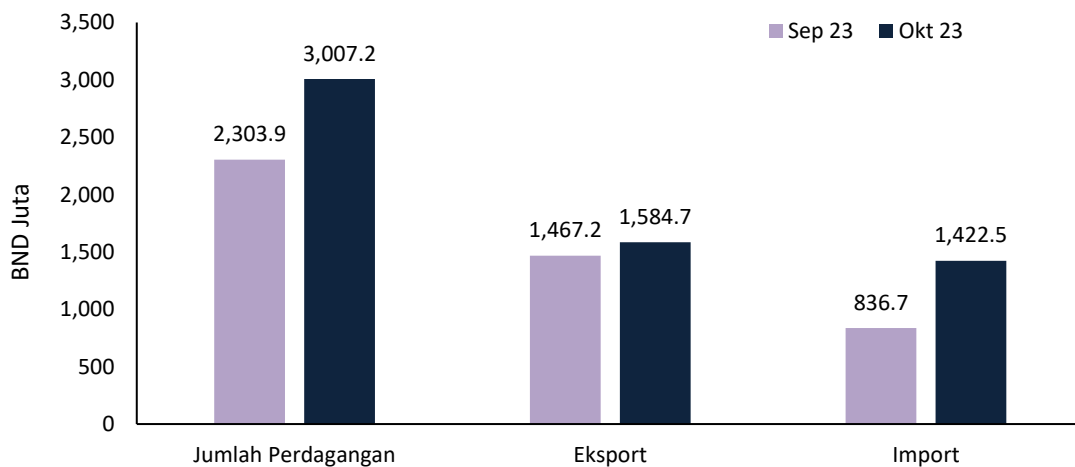
SIARAN MEDIA
JABATAN PERANCANGAN EKONOMI DAN STATISTIK
KEMENTERIAN KEWANGAN DAN EKONOMI

PERANGKAAAN PERDAGANGAN BARANGAN
ANTARABANGSA OKTOBER 2023

JUMLAH PERDAGANGAN PADA OKTOBER 2023
MENCATATKAN PENINGKATAN SEBANYAK 30.5 PERATUS
BULAN-KE-BULAN

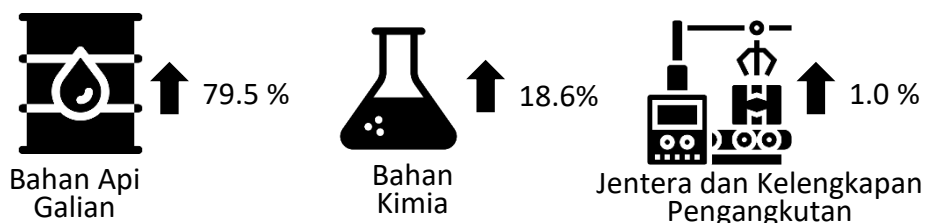
1. Jumlah Perdagangan mencatatkan peningkatan sebanyak 30.5 peratus pada bulan Oktober 2023 berbanding bulan September 2023. Peningkatan ini disebabkan oleh peningkatan kedua-dua nilai eksport dan import sebanyak 8.0 peratus dan 70.0 peratus masing-masing.

Prestasi Perdagangan Bulan-ke-Bulan bagi Negara Brunei Darussalam



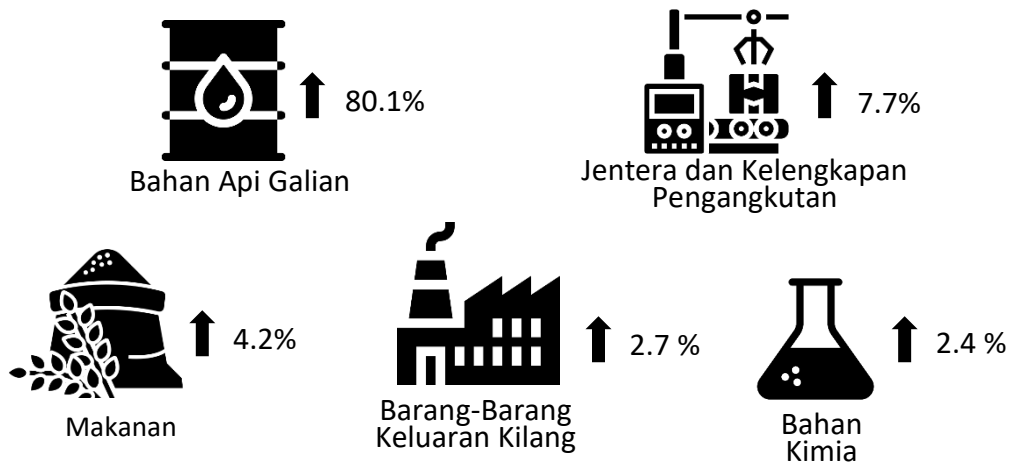
2. Eksport pada bulan Oktober 2023 bernilai BND1,584.7 juta yang mana Bahan Api Galian merupakan penyumbang utama eksport Negara Brunei Darussalam iaitu sebanyak 79.5 peratus, diikuti oleh Bahan Kimia (18.6 peratus), dan Jentera dan Kelengkapan Pengangkutan (1.0 peratus).

Eksport Utama Mengikut Komiditi



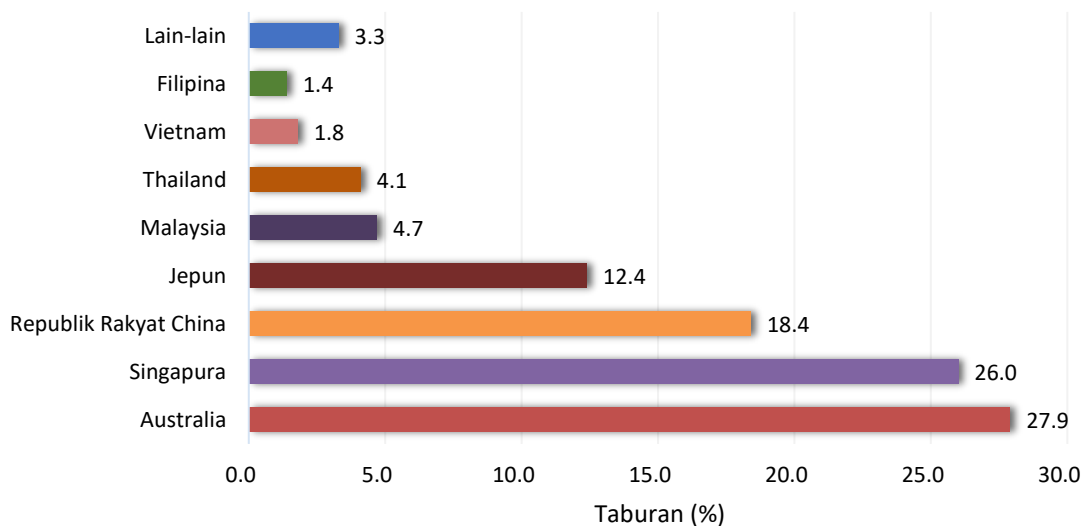
3. Lima komoditi import utama pada bulan Oktober 2023 adalah Bahan Api Galian (80.1 peratus), diikuti oleh Jentera dan Kelengkapan Pengangkutan (7.7 peratus), Makanan (4.2 peratus), Barang-Barang Keluaran Kilang (2.7 peratus), dan Bahan Kimia (2.4 peratus).

Import Utama Mengikut Komoditi



4. Pasaran eksport utama pada bulan Oktober 2023 adalah Australia (27.9 peratus), diikuti oleh Singapura (26.0 peratus) dan Republik Rakyat China (18.4 peratus). Komoditi eksport terbesar ke negara-negara tersebut adalah Bahan Api Galian dan Bahan Kimia.

Peratus Taburan Eksport Mengikut Rakan Dagangan



5. Sumbangan terbesar rakan dagangan import adalah dari Malaysia (32.6 peratus), diikuti oleh Republik Rakyat China (11.2 peratus) dan Australia (9.2 peratus), dengan Bahan Api Galian sebagai komoditi import terbesar.
6. Sebanyak 60.9 peratus import adalah digunakan sebagai Barangan Perantaraan bagi pemprosesan, diikuti oleh Barangan Modal (37.1 peratus) bagi operasi perniagaan dan Barangan Penggunaan (2.0 peratus) bagi kegunaan isi rumah.
7. Sebanyak 95.6 peratus jumlah perdagangan dihantar melalui pengangkutan laut. Ini diikuti oleh pengangkutan udara (3.5 peratus) dan melalui darat (0.9 peratus).
8. Bagi tempoh Januari hingga Oktober 2023, jumlah perdagangan adalah sebanyak BND20,726.3 juta yang terdiri daripada eksport bernilai BND12,224.3 juta dan import berjumlah BND8,502.0 juta, yang mana mencatatkan jumlah perdagangan yang berlebihan sebanyak BND3,722.3 juta.
9. Laporan Perangkaan Perdagangan Barangan Antarabangsa bagi bulan Oktober 2023 boleh didapati melalui laman sesawang JPES di <https://deps.mofe.gov.bn>.



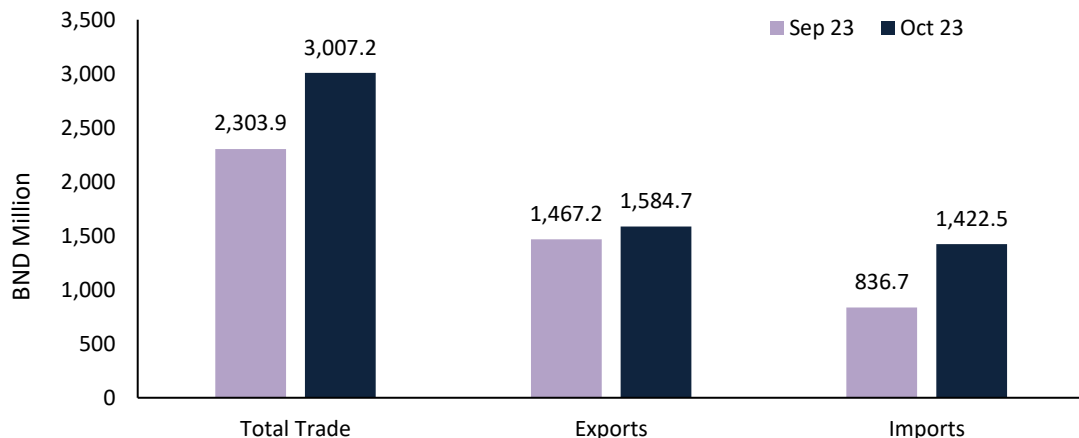
MEDIA RELEASE
DEPARTMENT OF ECONOMIC PLANNING AND STATISTICS
MINISTRY OF FINANCE AND ECONOMY

INTERNATIONAL MERCHANDISE TRADE STATISTICS (IMTS)
OCTOBER 2023

TOTAL TRADE VALUE IN OCTOBER 2023
RECORDED AN INCREASE OF 30.5 PER CENT
MONTH-ON-MONTH

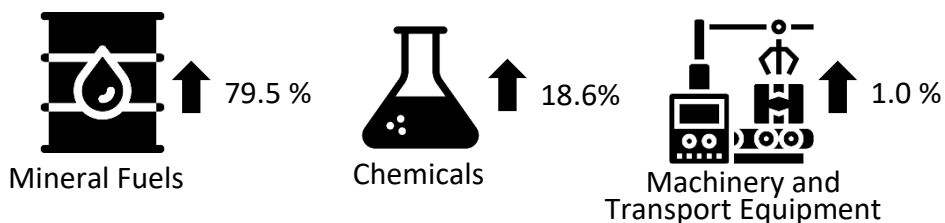
1. Total Trade rose by 30.5 per cent in October 2023 compared to September 2023. This increase was due to the rise in both exports and imports value by 8.0 per cent and 70.0 per cent respectively.

Brunei Darussalam's Month-on-Month Trade Performance



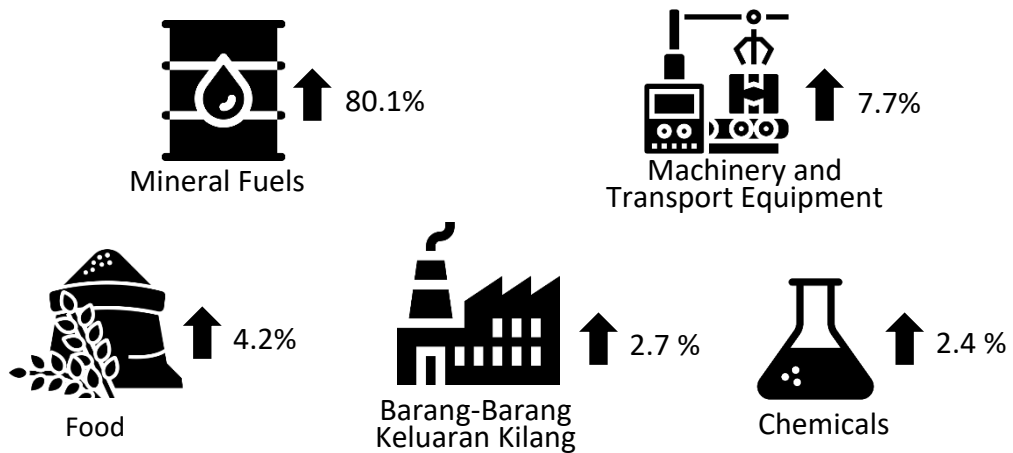
2. Exports in October 2023 was valued at BND1,584.7 million, where Mineral Fuels represented the major contributor to Brunei Darussalam's exports at 79.5 per cent followed by Chemicals (18.6 per cent), and Machinery and Transport Equipment (1.0 per cent).

Main Exports by Commodity



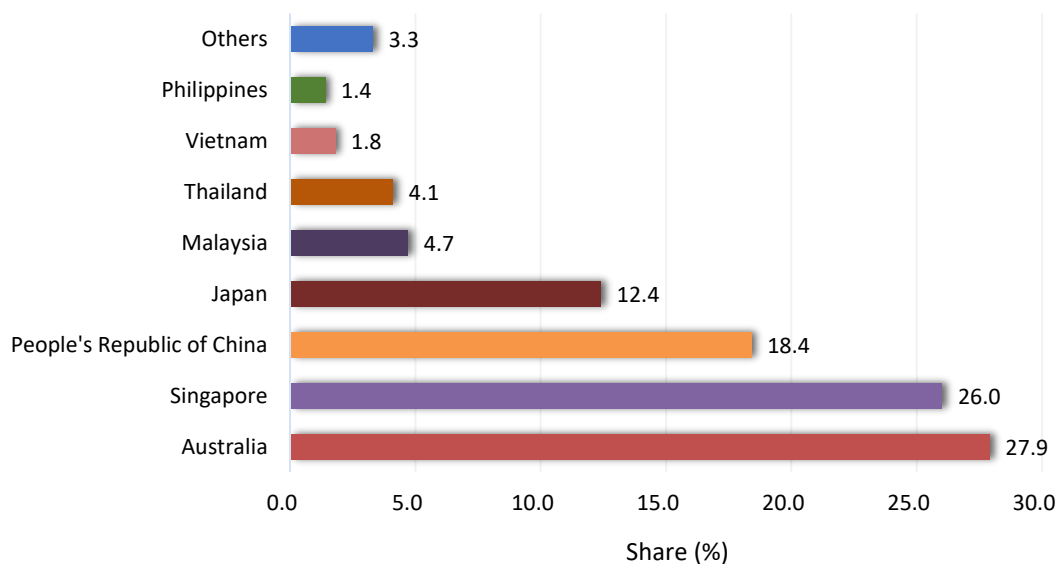
3. The five main imports by commodity for October 2023 were Mineral Fuels (80.1 per cent), followed by Machinery and Transport Equipment (7.7 per cent), Food (4.2 per cent), Manufactured Goods (2.7 per cent), and Chemicals (2.4 per cent).

Main Imports by Commodity



4. The main export markets in October 2023 were Australia (27.9 per cent), followed by Singapore (26.0 per cent), and People's Republic of China (18.4 per cent). The largest export commodities to these countries were Mineral Fuels and Chemicals.

Share of Exports by Trading Partner



5. *The biggest import partners were Malaysia (32.6 per cent), followed by People's Republic of China (11.2 per cent) and Australia (9.2 per cent), with Mineral Fuels as the largest import commodity.*
6. *60.9 per cent of imports were used as Intermediate Goods for processing, followed by Capital Goods (37.1 per cent) for business operations and Consumption Goods (2.0 per cent) for household use.*
7. *95.6 per cent of trade by value was delivered through sea transport. This was followed by air transport (3.5 per cent) and via land (0.9 per cent).*
8. *During the period January to October 2023, total trade was BND20,726.3 million, comprising exports valued at BND12,224.3 million and imports amounting to BND8,502.0 million, resulting in trade surplus of BND3,722.3 million.*
9. *The International Merchandise Trade Statistics report for October 2023 can be accessed through the DEPS's website at <https://deps.mofe.gov.bn>*