



SIARAN MEDIA

MEDIA RELEASE

PERANGKAAAN PERDAGANGAN BARANGAN

ANTARABANGSA

INTERNATIONAL MERCHANDISE TRADE STATISTICS (IMTS)

SEPTEMBER

SEPTEMBER

2023



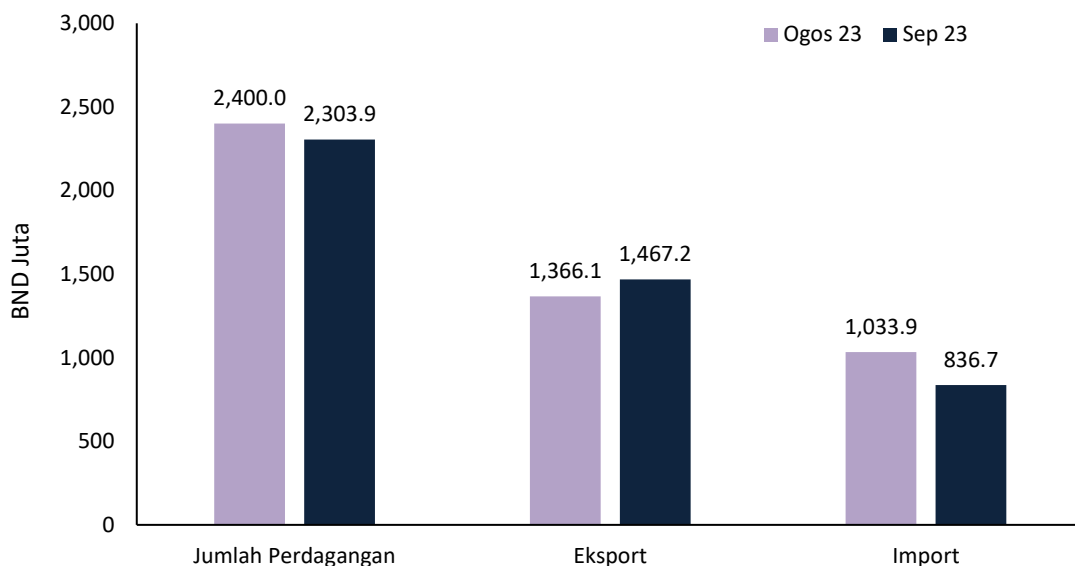
**SIARAN MEDIA
JABATAN PERANCANGAN EKONOMI DAN STATISTIK
KEMENTERIAN KEWANGAN DAN EKONOMI**

**PERANGKAAAN PERDAGANGAN BARANGAN
ANTARABANGSA SEPTEMBER 2023**

**JUMLAH EKSPORT PADA SEPTEMBER 2023
MENCATATKAN PENINGKATAN SEBANYAK 7.4 PERATUS
BULAN-KE-BULAN**

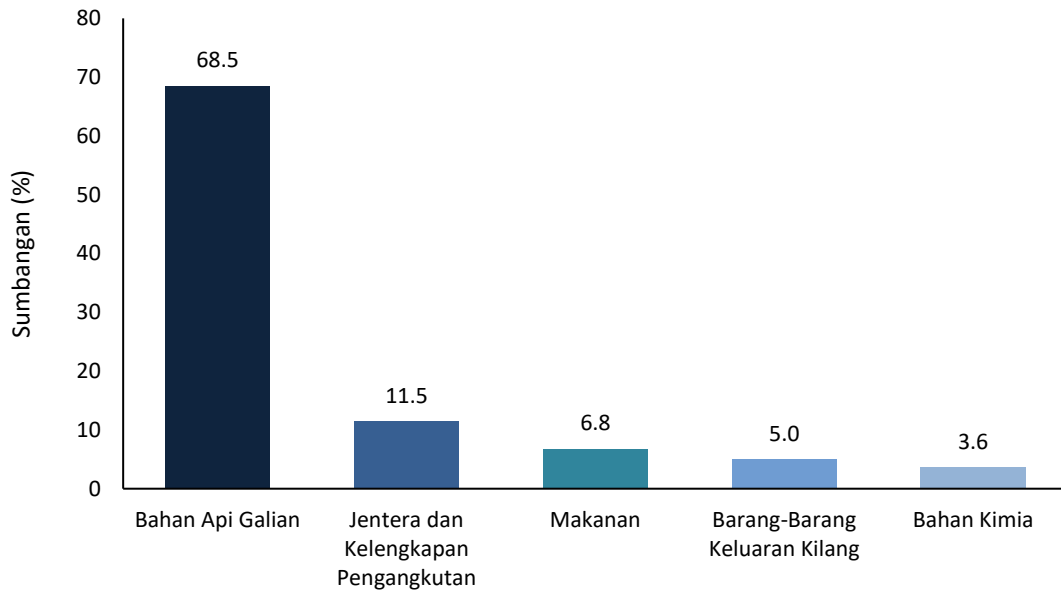
1. Jumlah eksport meningkat sebanyak 7.4 peratus pada bulan September 2023 berbanding bulan Ogos 2023. Peningkatan ini adalah disebabkan oleh peningkatan Bahan Api Galian, terutamanya disebabkan oleh peningkatan jumlah eksport Minyak Mentah dan Produk-Produk Petrokimia.
2. Walau bagaimanapun, jumlah perdagangan mencatatkan penurunan sebanyak 4.0 peratus pada bulan September 2023 berbanding bulan Ogos 2023. Penurunan ini adalah disebabkan oleh penurunan jumlah import sebanyak 19.1 peratus.

Prestasi Perdagangan Bulan-ke-Bulan bagi Negara Brunei Darussalam



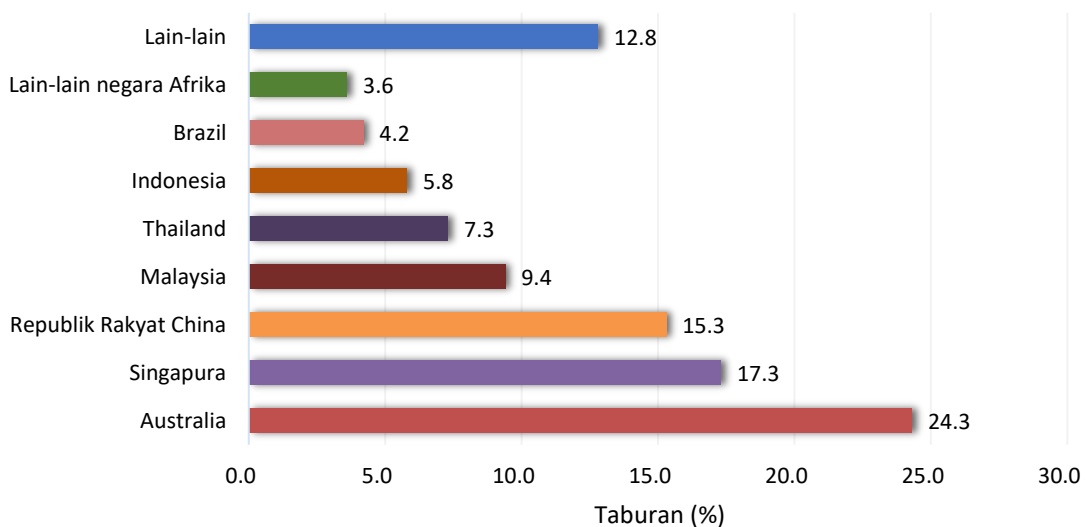
3. Lima komoditi import utama pada bulan September 2023 adalah Bahan Api Galian (68.5 peratus), diikuti oleh Jentera dan Kelengkapan Pengangkutan (11.5 peratus), Makanan (6.8 peratus), Barang-Barang Keluaran Kilang (5.0 peratus), dan Bahan Kimia (3.6 peratus).

Lima Komoditi Import Utama



4. Pasaran eksport utama pada bulan September 2023 adalah Australia (24.3 peratus), diikuti oleh Singapura (17.3 peratus) dan Republik Rakyat China (15.3 peratus). Komoditi eksport terbesar ke negara-negara tersebut adalah Bahan Api Galian dan Bahan Kimia.

Peratus Taburan Eksport Mengikut Rakan Dagangan



5. Sumbangan terbesar rakan dagangan import adalah dari Malaysia (32.3 peratus), diikuti oleh Emiriah Arab Bersatu (21.0 peratus) dan Kazakhstan (15.6 peratus), dengan Bahan Api Galian sebagai komoditi import terbesar.
6. Sebanyak 62.3 peratus import adalah digunakan sebagai Barangan Perantaraan bagi pemprosesan, diikuti oleh Barangan Modal (34.3 peratus) bagi operasi perniagaan dan Barangan Penggunaan (3.4 peratus) bagi kegunaan isi rumah.
7. Sebanyak 95.8 peratus jumlah perdagangan dihantar melalui pengangkutan laut. Ini diikuti oleh pengangkutan udara (3.0 peratus) dan melalui darat (1.2 peratus).
8. Bagi tempoh Januari hingga September 2023, jumlah perdagangan adalah sebanyak BND17,719.1 juta yang terdiri daripada eksport bernilai BND10,639.6 juta dan import berjumlah BND7,079.5 juta, yang mana mencatatkan jumlah perdagangan yang berlebihan sebanyak BND3,560.1 juta.
9. Laporan Perangkaan Perdagangan Barangan Antarabangsa bagi bulan September 2023 boleh didapati melalui laman sesawang JPES di <https://deps.mofe.gov.bn>.



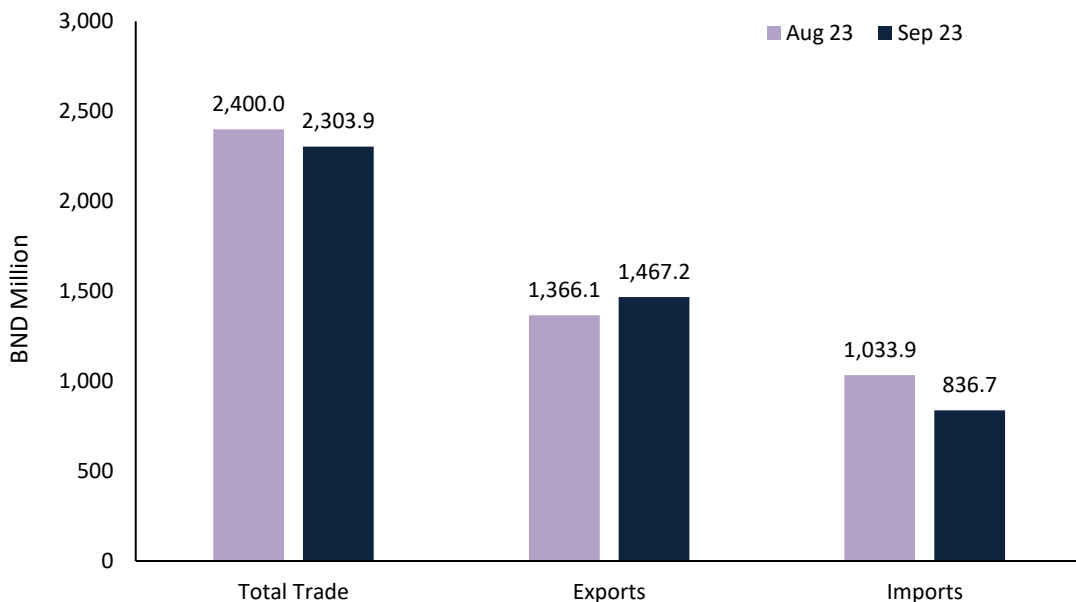
MEDIA RELEASE
DEPARTMENT OF ECONOMIC PLANNING AND STATISTICS
MINISTRY OF FINANCE AND ECONOMY

INTERNATIONAL MERCHANDISE TRADE STATISTICS (IMTS)
SEPTEMBER 2023

EXPORTS VALUE IN SEPTEMBER 2023
RECORDED AN INCREASE OF 7.4 PER CENT
MONTH-ON-MONTH

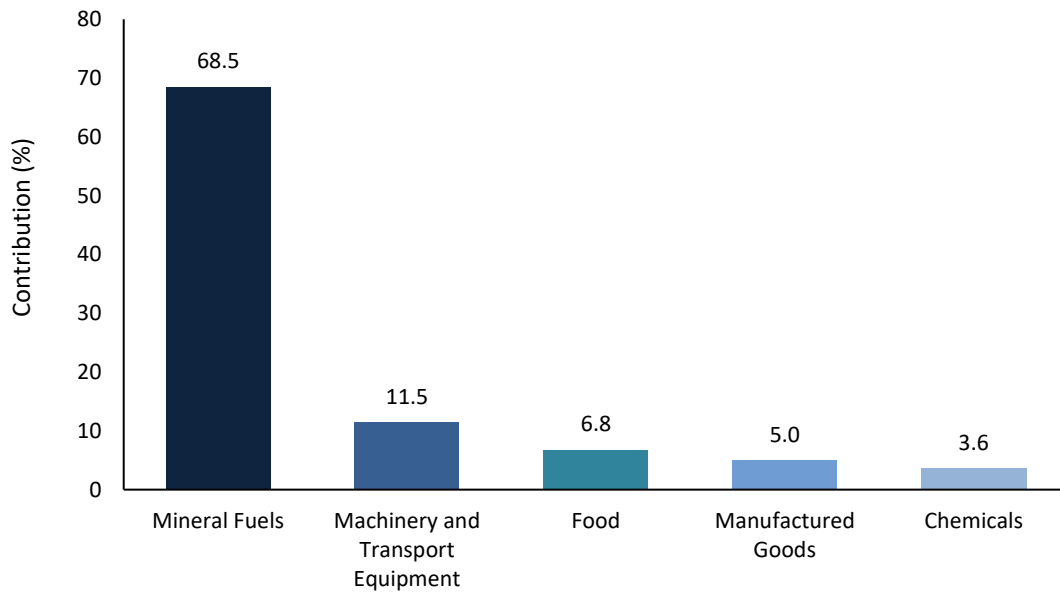
1. Exports value rose by 7.4 per cent in September 2023 compared to August 2023. This increase was due to the rise in Mineral Fuels, mainly contributed by the increase in exports value of Crude Oil and Petrochemical Products.
2. However, total trade fell by 4.0 per cent in September 2023 compared to August 2023. This decrease was due to the fall in imports value by 19.1 per cent.

Brunei Darussalam's Month-on-Month Trade Performance



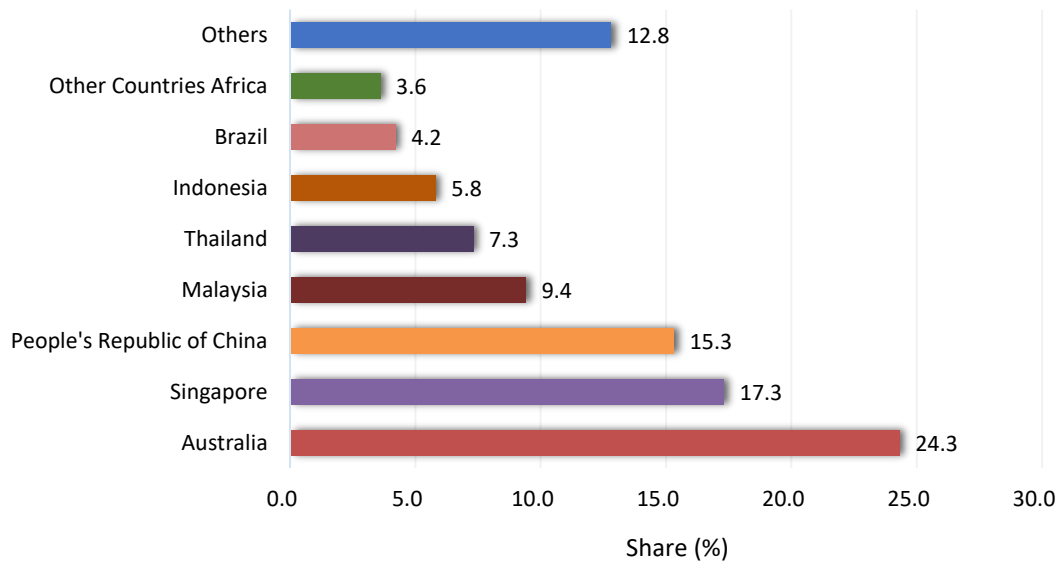
3. The five main imports by commodity for September 2023 were Mineral Fuels (68.5 per cent), followed by Machinery and Transport Equipment (11.5 per cent), Food (6.8 per cent), Manufactured Goods (5.0 per cent), and Chemicals (3.6 per cent).

Five Main Imports by Commodity



4. The main export markets in September 2023 were Australia (24.3 per cent), followed by Singapore (17.3 per cent), and People's Republic of China (15.3 per cent). The largest export commodities to these countries were Mineral Fuels and Chemicals.

Share of Exports by Trading Partner



5. *The biggest import partners were Malaysia (32.3 per cent), followed by United Arab Emirates (21.0 per cent) and Kazakhstan (15.6 per cent), with Mineral Fuels as the largest import commodity.*
6. *62.3 per cent of imports were used as Intermediate Goods for processing, followed by Capital Goods (34.3 per cent) for business operations and Consumption Goods (3.4 per cent) for household use.*
7. *95.8 per cent of trade by value was delivered through sea transport. This was followed by air transport (3.0 per cent) and via land (1.2 per cent).*
8. *During the period January to September 2023, total trade was BND17,719.1 million, comprising exports valued at BND10,639.6 million and imports amounting to BND7,079.5 million, resulting in trade surplus of BND3,560.1 million.*
9. *The International Merchandise Trade Statistics report for September 2023 can be accessed through the DEPS's website at <https://deps.mofe.gov.bn>*