



SIARAN MEDIA

MEDIA RELEASE

PERANGKAAAN PERDAGANGAN BARANGAN

ANTARABANGSA

INTERNATIONAL MERCHANDISE TRADE STATISTICS (IMTS)

OGOS

AUGUST

2023

Jabatan Perancangan Ekonomi dan Statistik
Kementerian Kewangan dan Ekonomi
Negara Brunei Darussalam

*Department of Economic Planning and Statistics
Ministry of Finance and Economy
Brunei Darussalam*



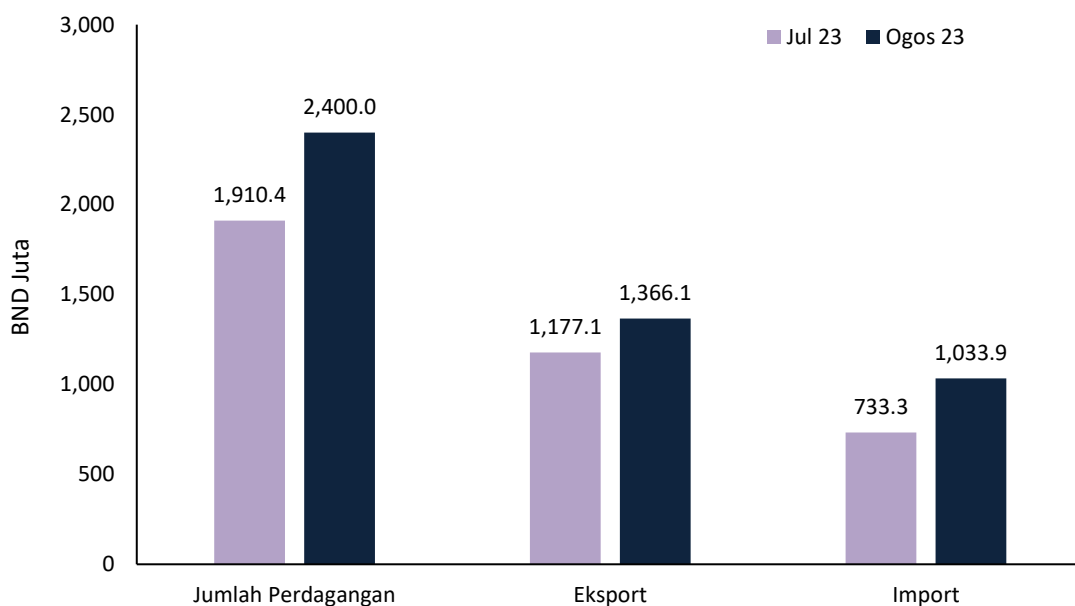
**SIARAN MEDIA
JABATAN PERANCANGAN EKONOMI DAN STATISTIK
KEMENTERIAN KEWANGAN DAN EKONOMI**

**PERANGKAAAN PERDAGANGAN BARANGAN
ANTARABANGSA OGOS 2023**

**JUMLAH PERDAGANGAN PADA OGOS 2023
MENCATATKAN PENINGKATAN SEBANYAK 25.6 PERATUS
BULAN-KE-BULAN**

1. Jumlah perdagangan meningkat sebanyak 25.6 peratus pada bulan Ogos 2023 berbanding bulan Julai 2023. Peningkatan ini adalah disebabkan oleh peningkatan kedua-dua jumlah eksport dan import sebanyak 16.1 peratus dan 41.0 peratus masing-masing.

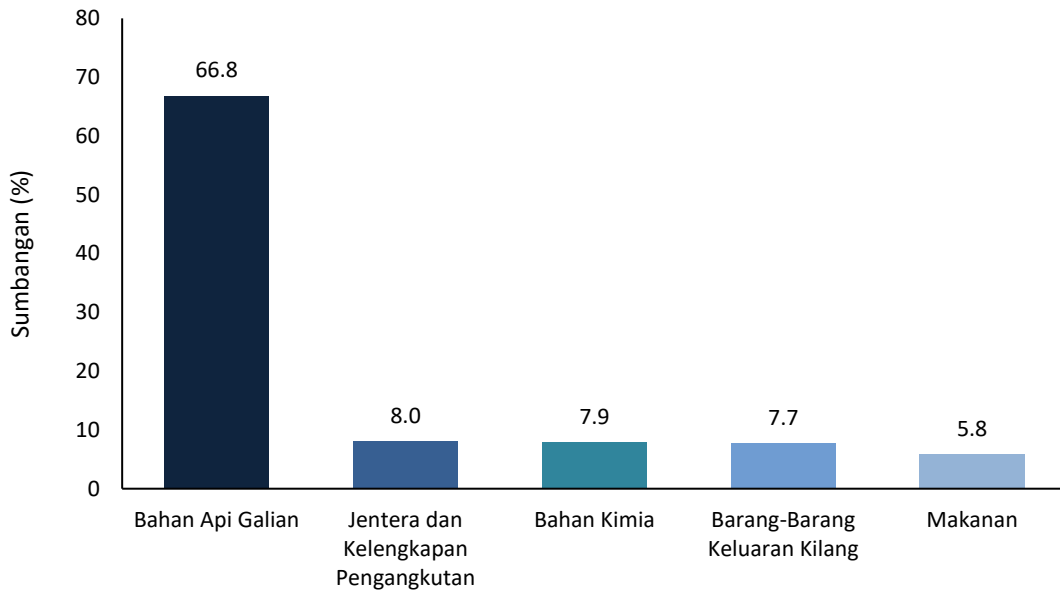
Prestasi Perdagangan Bulan-ke-Bulan bagi Negara Brunei Darussalam



2. Eksport pada bulan Ogos 2023 bernilai BND1,366.1 juta yang mana Bahan Api Galian merupakan penyumbang utama eksport Negara Brunei Darussalam iaitu sebanyak 71.9 peratus, diikuti oleh Bahan Kimia (26.1 peratus), dan Jentera dan Kelengkapan Pengangkutan (0.8 peratus).

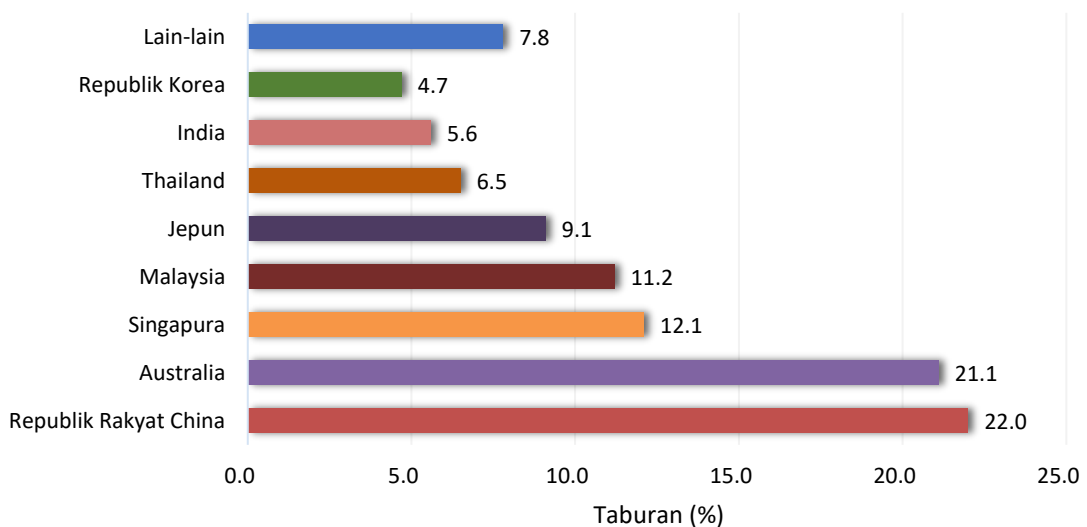
3. Lima komoditi import utama pada bulan Ogos 2023 adalah Bahan Api Galian (66.8 peratus), diikuti oleh Jentera dan Kelengkapan Pengangkutan (8.0 peratus), Bahan Kimia (7.9 peratus), Barang-Barang Keluaran Kilang (7.7 peratus), dan Makanan (5.8 peratus).

Lima Komoditi Import Utama



4. Pasaran eksport utama pada bulan Ogos 2023 adalah Republik Rakyat China (22.0 peratus), diikuti oleh Australia (21.1 peratus) dan Singapura (12.1 peratus). Komoditi eksport terbesar ke negara-negara tersebut adalah Bahan Api Galian dan Bahan Kimia.

Peratus Taburan Eksport Mengikut Rakan Dagangan



5. Sumbangan terbesar rakan dagangan import adalah dari Malaysia (28.8 peratus), diikuti oleh Australia (13.8 peratus) dan Arab Saudi (13.3 peratus), dengan Bahan Api Galian sebagai komoditi import terbesar.
6. Sebanyak 56.1 peratus import adalah digunakan sebagai Barangan Perantaraan bagi pemprosesan, diikuti oleh Barangan Modal (40.3 peratus) bagi operasi perniagaan dan Barangan Penggunaan (3.6 peratus) bagi kegunaan isi rumah.
7. Sebanyak 95.4 peratus jumlah perdagangan dihantar melalui pengangkutan laut. Ini diikuti oleh pengangkutan udara (3.3 peratus) dan melalui darat (1.3 peratus).
8. Bagi tempoh Januari hingga Ogos 2023, jumlah perdagangan adalah sebanyak BND15,415.3 juta yang terdiri daripada eksport bernilai BND9,172.4 juta dan import berjumlah BND6,242.9 juta, yang mana mencatatkan jumlah perdagangan yang berlebihan sebanyak BND2,929.5 juta.
9. Laporan Perangkaan Perdagangan Barangan Antarabangsa bagi bulan Ogos 2023 boleh didapati melalui laman sesawang JPES di <https://deps.mofe.gov.bn>.



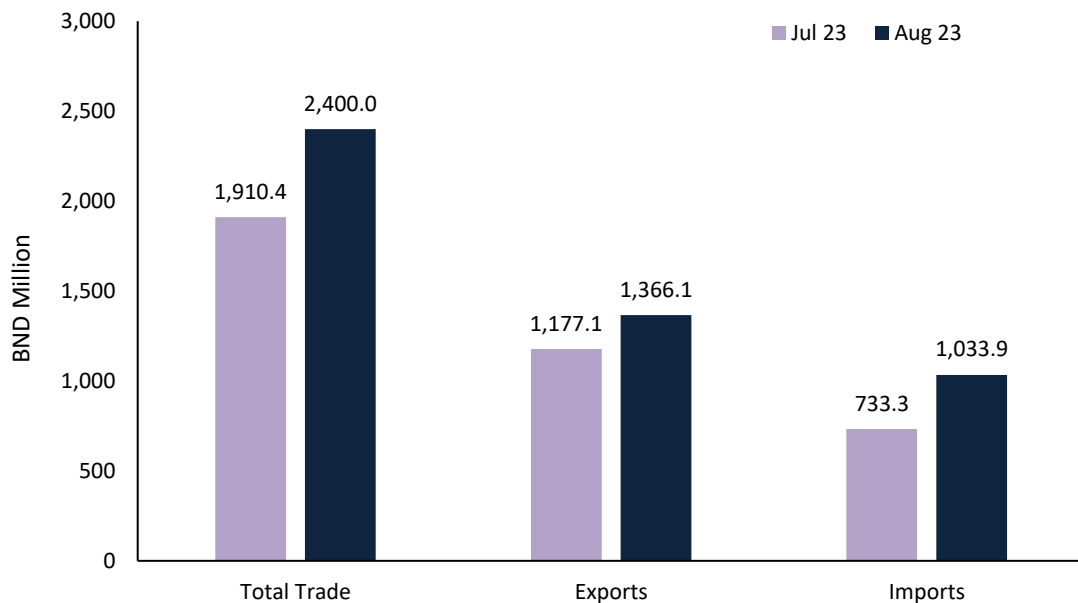
MEDIA RELEASE
DEPARTMENT OF ECONOMIC PLANNING AND STATISTICS
MINISTRY OF FINANCE AND ECONOMY

INTERNATIONAL MERCHANDISE TRADE STATISTICS (IMTS)
AUGUST 2023

TOTAL TRADE IN AUGUST 2023
RECORDED AN INCREASE OF 25.6 PER CENT
MONTH-ON-MONTH

1. Total trade rose by 25.6 per cent in August 2023 compared to July 2023. This increase was due to the rise in both exports and imports value by 16.1 per cent and 41.0 per cent respectively.

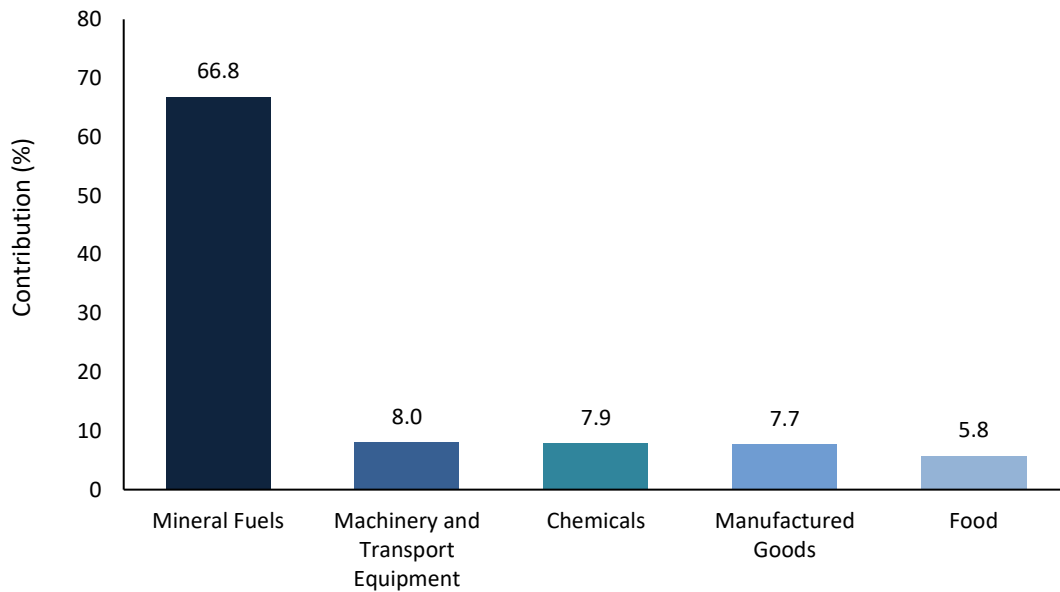
Brunei Darussalam's Month-on-Month Trade Performance



2. Exports In August 2023 was valued at BND1,366.1 million, where Mineral Fuels represented the major contributor to Brunei Darussalam's exports at 71.9 per cent followed by Chemicals (26.1 per cent), and Machinery and Transport Equipment (0.8 per cent).

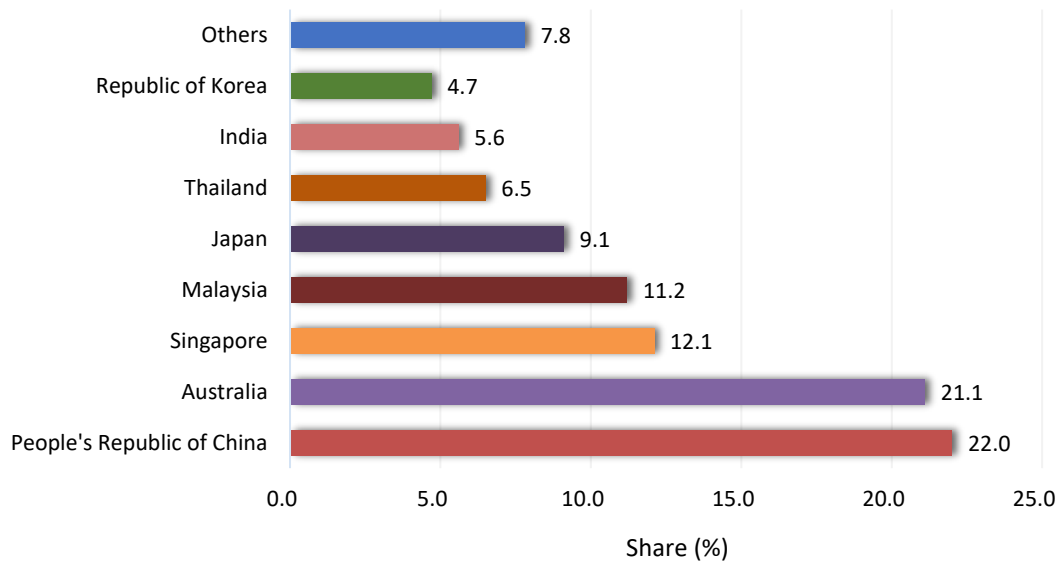
3. The five main imports by commodity for August 2023 were Mineral Fuels (66.8 per cent), followed by Machinery and Transport Equipment (8.0 per cent), Chemicals (7.9 per cent), Manufactured Goods (7.7 per cent), and Food (5.8 per cent).

Five Main Imports by Commodity



4. The main export markets in August 2023 were People's Republic of China (22.0 per cent), followed by Australia (21.1 per cent), and Singapore (12.1 per cent). The largest export commodities to these countries were Mineral Fuels and Chemicals.

Share of Exports by Trading Partner



5. *The biggest import partners were Malaysia (28.8 per cent), followed by Australia (13.8 per cent) and Saudi Arabia (13.3 per cent), with Mineral Fuels as the largest import commodity.*
6. *56.1 per cent of imports were used as Intermediate Goods for processing, followed by Capital Goods (40.3 per cent) for business operations and Consumption Goods (3.6 per cent) for household use.*
7. *95.4 per cent of trade by value was delivered through sea transport. This was followed by air transport (3.3 per cent) and via land (1.3 per cent).*
8. *During the period January to August 2023, total trade was BND15,415.3 million, comprising exports valued at BND9,172.4 million and imports amounting to BND6,242.9 million, resulting in trade surplus of BND2,929.5 million.*
9. *The International Merchandise Trade Statistics report for August 2023 can be accessed through the DEPS's website at <https://deps.mofe.gov.bn>*