



SIARAN MEDIA

MEDIA RELEASE

PERANGKAAAN PERDAGANGAN BARANGAN

ANTARABANGSA

INTERNATIONAL MERCHANDISE TRADE STATISTICS (IMTS)

MAC

MARCH

2023



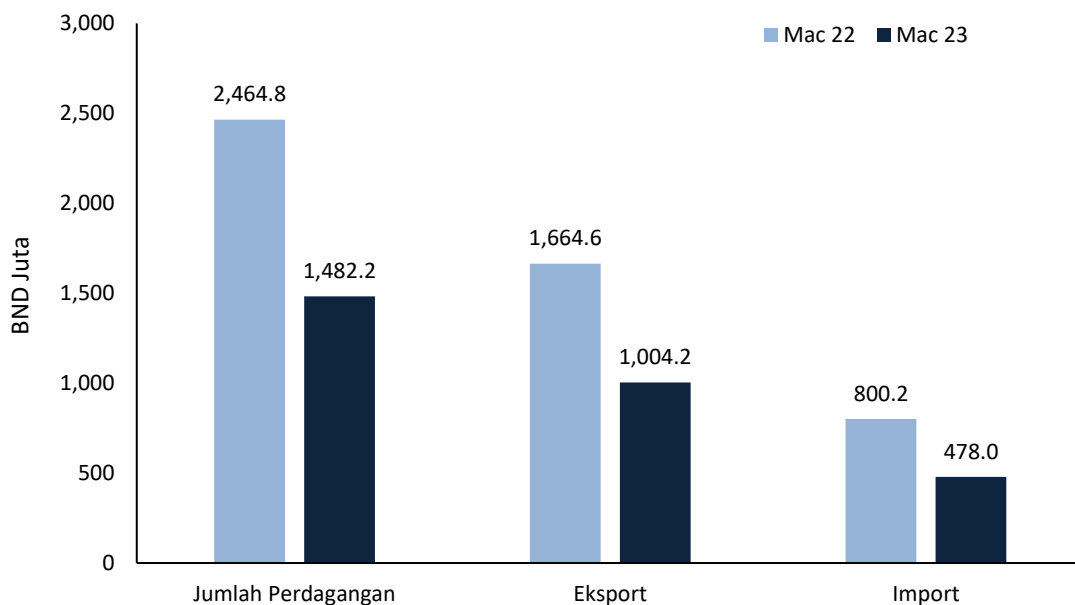
**SIARAN MEDIA
JABATAN PERANCANGAN EKONOMI DAN STATISTIK
KEMENTERIAN KEWANGAN DAN EKONOMI**

**PERANGKAAAN PERDAGANGAN BARANGAN
ANTARABANGSA MAC 2023**

**JUMLAH PERDAGANGAN MENURUN 39.9 PERATUS
TAHUN-KE-TAHUN**

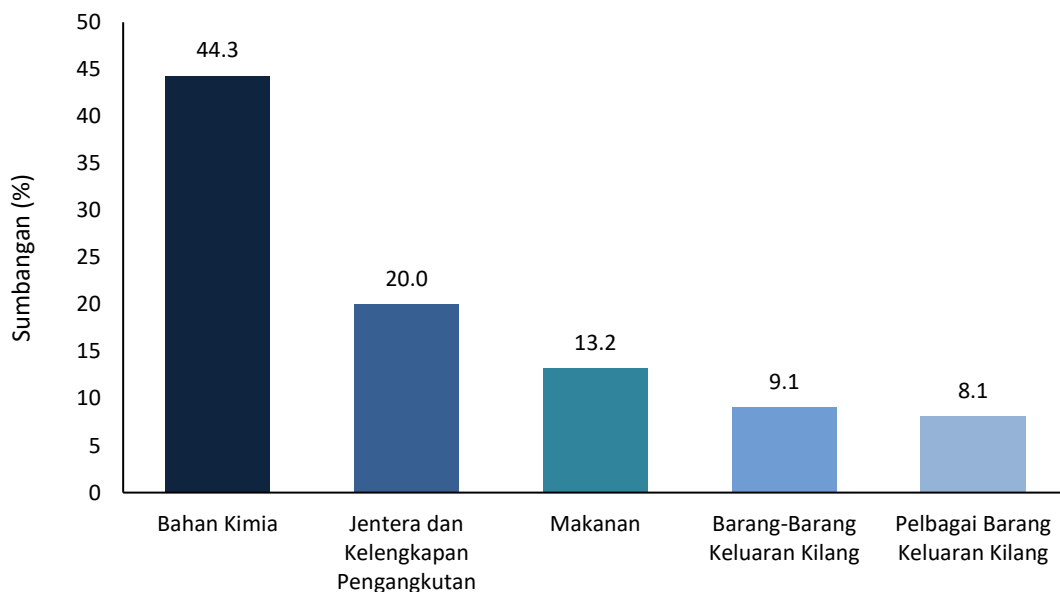
1. Jumlah perdagangan menurun tahun-ke-tahun sebanyak 39.9 peratus kepada BND1,482.2 juta pada bulan Mac 2023 berbanding BND2,464.8 juta pada bulan Mac 2022. Penurunan ini disebabkan oleh penurunan kedua-dua nilai eksport sebanyak 39.7 peratus kepada BND1,004.2 juta daripada BND1,664.6 juta, dan nilai import sebanyak 40.3 peratus kepada BND478.0 juta daripada BND800.2 juta. Penurunan kedua-dua nilai eksport dan import terutamanya disebabkan oleh eksport dan import Bahan Api Galian.

Prestasi Perdagangan Tahun-ke-Tahun bagi Negara Brunei Darussalam



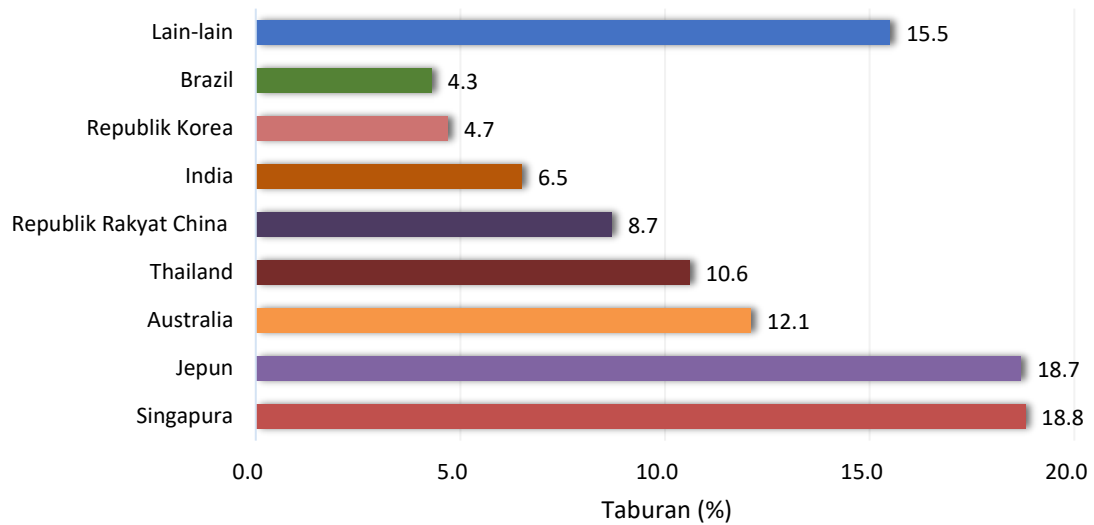
2. Penurunan eksport Bahan Api Galian adalah terutamanya didorong oleh nilai eksport Gas Cecair Asli (LNG) dan lain-lain Produk Petroleum khususnya bahan api diesel automotif. Penurunan nilai eksport Gas Cecair Asli adalah terutamanya disebabkan oleh penurunan jumlah isipadu sebanyak 13.0 peratus.
3. Walaubagaimanapun, penurunan nilai eksport diimbangi oleh peningkatan nilai jumlah eksport Minyak Mentah, yang disebabkan oleh peningkatan jumlah isipadu sebanyak 100.7 peratus.
4. Dari segi komoditi eksport, Bahan Api Galian merupakan penyumbang utama eksport Negara Brunei Darussalam iaitu sebanyak 84.8 peratus, diikuti dengan Bahan Kimia (12.5 peratus), dan Jentera dan Kelengkapan Pengangkutan (1.2 peratus).
5. Lima komoditi import utama pada bulan Mac 2023 adalah Bahan Kimia (44.3 peratus), diikuti oleh Jentera dan Kelengkapan Pengangkutan (20.0 peratus), Makanan (13.2 peratus), Barang-Barang Keluaran Kilang (9.1 peratus), dan Pelbagai Barang Keluaran Kilang (8.1 peratus).

Lima Komoditi Import Utama



6. Pasaran eksport utama pada bulan Mac 2023 adalah Singapura (18.8 peratus), diikuti oleh Jepun (18.7 peratus) dan Australia (12.1 peratus). Komoditi eksport terbesar ke Singapura, Jepun dan Australia adalah Bahan Api Galian;

Peratus Taburan Eksport Mengikut Rakan Dagangan



7. Sumbangan terbesar rakan dagangan import adalah dari Belgium (33.5 peratus), diikuti oleh Malaysia (18.8 peratus) dan Singapura (10.8 peratus), dengan Bahan Kimia sebagai komoditi import terbesar.
8. Sebanyak 55.9 peratus import adalah digunakan sebagai Barangan Perantaraan bagi pemprosesan, diikuti oleh Barangan Modal (36.0 peratus) bagi operasi perniagaan dan Barangan Penggunaan (8.1 peratus) bagi kegunaan isi rumah.
9. Sebanyak 69.0 peratus jumlah perdagangan dihantar melalui pengangkutan laut. Ini diikuti oleh pengangkutan udara sebanyak 15.6 peratus dan melalui darat sebanyak 15.4 peratus.
10. Bagi perubahan bulan-ke-bulan, berbanding bulan Februari 2023, jumlah perdagangan menurun sebanyak 32.3 peratus disebabkan oleh penurunan jumlah eksport sebanyak 22.7 peratus dan jumlah import sebanyak 46.4 peratus.
11. Laporan Perangkaan Perdagangan Barangan Antarabangsa bagi bulan Mac 2023 boleh didapati melalui laman sesawang JPES di <https://deps.mofe.gov.bn>.



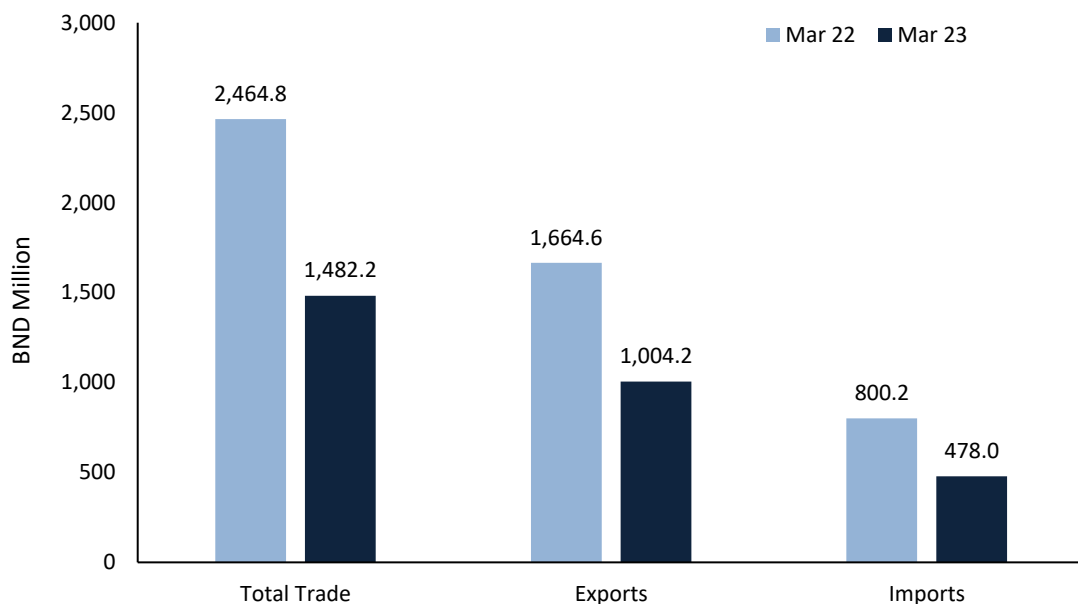
MEDIA RELEASE
DEPARTMENT OF ECONOMIC PLANNING AND STATISTICS
MINISTRY OF FINANCE AND ECONOMY

INTERNATIONAL MERCHANDISE TRADE STATISTICS (IMTS)
MARCH 2023

TOTAL TRADE FELL BY 39.9 PER CENT
YEAR-ON-YEAR

1. The total trade recorded a year-on-year decrease of 39.9 per cent to BND1,482.2 million in March 2023 compared to BND2,464.8 million in March 2022. This was due to a decrease in both exports value by 39.7 per cent to BND1,004.2 million from BND1,664.6 million, and imports value by 40.3 per cent to BND478.0 million from BND800.2 million. The decrease in both exports and imports values were mainly due to exports and imports of Mineral Fuels.

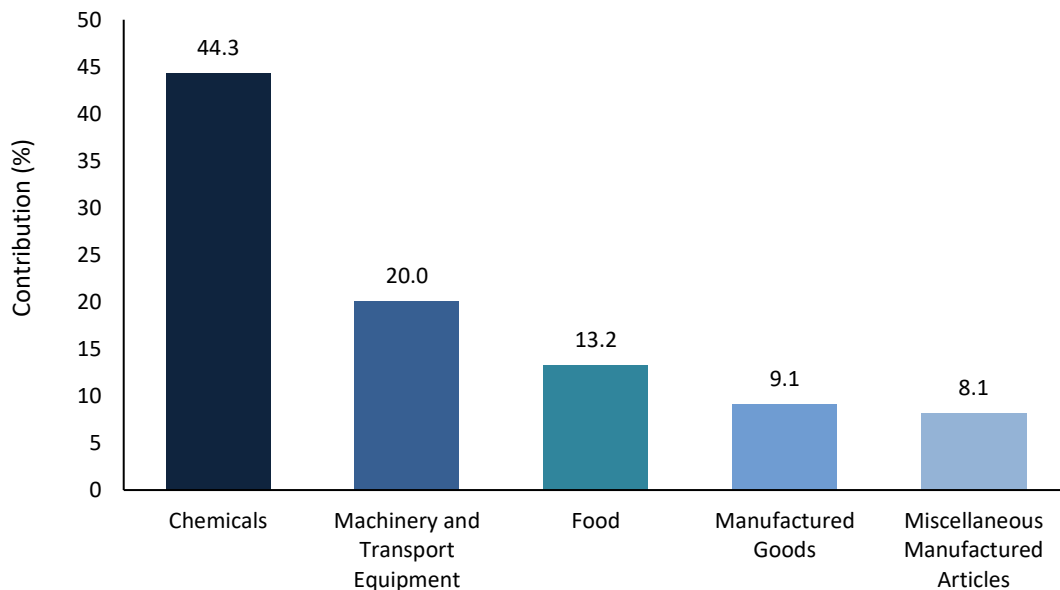
Brunei Darussalam's Year-on-Year Trade Performance



2. The decrease in Mineral Fuels exports was mainly driven by the export values of Liquefied Natural Gas (LNG) and Other Petroleum Products, particularly automotive diesel fuels. The decline in Liquefied Natural Gas exports value was due to a fall in exports volume by 13.0 per cent.
3. However, the decrease in the value of exports was offset by an increase in the exports value of Crude Oil, due to an increase in the exports volume by 100.7 per cent.

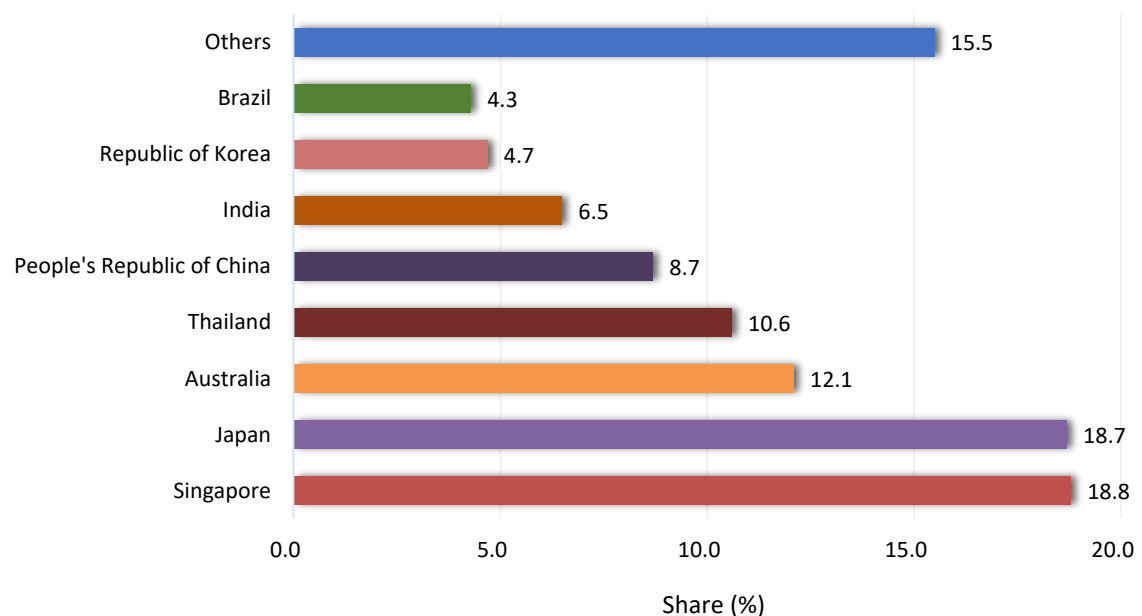
4. In terms of export commodities, Mineral Fuels represented the major contributor to Brunei Darussalam's exports at 84.8 per cent, followed by Chemicals (12.5 per cent), and Machinery and Transport Equipment (1.2 per cent).
5. The five main imports by commodity for March 2023 were Chemicals (44.3 per cent), followed by Machinery and Transport Equipment (20.0 per cent), Food (13.2 per cent), Manufactured Goods (9.1 per cent), and Miscellaneous Manufactured Articles (8.1 per cent).

Five Main Imports by Commodity



6. The main export markets in March 2023 were Singapore (18.8 per cent), followed by Japan (18.7 per cent), and Australia (12.1 per cent). The largest export commodity to Singapore, Japan and Australia was Mineral Fuels.

Share of Exports by Trading Partner



7. *The biggest import partner were Belgium (33.5 per cent), followed by Malaysia (18.8 per cent) and Singapore (10.8 per cent), with Chemicals as the largest import commodity.*
8. *55.9 per cent of imports were used as Intermediate Goods for processing, followed by Capital Goods (36.0 per cent) for business operations and Consumption Goods (8.1 per cent) for household use.*
9. *69.0 per cent of trade by value was delivered through sea transport. This was followed by air transport by 15.6 per cent and via land by 15.4 per cent.*
10. *In terms of month-on-month changes, compared to February 2023, total trade fell by 32.3 per cent due to the fall in export value by 22.7 per cent and import value by 46.4 per cent.*
11. *The International Merchandise Trade Statistics report for March 2023 can be accessed through the DEPS's website at <https://deps.mofe.gov.bn>*