



# **SIARAN MEDIA**

## *MEDIA RELEASE*

### **PERANGKAAAN PERDAGANGAN BARANGAN**

### **ANTARABANGSA**

### *INTERNATIONAL MERCHANDISE TRADE STATISTICS (IMTS)*

**FEBRUARI**

***FEBRUARY***

**2023**

Jabatan Perancangan Ekonomi dan Statistik  
Kementerian Kewangan dan Ekonomi  
Negara Brunei Darussalam

*Department of Economic Planning and Statistics  
Ministry of Finance and Economy  
Brunei Darussalam*



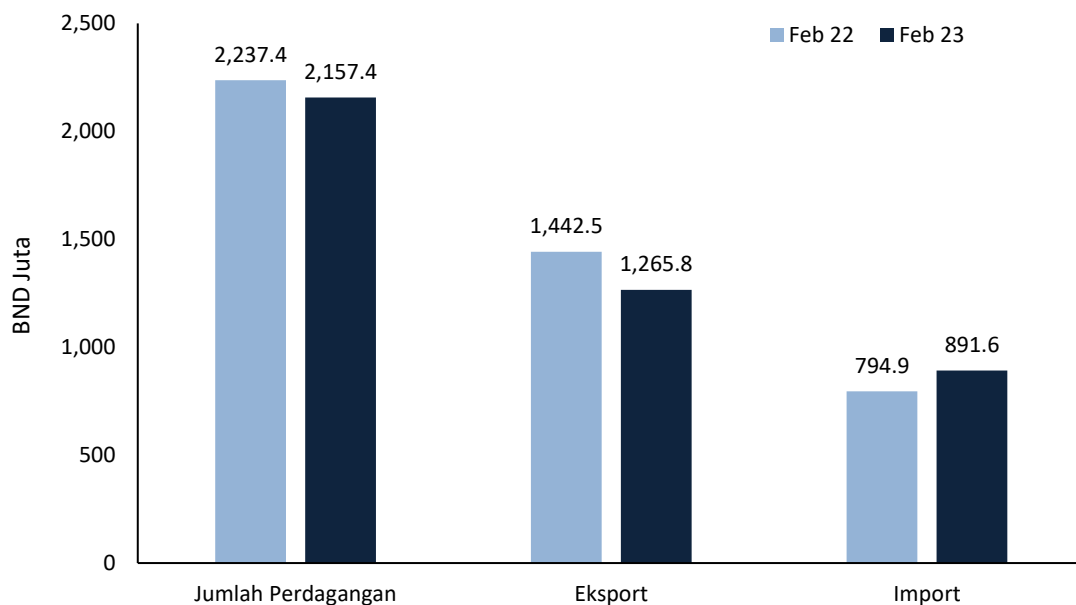
**SIARAN MEDIA  
JABATAN PERANCANGAN EKONOMI DAN STATISTIK  
KEMENTERIAN KEWANGAN DAN EKONOMI**

**PERANGKAAAN PERDAGANGAN BARANGAN  
ANTARABANGSA FEBRUARI 2023**

**JUMLAH PERDAGANGAN MENURUN 3.6 PERATUS  
TAHUN-KE-TAHUN**

1. Jumlah perdagangan menurun tahun-ke-tahun sebanyak 3.6 peratus kepada BND2,157.4 juta pada bulan Februari 2023 berbanding BND2,237.4 juta pada bulan Februari 2022. Penurunan ini disebabkan oleh penurunan nilai eksport sebanyak 12.2 peratus kepada BND1,265.8 juta daripada BND1,442.5 juta, terutamanya didorong oleh penurunan eksport Bahan Api Galian.

**Prestasi Perdagangan Tahun-ke-Tahun bagi Negara Brunei Darussalam**



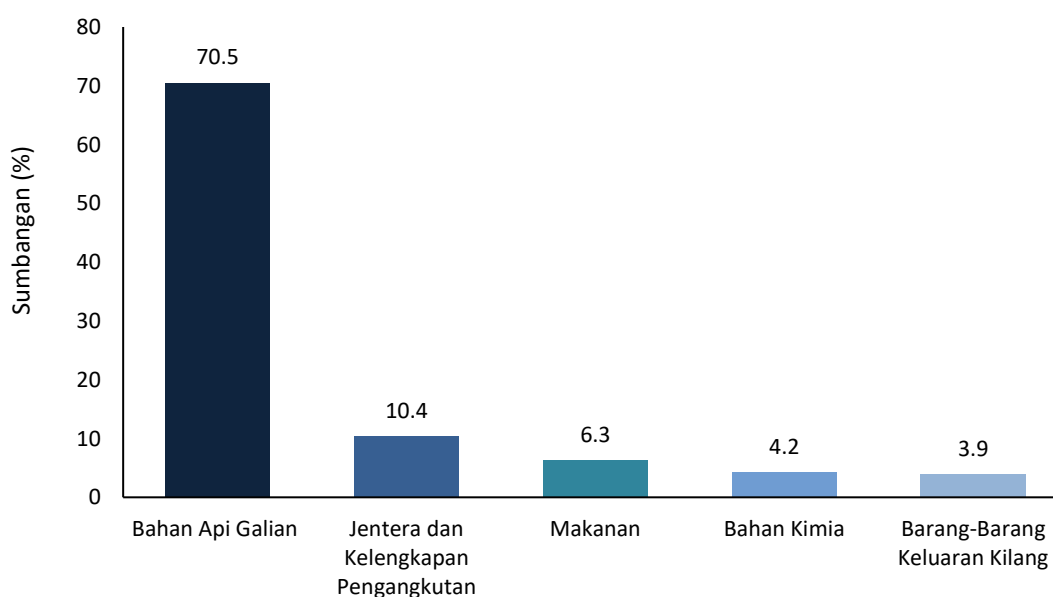
2. Penurunan eksport Bahan Api Galian adalah didorong oleh nilai eksport Minyak Mentah dan lain-lain Produk Petroleum, terutamanya bahan api diesel automotif. Penurunan nilai eksport Minyak Mentah disebabkan oleh penurunan harga eksport sebanyak 14.0 peratus dan jumlah isipadu sebanyak 20.0 peratus.

#### Perubahan Tahun-ke-Tahun

Minyak Mentah	Februari 2022	Februari 2023	Perubahan (%) Februari 2023 / Februari 2022
Harga (USD setong)	101.0	86.8	-14.0
Isi Padu (kbbl sehari)	67.46	53.94	-20.0

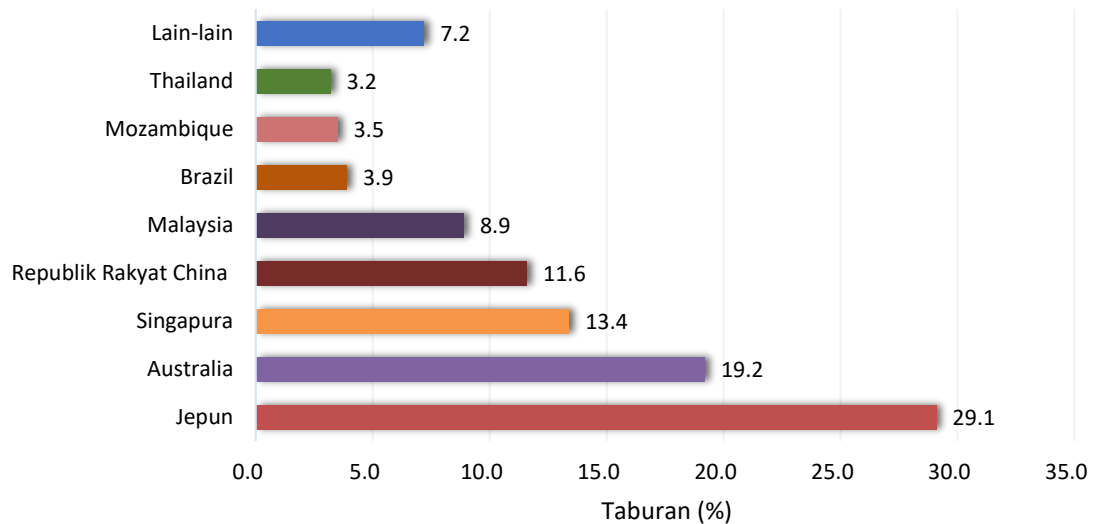
3. Jumlah nilai import meningkat kepada BND891.6 juta pada bulan Februari 2023 daripada BND794.9 juta pada bulan Februari 2022, terutamanya disebabkan oleh peningkatan import Bahan Api Galian.
4. Dari segi komoditi eksport, Bahan Api Galian merupakan penyumbang utama eksport Negara Brunei Darussalam iaitu sebanyak 78.4 peratus, diikuti dengan Bahan Kimia (19.2 peratus), dan Jentera dan Kelengkapan Pengangkutan (1.0 peratus).
5. Lima komoditi import utama pada bulan Februari 2023 adalah Bahan Api Galian (70.5 peratus), diikuti oleh Jentera dan Kelengkapan Pengangkutan (10.4 peratus), Makanan (6.3 peratus), Bahan Kimia (4.2 peratus), dan Barang-Barang Keluaran Kilang (3.9 peratus).

#### Lima Komoditi Import Utama



6. Pasaran eksport utama pada bulan Februari 2023 adalah Jepun (29.1 peratus), diikuti oleh Australia (19.2 peratus) dan Singapura (13.4 peratus). Komoditi eksport terbesar ke Jepun, Australia dan Singapura adalah Bahan Api Galian.

### Peratus Taburan Eksport Mengikut Rakan Dagangan



7. Sumbangan terbesar rakan dagangan import adalah dari Emiriah Arab Bersatu (44.9 peratus), diikuti oleh Malaysia (16.4 peratus) dan Republik Rakyat China (9.8 peratus), dengan Bahan Api Galian sebagai komoditi import terbesar.
8. Sebanyak 59.3 peratus import adalah digunakan sebagai Barangan Perantaraan bagi pemprosesan, diikuti oleh Barangan Modal (37.6 peratus) bagi operasi perniagaan dan Barangan Penggunaan (3.1 peratus) bagi kegunaan isi rumah.
9. Bagi perubahan bulan-ke-bulan, berbanding bulan Januari 2023, jumlah perdagangan menurun sebanyak 12.6 peratus terutamanya disebabkan oleh penurunan jumlah eksport sebanyak 20.2 peratus. Walaubagaimanapun, ianya diimbangi oleh peningkatan jumlah import sebanyak 1.0 peratus.
10. Sebanyak 95.5 peratus jumlah perdagangan dihantar melalui pengangkutan laut. Ini diikuti oleh pengangkutan udara sebanyak 3.3 peratus dan melalui darat sebanyak 1.2 peratus.
11. Laporan Perangkaan Perdagangan Barangan Antarabangsa bagi bulan Februari 2023 boleh didapati melalui laman sesawang JPES di <https://deps.mofe.gov.bn>.



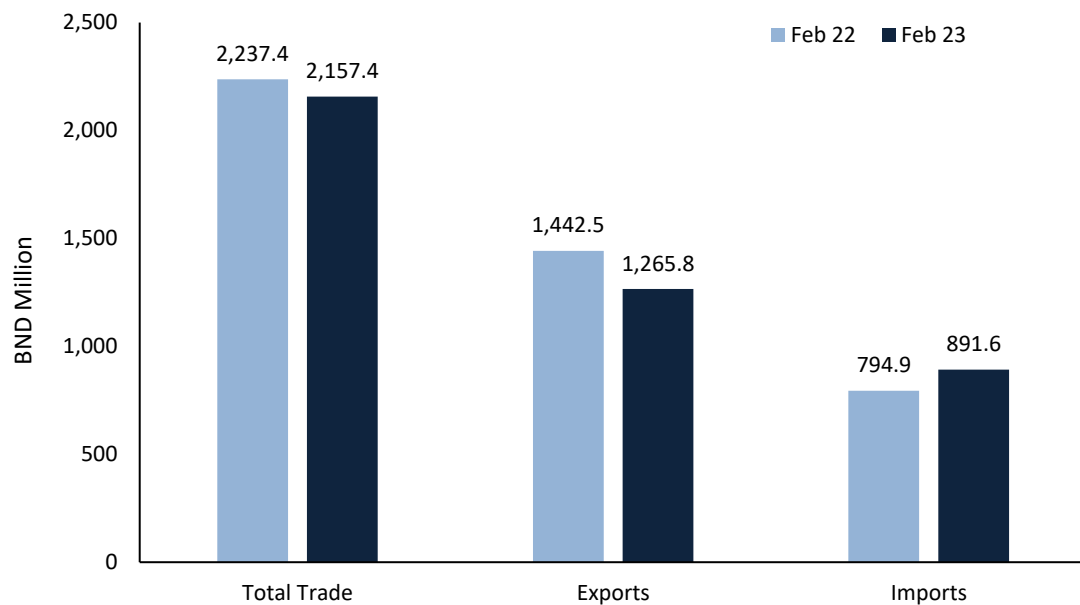
**MEDIA RELEASE**  
**DEPARTMENT OF ECONOMIC PLANNING AND STATISTICS**  
**MINISTRY OF FINANCE AND ECONOMY**

**INTERNATIONAL MERCHANDISE TRADE STATISTICS (IMTS)**  
**FEBRUARY 2023**

**TOTAL TRADE FELL BY 3.6 PER CENT**  
**YEAR-ON-YEAR**

1. The total trade recorded a year-on-year decrease of 3.6 per cent to BND2,157.4 million in February 2023 compared to BND2,237.4 million in February 2022. This was due to a decrease in exports value by 12.2 per cent to BND1,265.8 million from BND1,442.5 million, mainly attributable to a decrease in Mineral Fuels exports.

**Brunei Darussalam's Year-on-Year Trade Performance**



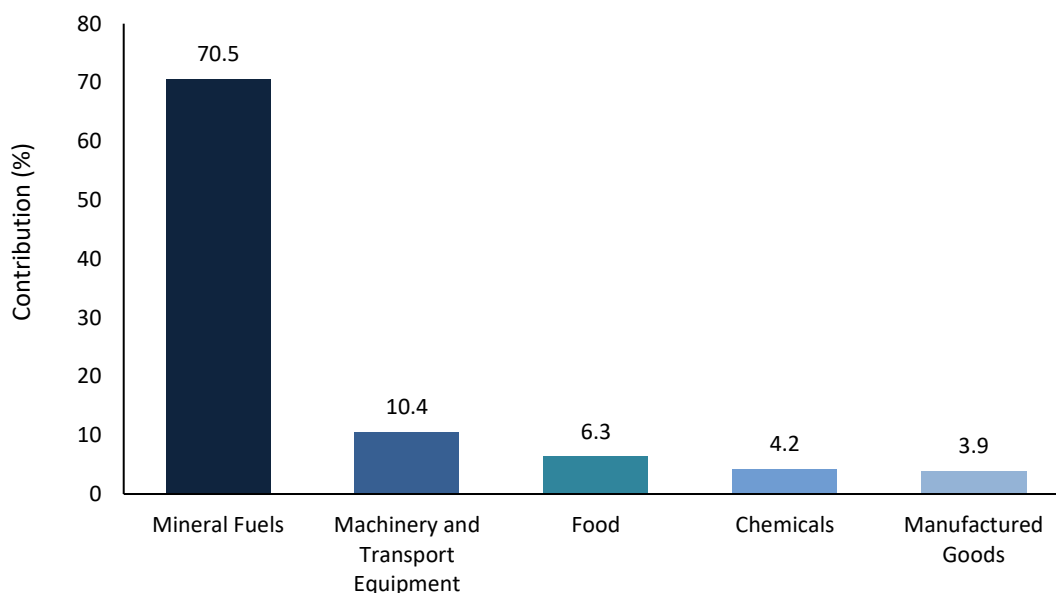
2. The decrease in Mineral Fuels exports was driven by the export values of Crude Oil and Other Petroleum Products, particularly automotive diesel fuels. The decline in Crude Oil exports value was due to a fall in exports price by 14.0 per cent and exports volume by 20.0 per cent.

#### Changes Year-on-Year

Crude Oil	February 2022	February 2023	Changes (%) February 2023 / February 2022
Price (USD/bbl)	101.0	86.8	-14.0
Volume (kbbbl/day)	67.46	53.94	-20.0

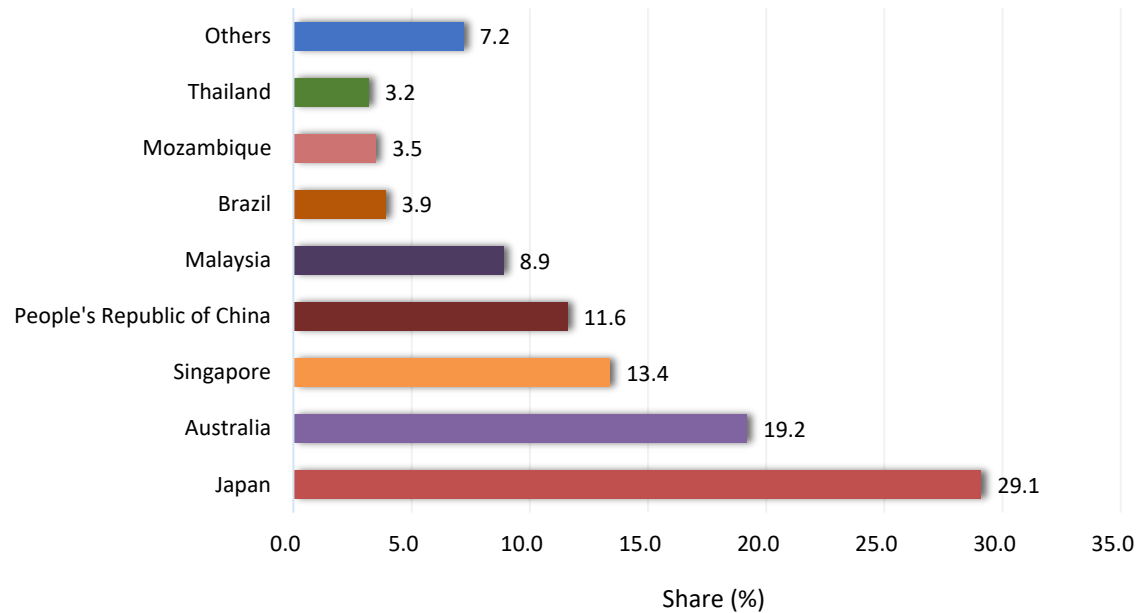
3. Total value of imports increased to BND891.6 million in February 2023 from BND794.9 million in February 2022, mainly due to an increase in imports of Mineral Fuels.
4. In terms of export commodities, Mineral Fuels represented the major contributor to Brunei Darussalam's exports at 78.4 per cent, followed by Chemicals (19.2 per cent), and Machinery and Transport Equipment (1.0 per cent).
5. The five main imports by commodity for February 2023 were Mineral Fuels (70.5 per cent), followed by Machinery and Transport Equipment at (10.4 per cent), Food (6.3 per cent), Chemicals (4.2 per cent), and Manufactured Goods (3.9 per cent).

#### Five Main Imports by Commodity



6. The main export markets in February 2023 were Japan (29.1 per cent), followed by Australia (19.2 per cent), and Singapore (13.4 per cent). The largest export commodity to Japan, Australia and Singapore was Mineral Fuels.

### Share of Exports by Trading Partner



7. The biggest import partner were United Arab Emirates (44.9 per cent), followed by Malaysia (16.4 per cent) and People's Republic of China (9.8 per cent), with Mineral Fuels as the largest import commodity.
8. 59.3 per cent of imports were used as Intermediate Goods for processing, followed by Capital Goods (37.6 per cent) for business operations and Consumption Goods (3.1 per cent) for household use.
9. In terms of month-on-month changes, compared to January 2023, total trade fell by 12.6 per cent due mainly due to the fall in export value by 20.2 per cent. However, it was offset by an increase in imports by 1.0 per cent.
10. 95.5 per cent of trade by value was delivered through sea transport. This was followed by air transport by 3.3 per cent and via land by 1.2 per cent.
11. The International Merchandise Trade Statistics report for February 2023 can be accessed through the DEPS's website at <https://deps.mofe.gov.bn>