



SIARAN MEDIA

MEDIA RELEASE

PERANGKAAAN PERDAGANGAN BARANGAN

ANTARABANGSA

INTERNATIONAL MERCHANDISE TRADE STATISTICS (IMTS)

JANUARI

JANUARY

2023

Jabatan Perancangan Ekonomi dan Statistik
Kementerian Kewangan dan Ekonomi
Negara Brunei Darussalam

*Department of Economic Planning and Statistics
Ministry of Finance and Economy
Brunei Darussalam*



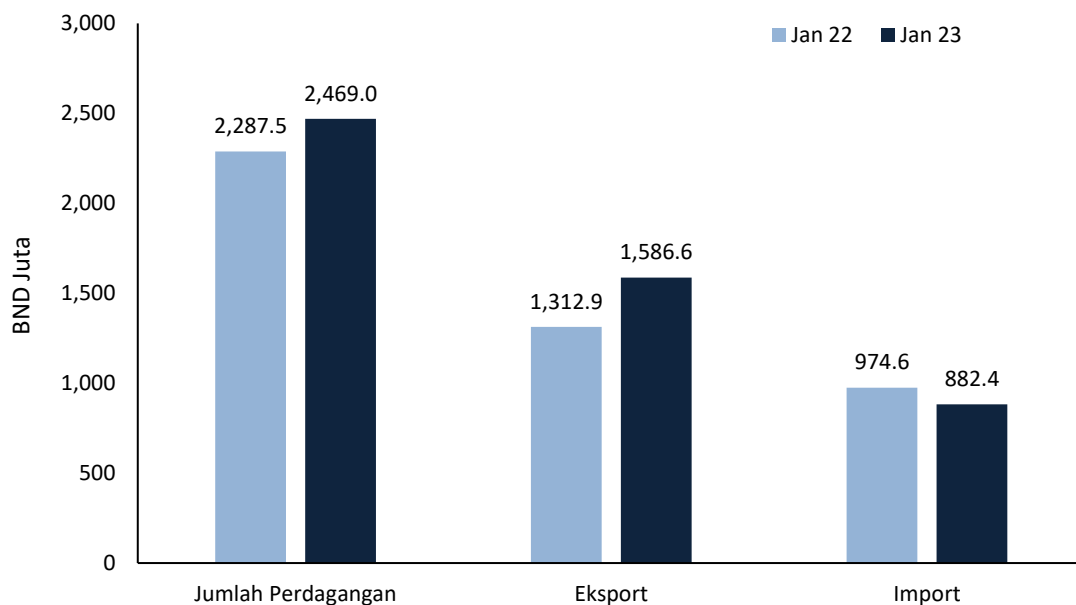
**SIARAN MEDIA
JABATAN PERANCANGAN EKONOMI DAN STATISTIK
KEMENTERIAN KEWANGAN DAN EKONOMI**

**PERANGKAAAN PERDAGANGAN BARANGAN
ANTARABANGSA JANUARI 2023**

**JUMLAH PERDAGANGAN MENINGKAT SEBANYAK 7.9 PERATUS
TAHUN-KE-TAHUN**

1. Jumlah perdagangan meningkat sebanyak 7.9 peratus tahun-ke-tahun daripada BND2,287.5 juta pada bulan Januari 2022 kepada BND2,469.0 juta pada bulan Januari 2023. Peningkatan ini didorong oleh peningkatan nilai eksport sebanyak 20.8 peratus daripada BND1,312.9 juta kepada BND1,586.6 juta, terutamanya disebabkan oleh peningkatan eksport Bahan Api Galian daripada BND1,040.0 juta kepada BND1,181.7 juta dalam tempoh yang sama.

Prestasi Perdagangan Tahun-ke-Tahun bagi Negara Brunei Darussalam



2. Peningkatan eksport Bahan Api Galian adalah didorong oleh peningkatan nilai eksport Gas Cecair Asli (LNG) disebabkan oleh kenaikan harga eksport sebanyak 17.4 peratus dan juga kenaikan jumlah isipadu sebanyak 15.3 peratus; serta peningkatan nilai eksport lain-lain Produk Petroleum, terutamanya bahan api diesel automotif, daripada BND221.2 juta kepada BND277.8 juta.

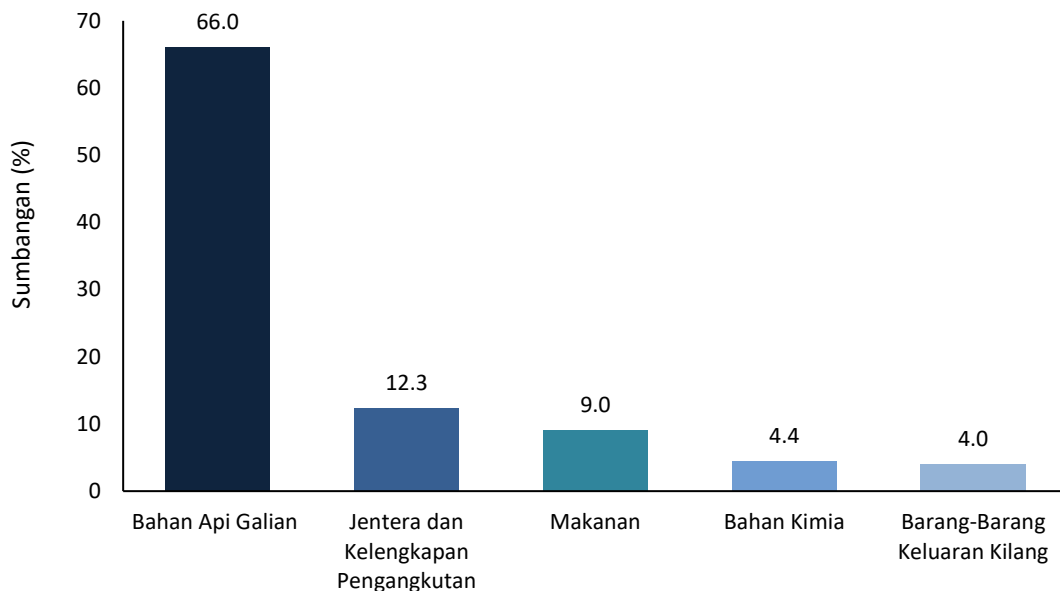
| | Harga (USD) | | Perubahan Januari 2023 / Januari 2022 % |
|---------------------------|-----------------|-----------------|--|
| | Januari 2022 | Januari 2023 | |
| Gas Cecair Asli per MMBtu | 11.8 | 13.8 | 17.4 |

| | Jumlah Isi Padu | | Perubahan Januari 2023 / Januari 2022 % |
|---------------------------------|-----------------|-----------------|--|
| | Januari 2022 | Januari 2023 | |
| Gas Cecair Asli MMBtu sehari | 740,857 | 853,985 | 15.3 |

3. Jumlah nilai import menurun daripada BND974.6 juta pada bulan Januari 2022 kepada BND882.4 juta pada bulan Januari 2023, terutamanya disebabkan oleh penurunan import Bahan Api Galian.
4. Dari segi komoditi eksport, Bahan Api Galian merupakan penyumbang utama eksport Negara Brunei Darussalam iaitu sebanyak 74.5 peratus, diikuti dengan Bahan Kimia (21.7 peratus) dan Pelbagai Barang Keluaran Kilang (1.5 peratus).

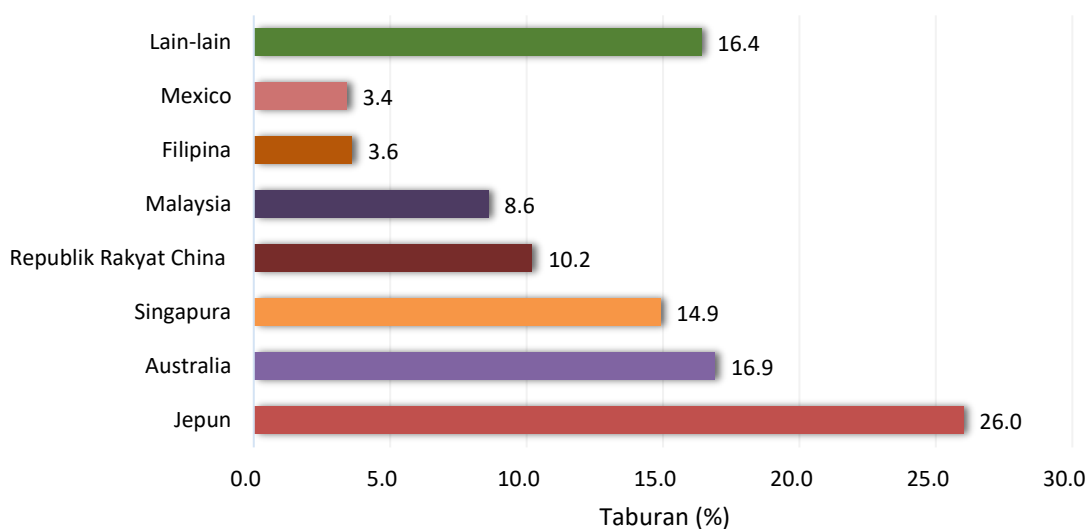
5. Lima komoditi import utama pada bulan Januari 2023 adalah Bahan Api Galian (66.0 peratus), diikuti oleh Jentera dan Kelengkapan Pengangkutan (12.3 peratus), Makanan (9.0 peratus), Bahan Kimia (4.4 peratus), dan Barang-Barang Keluaran Kilang (4.0 peratus).

Lima Komoditi Import Utama



6. Pasaran eksport utama pada bulan Januari 2023 adalah Jepun (26.0 peratus), diikuti oleh Australia (16.9 peratus), dan Singapura (14.9 peratus). Komoditi eksport terbesar ke Jepun, Australia dan Singapura adalah Bahan Api Galian.

Peratus Taburan Eksport Mengikut Rakan Dagangan



7. Sumbangan terbesar rakan dagangan import adalah dari Malaysia (25.2 peratus), diikuti oleh Emiriah Arab Bersatu (16.9 peratus) dan Republik Rakyat China (14.2 peratus), dengan Bahan Api Galian sebagai komoditi import terbesar.

8. Sebanyak 63.2 peratus import adalah digunakan sebagai Barangan Perantaraan bagi pemprosesan, diikuti oleh Barangan Modal (33.0 peratus) bagi operasi perniagaan dan Barangan Penggunaan (3.8 peratus) bagi kegunaan isi rumah.
9. Bagi perubahan bulan-ke-bulan, berbanding bulan Disember 2022, jumlah perdagangan meningkat pada kadar minima iaitu 0.02 peratus disebabkan oleh peningkatan jumlah eksport sebanyak 1.4 peratus. Walaubagaimanapun, ianya diimbangi oleh penurunan jumlah import sebanyak 2.5 peratus.
10. Peningkatan bulan-ke-bulan bagi jumlah eksport adalah terutamanya disebabkan oleh peningkatan eksport Bahan Kimia daripada industri petrokimia hiliran. Manakala penurunan Bahan Kimia adalah penyumbang utama kepada penurunan jumlah import.
11. Sebanyak 95.1 peratus jumlah perdagangan dihantar melalui pengangkutan laut. Ini diikuti oleh pengangkutan udara sebanyak 3.8 peratus dan melalui darat sebanyak 1.1 peratus.
12. Laporan Perangkaan Perdagangan Barangan Antarabangsa bagi bulan Januari 2023 boleh didapati melalui laman sesawang JPES di <https://deps.mofe.gov.bn>.



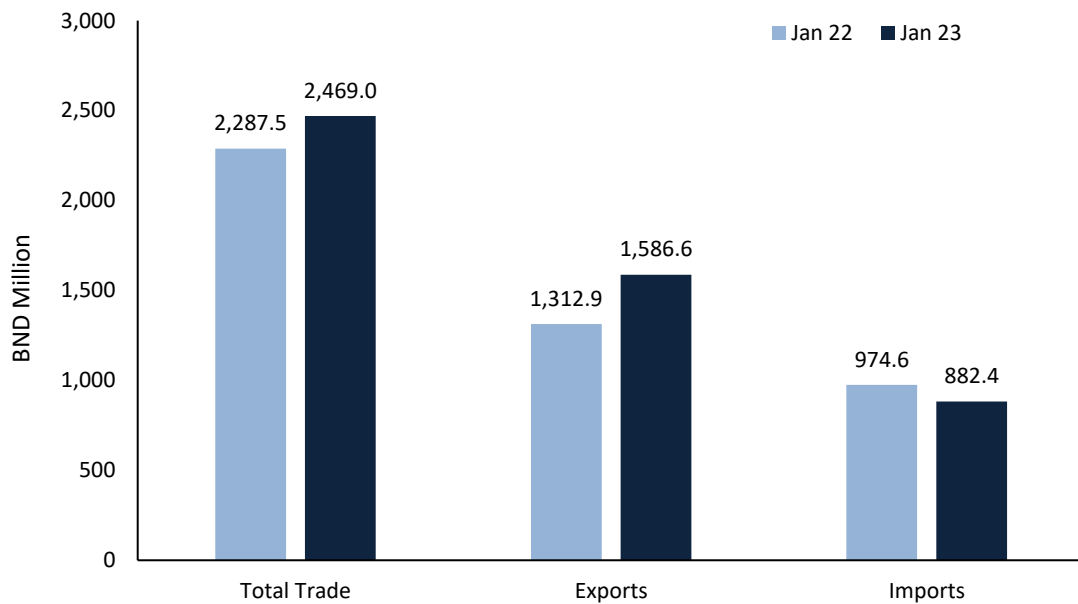
MEDIA RELEASE
DEPARTMENT OF ECONOMIC PLANNING AND STATISTICS
MINISTRY OF FINANCE AND ECONOMY

INTERNATIONAL MERCHANDISE TRADE STATISTICS (IMTS)
JANUARY 2023

TOTAL TRADE ROSE BY 7.9 PER CENT YEAR-ON-YEAR

1. The total trade recorded an increase of 7.9 per cent year-on-year from BND2,287.5 million in January 2022 to BND2,469.0 million in January 2023. This was primarily contributed by an increase in export value by 20.8 per cent from BND1,312.9 million to BND1,586.6 million, mainly due to the increase in Mineral Fuels exports from BND1,040.0 million to BND1,181.7 million in the same period.

Brunei Darussalam's Year-on-Year Trade Performance



2. *The increase in Mineral Fuels exports was mainly due to the higher export value of Liquefied Natural Gas (LNG) contributed by a rise in its exports price by 17.4 per cent and volume exported by 15.3 per cent, as well as higher export value of Other Petroleum Products, particularly automotive diesel fuels, from BND221.2 million to BND227.8 million.*

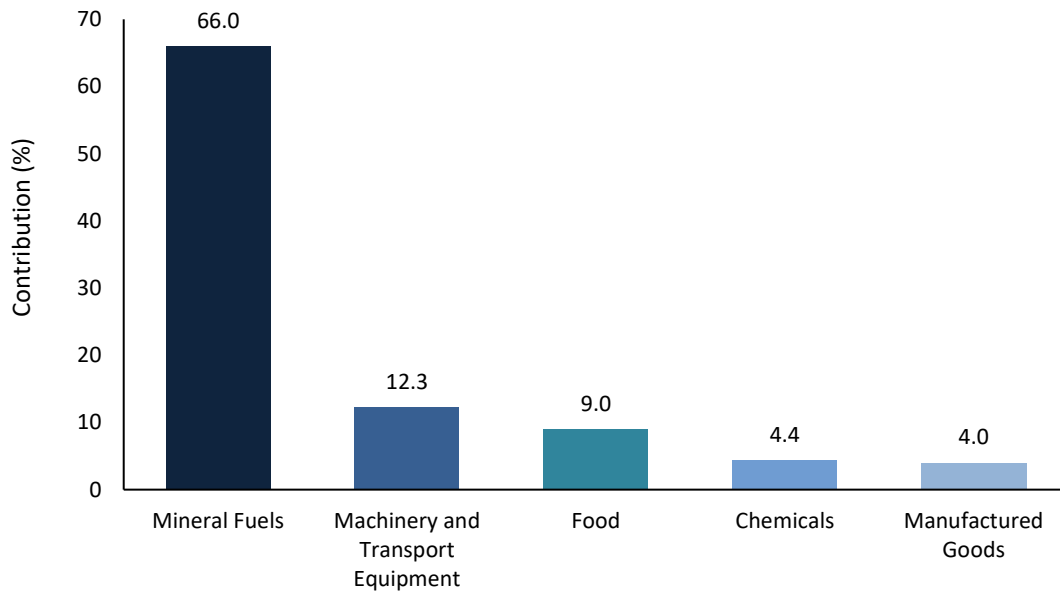
| | Price (USD) | | Changes January 2023 / January 2022 % |
|--|-----------------|-----------------|--|
| | January 2022 | January 2023 | |
| Liquefied Natural Gas (LNG) per MMBtu | 11.8 | 13.8 | 17.4 |

| | Volume | | Changes January 2023 / January 2022 % |
|--|-----------------|-----------------|--|
| | January 2022 | January 2023 | |
| Liquefied Natural Gas (LNG) MMBtu Per Day | 740,857 | 853,985 | 15.3 |

3. *Total value of imports decreased from BND974.6 million in January 2022 to BND882.4 million in January 2023, mainly due to a decrease in imports of Mineral Fuels.*
4. *In terms of commodities, Mineral Fuels represented the major contributor to Brunei Darussalam's exports at 74.5 per cent, followed by Chemicals (21.7 per cent), and Miscellaneous Manufactured Articles (1.5 per cent).*

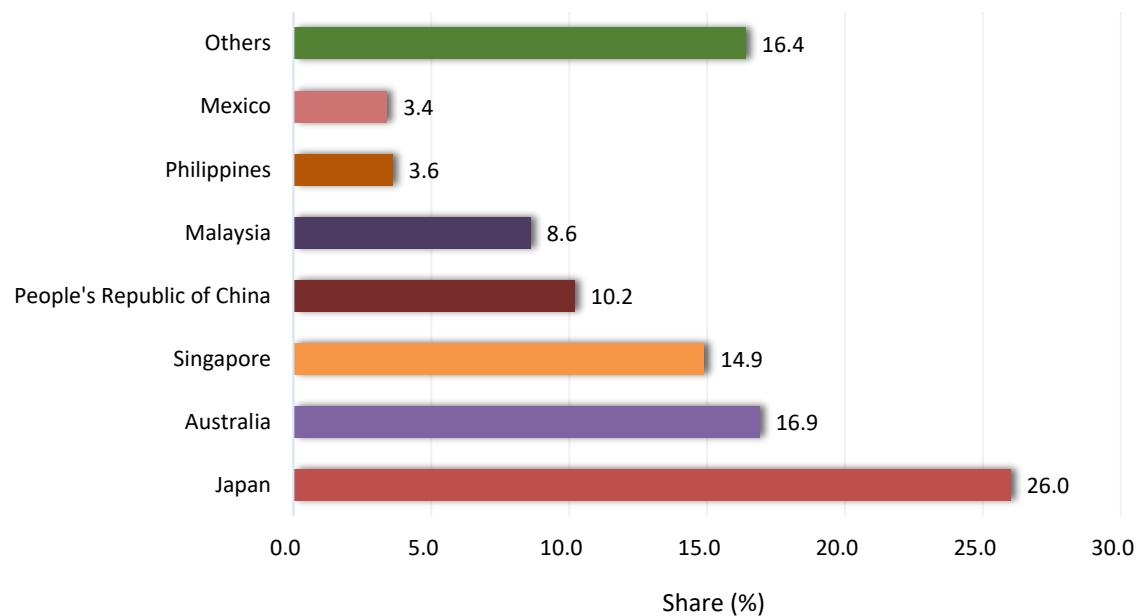
5. The five main imports by commodity for January 2023 were Mineral Fuels (66.0 per cent), followed by Machinery and Transport Equipment at (12.3 per cent), Food (9.0 per cent), Chemicals (4.4 per cent), and Manufactured Goods (4.0 per cent).

Five Main Imports by Commodity



6. The main export markets in January 2023 was Japan (26.0 per cent), followed by Australia (16.9 per cent), and Singapore (14.9 per cent). The largest export commodity to Japan, Australia and Singapore was Mineral Fuels.

Share of Exports by Trading Partner



7. *The biggest import partner were Malaysia (25.2 per cent), followed by United Arab Emirates (16.9 per cent) and People's Republic of China (14.2 per cent), with Mineral Fuels as the largest import commodity.*
8. *63.2 per cent of imports were used as Intermediate Goods for processing, followed by Capital Goods (33.0 per cent) for business operations and Consumption Goods (3.8 per cent) for household use.*
9. *In terms of month-on-month changes, compared to December 2022, total trade rose at a minimal rate of 0.02 per cent due to an increase in export by 1.4 per cent. However, it was offset by a decline in import by 2.5 per cent.*
10. *The month-to-month increase in export value was mainly due to an increase in Chemicals exports from the downstream petrochemical industry. Meanwhile, the decline in Chemical was the main contributor to the decreased value of imports.*
11. *95.1 per cent of trade by value was delivered through sea transport. This was followed by air transport by 3.8 per cent and via land by 1.1 per cent.*
12. *The International Merchandise Trade Statistics report for January 2023 can be accessed through the DEPS's website at <https://deps.mofe.gov.bn>*