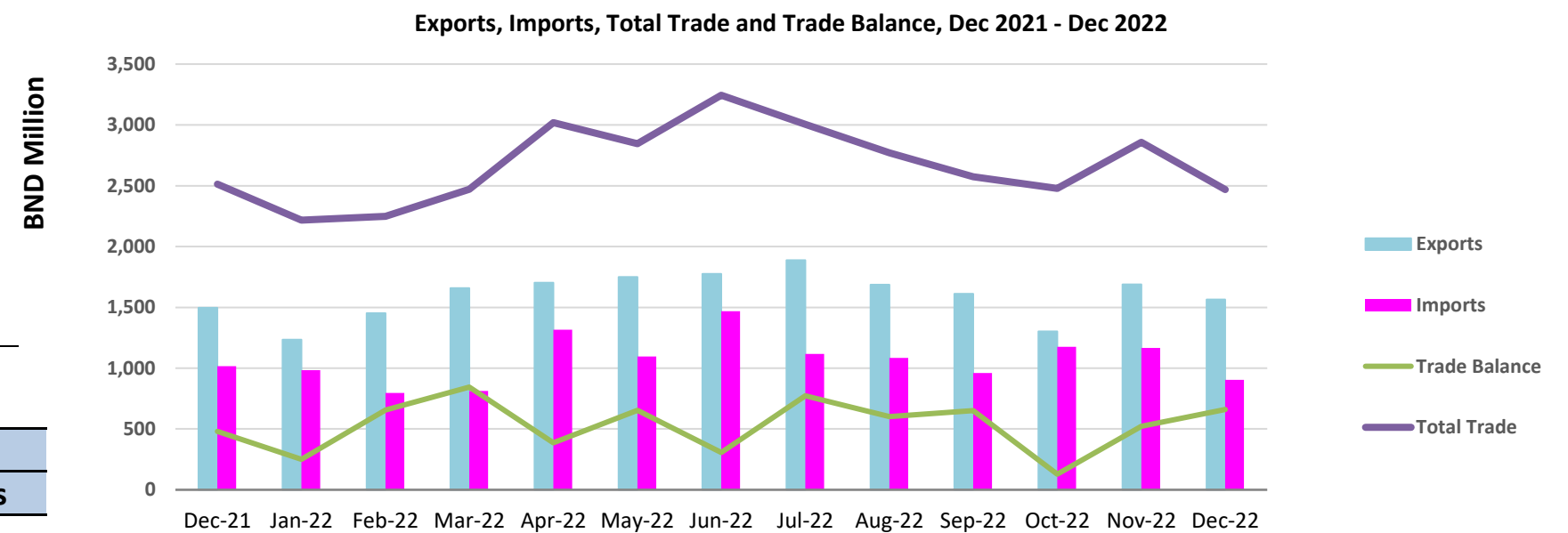


# INTERNATIONAL MERCHANDISE TRADE STATISTICS, DECEMBER 2022



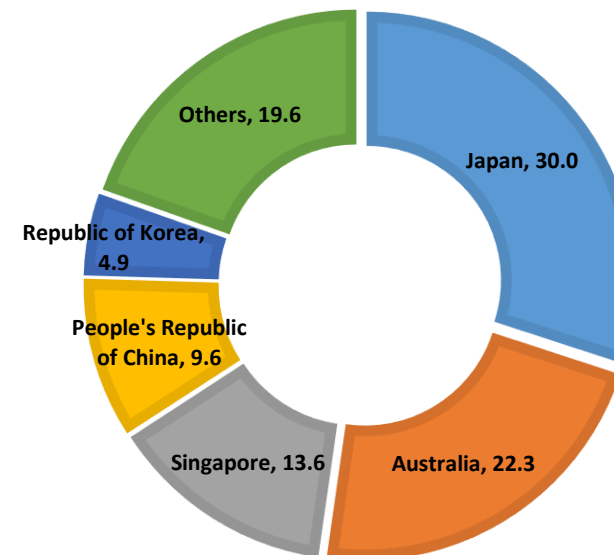
BND Million	Dec, 2021	Nov, 2022	Dec, 2022 <sup>P</sup>
<b>Total Trade</b>	<b>2,513.8</b>	<b>2,856.8</b>	<b>2,468.6</b>
<b>Exports</b>	<b>1,497.2</b>	<b>1,689.6</b>	<b>1,564.0</b>
<b>Imports</b>	<b>1,016.6</b>	<b>1,167.2</b>	<b>904.6</b>
<b>Trade Balance</b>	<b>480.6</b>	<b>522.4</b>	<b>659.4</b>



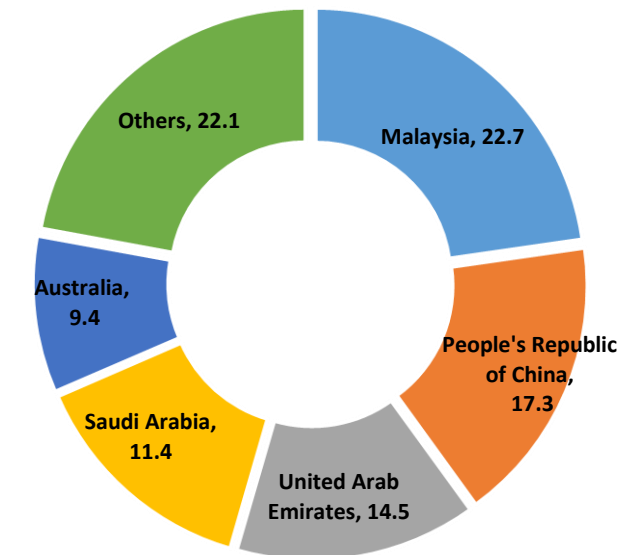
## Exports and Imports by Commodity Sections, December 2022

Section	Value (BND Million)	
	Exports	Imports
Food	4.3	62.7
Beverages and Tobacco	0.0	4.9
Crude Materials Inedible	1.5	2.6
Mineral Fuels	1,308.0	575.4
Animal and Vegetable Oils and Fats	0.0	2.5
Chemicals	225.4	72.6
Manufactured Goods	10.0	56.3
Machinery and Transport Equipment	11.0	93.9
Miscellaneous Manufactured Articles	3.2	31.7
Miscellaneous Transactions	0.6	2.0
<b>Total</b>	<b>1,564.0</b>	<b>904.6</b>

## Share of Exports by Trading Partners



## Share of Imports by Trading Partners

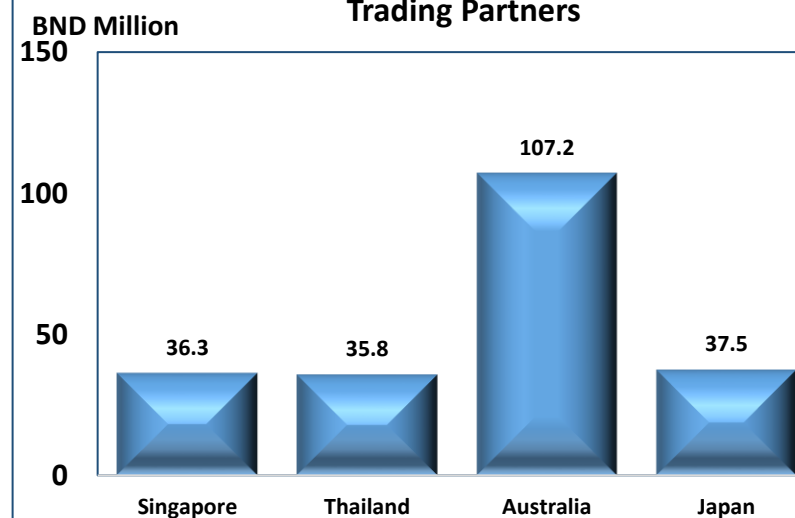


## Major Exports, December 2022

	Month & Year			Change (%)	
	Dec-21	Nov-22	Dec22 <sup>P</sup>	Dec-22 <sup>P</sup> Dec-21 (y-o-y)	Nov-22 Nov-22 (m-o-m)
<b>Exports</b>	<b>1,497.2</b>	<b>1,689.6</b>	<b>1,564.0</b>	<b>4.5</b>	<b>-7.4</b>
<i>Of which</i>					
<b>Major exports</b>	<b>1,226.1</b>	<b>1,328.3</b>	<b>1,307.9</b>	<b>6.7</b>	<b>-1.5</b>
<b>Crude Oil:</b>					
Value (BND million)	305.0	327.5	216.8	-28.9	-33.8
Volume (kbbbl/day)	92.90	79.18	58.55	-37.0	-26.1
Price (USD/bbl)	77.63	99.23	88.34	13.8	-11.0
<b>LNG</b>					
Value (BND million)	399.6	412.0	502.9	25.9	22.1
Volume (MMBtu/day)	846,746	663,621	751,236	-11.3	13.2
Price (USD/MMBtu)	11.17	15.00	16.00	43.3	6.7
<b>Other Petroleum and Gas Product</b>	<b>521.5</b>	<b>588.8</b>	<b>588.2</b>	<b>12.8</b>	<b>-0.1</b>

Notes: p = provisional  
YTD = Year to Date  
kbbbl = thousand barrels  
y-o-y = year-on-year  
Total Trade = Exports + Imports  
MMBtu = million metric British thermal units  
m-o-m = month-on-month  
Trade Balance = Exports - Imports

## Exports of Crude Oil by Trading Partners



## Exports of Liquefied Natural Gas by Trading Partners

