



# **SIARAN MEDIA**

## *MEDIA RELEASE*

### **PERANGKAAN PERDAGANGAN BARANGAN**

### **ANTARABANGSA**

### *INTERNATIONAL MERCHANDISE TRADE STATISTICS (IMTS)*

**MEI**

**MAY**

**2022**



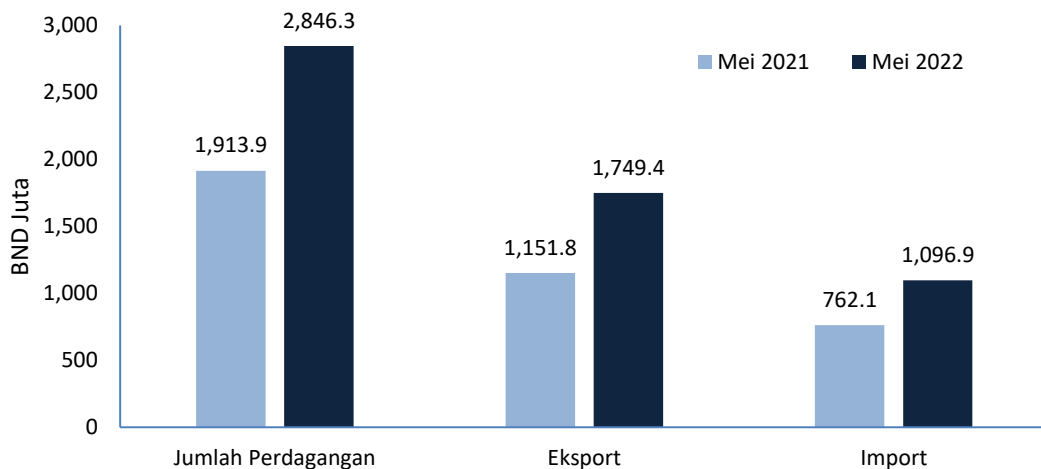
**SIARAN MEDIA  
JABATAN PERANCANGAN EKONOMI DAN STATISTIK  
KEMENTERIAN KEWANGAN DAN EKONOMI**

**PERANGKAAAN PERDAGANGAN BARANGAN ANTARABANGSA  
MEI 2022**

**NILAI EKSPORT BAHAN API GALIAN MENINGKATKAN JUMLAH PERDAGANGAN  
PADA BULAN MEI 2022**

1. Pada bulan Mei 2022, Negara Brunei Darussalam telah mencatatkan nilai jumlah perdagangan sebanyak BND2,846.3 juta, iaitu peningkatan sebanyak 48.7 peratus daripada BND1,913.9 juta pada bulan yang sama tahun 2021. Manakala, bagi perubahan bulan-ke-bulan, jumlah perdagangan bagi bulan Mei 2022 menurun sebanyak 5.7 peratus berbanding dengan bulan April 2022.

**Prestasi Perdagangan Bagi Negara Brunei Darussalam**



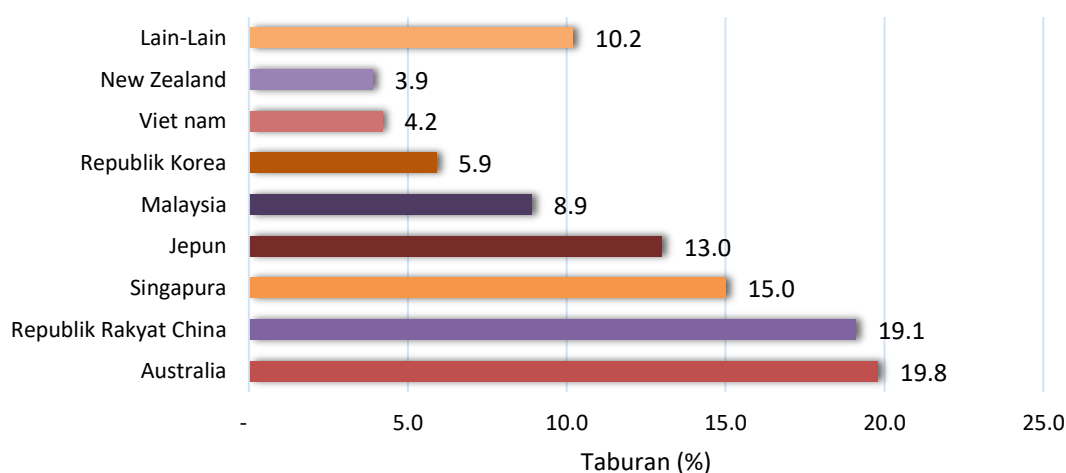
2. Jumlah eksport meningkat sebanyak 51.9 peratus kepada BND1,749.4 juta pada bulan Mei 2022 berbanding BND1,151.8 juta pada bulan Mei 2021. Ini terutamanya disebabkan oleh peningkatan eksport Bahan Api Galian kepada BND1,362.5 juta (Mei 2022) daripada BND840.8 juta (Mei 2021). Di samping itu juga, eksport Bahan Kimia meningkat kepada BND360.1 juta pada bulan Mei 2022 daripada BND227.2 juta di bulan yang sama pada tahun 2021.

3. Peningkatan eksport Bahan Api Galian didorong oleh peningkatan nilai eksport Minyak Mentah, Gas Cecair Asli (LNG) dan Produk Petroleum. Peningkatan eksport minyak mentah dan LNG adalah terutamanya disebabkan oleh peningkatan harga purata. Pada bulan Mei 2022, harga purata minyak mentah telah meningkat sebanyak 69.5 peratus kepada USD118.56 setong daripada USD69.96 setong pada bulan Mei 2021. Manakala bagi LNG, ianya telah meningkat sebanyak 58.6 peratus kepada USD12.70 per MMBtu pada bulan Mei 2022 daripada USD8.01 per MMBtu pada bulan Mei 2021. Bagi eksport produk petroleum, ianya telah mencatatkan peningkatan kepada BND707.4 juta daripada BND400.1 juta berbanding bulan Mei 2021, yang mana komoditi utama adalah bahan api diesel automotif.

	Harga (USD)		Perubahan Mei 2022 / Mei 2021 (%)
	Mei 2021	Mei 2022	
Minyak mentah (setong)	69.96	118.56	69.5
Gas Cecair Asli (LNG) (per MMBtu)	8.01	12.70	58.6

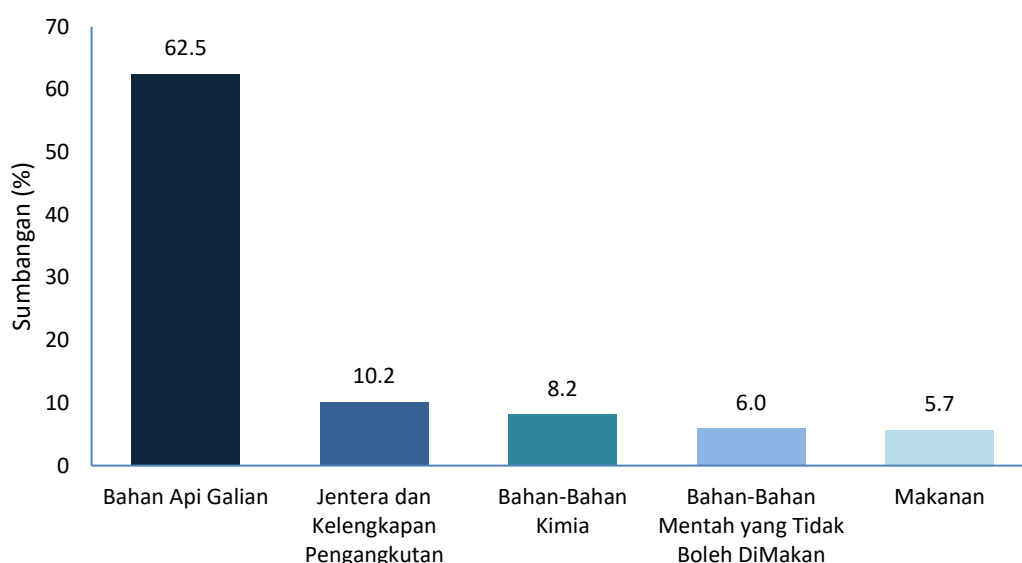
4. Dari segi komoditi eskport, Bahan Api Galian merupakan penyumbang utama kepada eksport Negara Brunei Darussalam iaitu 77.9 peratus, diikuti dengan Bahan-Bahan Kimia (20.6 peratus) dan Jentera dan Kelengkapan Pengangkutan (0.4 peratus).
5. Pasaran eksport utama pada bulan Mei 2022 adalah Australia dengan 19.8 peratus, diikuti oleh Republik Rakyat China (19.1 peratus), dan Singapura (15.0 peratus). Komoditi eksport terbesar ke negara Australia dan Singapura adalah Bahan Api Galian, manakala, ke negara Republik Rakyat China adalah Bahan-Bahan Kimia.

### Peratus Taburan Eksport Mengikut Rakan Dagangan



6. Bagi import pula, jumlah nilai menunjukkan peningkatan kepada BND1,096.9 juta (Mei 2022) daripada BND762.1 juta (Mei 2021) terutamanya disebabkan oleh peningkatan import Bahan Api Galian.
7. Lima komoditi import utama pada bulan ini adalah Bahan Api Galian dengan 62.5 peratus diikuti oleh Jentera dan Kelengkapan Pengangkutan (10.2 peratus), Bahan-Bahan Kimia (8.2 peratus), Bahan-Bahan Mentah Tidak Boleh Dimakan (6.0 peratus) dan Makanan (5.7 peratus).

### Lima Komoditi Import Utama



8. Kebanyakan import negara iaitu sebanyak 59.2 peratus adalah digunakan sebagai Barangan Perantara bagi pemprosesan diikuti oleh Barangan Modal (37.4 peratus) bagi operasi perniagaan dan Barangan Penggunaan (3.4 peratus) bagi kegunaan isi rumah.
9. Dari segi import mengikut rakan dagangan, sumbangan terbesar adalah dari Malaysia dengan 30.4 peratus, diikuti oleh Kazakhstan (14.7 peratus) dan Arab Saudi (13.3 peratus) dengan komoditi import terbesar adalah Bahan Api Galian.
10. Mengikut mod pengangkutan, pada bulan Mei 2022, peratus yang tertinggi bagi kedua-dua eksport dan import adalah mod pengangkutan laut berjumlah BND2,719.3 juta atau 95.5 peratus. Ini diikuti oleh pengangkutan udara (BND98.7 juta atau 3.5 peratus) dan melalui darat (BND28.3 juta atau 1.0 peratus).
11. Laporan Perangkaan Perdagangan Barangan Antarabangsa bagi bulan Mei 2022 boleh didapati melalui laman sesawang JPES di <https://deps.mofe.gov.bn>.



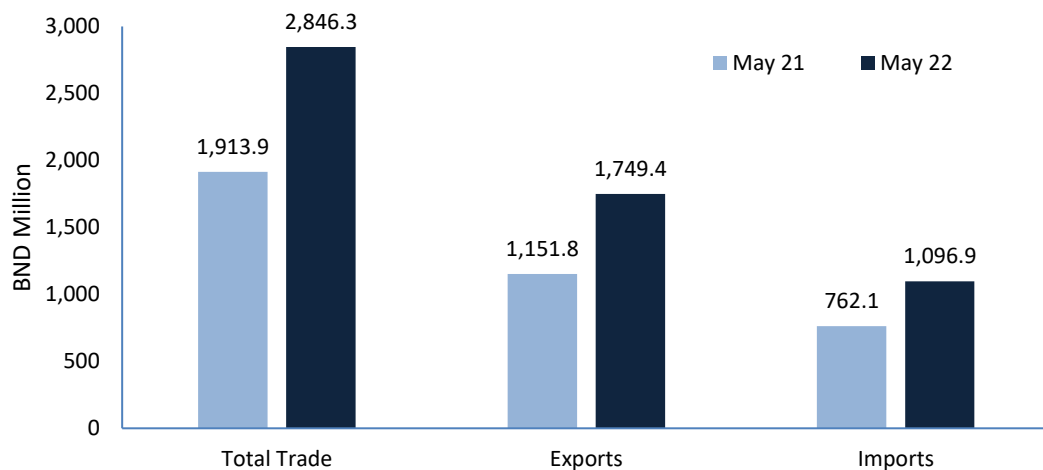
**MEDIA RELEASE**  
**DEPARTMENT OF ECONOMIC PLANNING AND STATISTICS**  
**MINISTRY OF FINANCE AND ECONOMY**

**INTERNATIONAL MERCHANDISE TRADE STATISTICS (IMTS)**  
**MAY 2022**

**MINERAL FUELS EXPORT VALUE BOOSTED TOTAL TRADE IN MAY 2022**

1. In May 2022, Brunei Darussalam's total trade was valued at BND2,846.3 million, an increase by 48.7 per cent from BND1,913.9 million during the same month 2021. Meanwhile, for month-to-month changes, total trade for May 2022 decreased by 5.7 per cent compared to April 2022.

**Brunei Darussalam's Trade Performance**



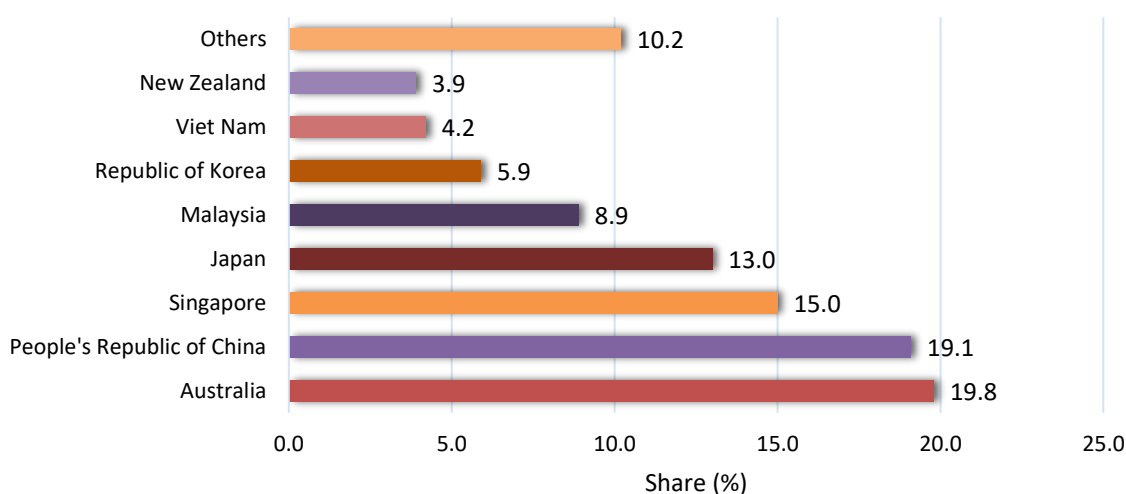
2. Total exports increased by 51.9 per cent from BND1,749.4 million in May 2022 compared to BND1,151.8 million in May 2021. This was mainly due to the increase in Mineral Fuels exports to BND1,362.5 million (May 2022) from BND840.8 million (May 2021). In addition, Chemicals exports increased to BND360.1 million in May 2022 from BND227.2 million in the same month of 2021.

3. The increase in Mineral Fuels exports was mainly due to the higher export value of Crude oil, Liquefied Natural Gas (LNG) and Petroleum Products. The increase in Crude Oil and LNG export was mainly due to the increase in average price. In May 2022, average price of Crude Oil increased by 69.5 percent to USD118.56 per barrel from USD69.96 per barrel in May 2021. Meanwhile, LNG export value increased by 58.6 percent to USD12.70 per MMBtu in May 2022 from USD8.01 per MMBtu in May 2021. For the petroleum products export, it recorded an increased to BND707.4 million from BND400.1 million in May 2021, which the main commodity was automotive diesel fuels.

	Price (USD)		Changes May 2022 / May 2021 (%)
	May 2021	May 2022	
Crude Oil (per barrel)	69.96	118.56	69.5
Liquefied Natural Gas (LNG) (per MMBtu)	8.01	12.70	58.6

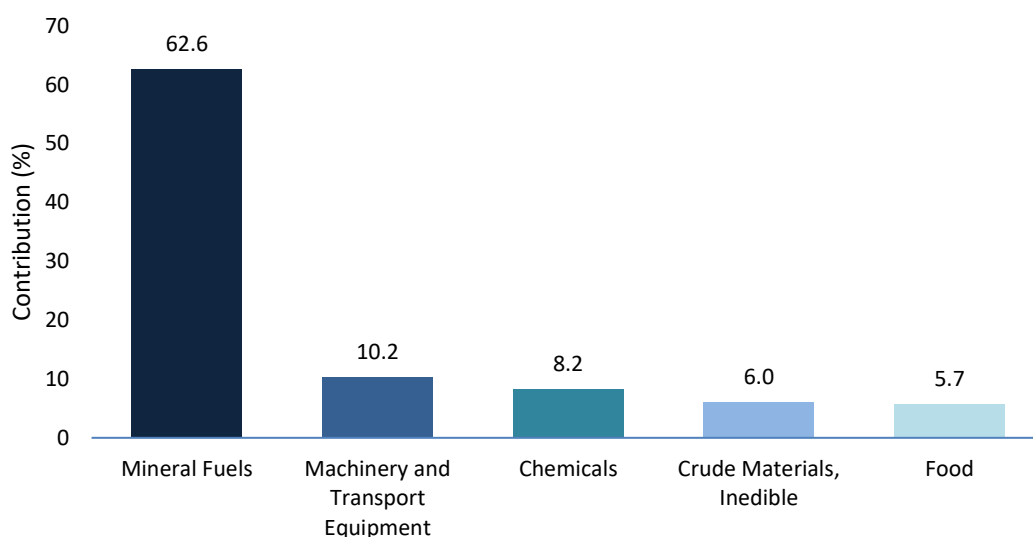
4. In terms of export commodity, Mineral Fuels represents the major contributor to Brunei Darussalam's exports at 77.9 per cent, followed by Chemicals (20.6 per cent), and Machinery and Transport Equipment (0.4 per cent).
5. The main exports market in May 2022 was Australia at 19.8 per cent, followed by People's Republic of China (19.1 per cent), and Singapore (15.0 per cent). The largest export commodity to Australia and Singapore was Mineral Fuels, meanwhile, to People's Republic of China was Chemicals.

### Share of Exports by Trading Partners



6. For imports, the total value increased to BND1,096.9 million (May 2022) from BND762.1 million (May 2021) mainly due to a significant increase in imports of Mineral Fuels.
7. The five main imports by commodity were Mineral Fuels with 62.5 per cent, followed by Machinery and Transport Equipment at (10.2 per cent), Chemicals at (8.2 per cent), Crude Materials, Inedible (6.0 per cent) and Foods (5.7 per cent).

### Five Main Imports by Commodity



8. Most of the country's imports which was about 59.2 per cent are used as Intermediate Goods for processing followed by Capital Goods (37.4 per cent) for business operations and Consumption Goods (3.4 per cent) for household use.
9. For imports by trading partners, the highest share was from Malaysia at 30.4 per cent, respectively followed by Kazakhstan (14.7 per cent) and Saudi Arabia (13.3 per cent), with Mineral Fuels as the largest import commodity.
10. According to the mode of transport, in May 2022, the highest share for both exports and imports was transport by sea, which amounted to BND2,719.3 million or 95.5 per cent. This was followed by air transport (BND98.7 million or 3.5 per cent) and via land (BND28.3 million or 1.0 per cent).
11. The International Merchandise Trade Statistics report for May 2022 is available from the DEPS's website at <https://deps.mofe.gov.bn>.