



SIARAN MEDIA

MEDIA RELEASE

PERANGKAAAN PERDAGANGAN BARANGAN

ANTARABANGSA

INTERNATIONAL MERCHANDISE TRADE STATISTICS (IMTS)

DISEMBER

DECEMBER

2022

Jabatan Perancangan Ekonomi dan Statistik
Kementerian Kewangan dan Ekonomi
Negara Brunei Darussalam

*Department of Economic Planning and Statistics
Ministry of Finance and Economy
Brunei Darussalam*



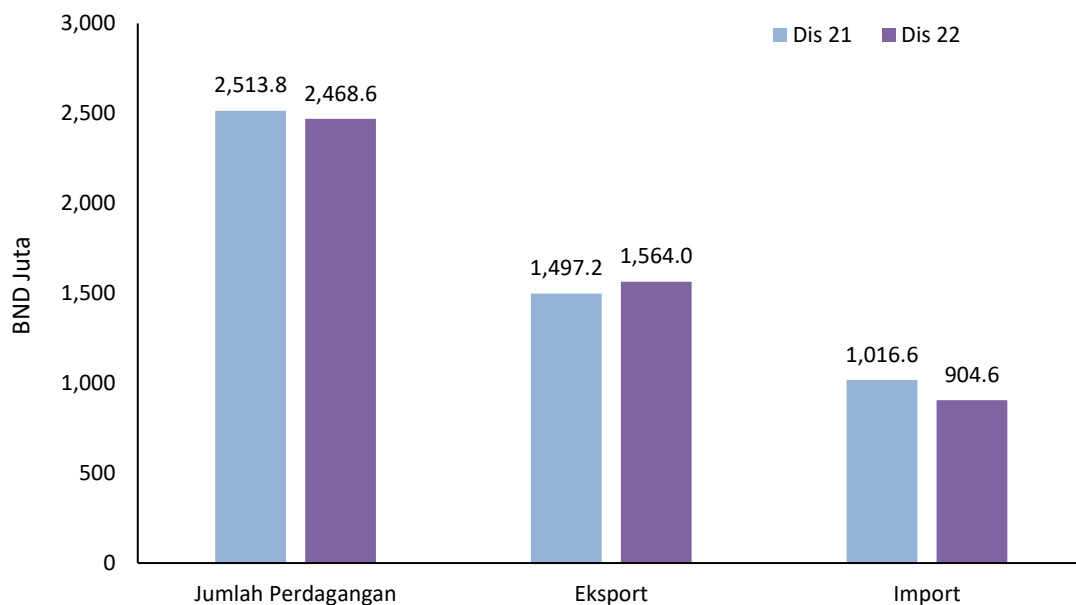
**SIARAN MEDIA
JABATAN PERANCANGAN EKONOMI DAN STATISTIK
KEMENTERIAN KEWANGAN DAN EKONOMI**

**PERANGKAAAN PERDAGANGAN BARANGAN
ANTARABANGSA DISEMBER 2022**

**JUMLAH PERDAGANGAN MENURUN SEBANYAK 1.8 PERATUS
TAHUN-KE-TAHUN**

1. Jumlah perdagangan tahun-ke-tahun menurun sebanyak 1.8 peratus daripada BND2,513.8 juta pada bulan Disember 2021 kepada BND2,468.6 juta pada bulan Disember 2022. Penurunan ini didorong oleh penurunan nilai import sebanyak 11.0 peratus daripada BND1,016.6 juta kepada BND904.6 juta, terutamanya disebabkan oleh penurunan import Bahan Api Galian khususnya minyak mentah sebagai input pengeluaran bagi industri petrokimia hiliran.

Prestasi Perdagangan Tahun-ke-Tahun bagi Negara Brunei Darussalam



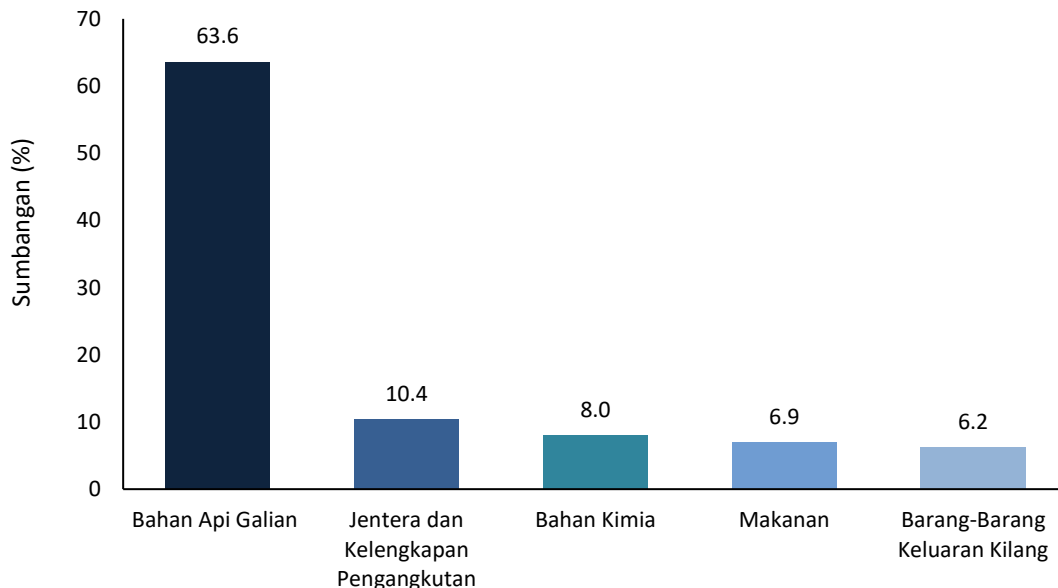
2. Manakala, jumlah eksport meningkat sebanyak 4.5 peratus tahun-ke-tahun daripada BND1,497.2 juta pada bulan Disember 2021 kepada BND1,564.0 juta pada bulan Disember 2022. Ini terutamanya disebabkan oleh kenaikan eksport Bahan Api Galian daripada BND1,226.1 juta kepada BND1,308.0 juta dalam tempoh yang sama.

3. Peningkatan eksport Bahan Api Galian adalah didorong oleh peningkatan dalam nilai Gas Cecair Asli (LNG) dan Produk-Produk Petroleum. Peningkatan eksport LNG adalah terutamanya disebabkan oleh kenaikan harga eksport sebanyak 43.3 peratus daripada USD11.17 per MMBtu kepada USD16.00 per MMBtu. Selain daripada itu, eksport produk-produk petroleum telah mencatatkan peningkatan daripada BND521.5 juta kepada BND588.2 juta, yang mana komoditi utama adalah bahan api diesel automotif.

	Harga (USD)		Perubahan Disember 2022 / Disember 2021 %
	Disember 2021	Disember 2022	
Gas Cecair Asli per MMBtu	11.17	16.00	43.3

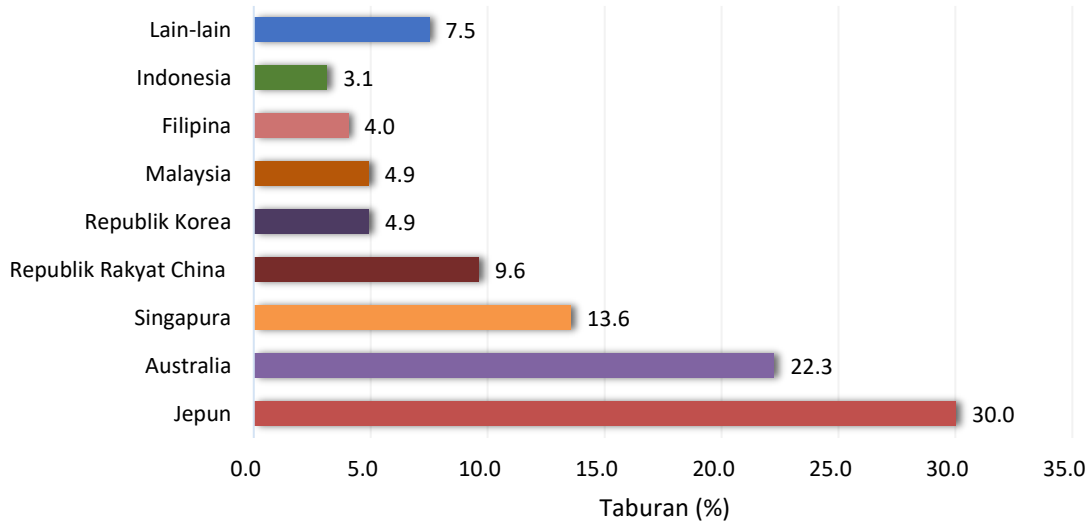
4. Dari segi komoditi eksport, Bahan Api Galian merupakan penyumbang utama eksport Negara Brunei Darussalam iaitu sebanyak 83.6 peratus, diikuti dengan Bahan Kimia (14.4 peratus), dan Jentera dan Kelengkapan Pengangkutan (0.7 peratus).
5. Lima komoditi import utama pada bulan Disember 2022 adalah Bahan Api Galian (63.6 peratus), diikuti oleh Jentera dan Kelengkapan Pengangkutan (10.4 peratus), Bahan Kimia (8.0 peratus), Makanan (6.9 peratus), dan Barang-Barang Keluaran Kilang (6.2 peratus).

Lima Komoditi Import Utama



6. Pasaran eksport utama pada bulan Disember 2022 adalah Jepun (30.0 peratus), diikuti oleh Australia (22.3 peratus), dan Singapura (13.6 peratus). Komoditi eksport terbesar ke Jepun, Australia dan Singapura adalah Bahan Api Galian.

Peratus Taburan Eksport Mengikut Rakan Dagangan



7. Sumbangan terbesar rakan dagangan import adalah dari Malaysia (22.7 peratus), diikuti oleh Republik Rakyat China (17.3 peratus) dan Emiriah Arab Bersatu (14.5 peratus), dengan Bahan Api Galian sebagai komoditi import terbesar.
8. Kebanyakan import negara iaitu sebanyak 61.2 peratus adalah digunakan sebagai Barangan Perantaraan bagi pemprosesan, diikuti oleh Barangan Modal (35.2 peratus) bagi operasi perniagaan dan Barangan Penggunaan (3.6 peratus) bagi kegunaan isi rumah.
9. Bagi perubahan bulan-ke-bulan, berbanding bulan November 2022, jumlah perdagangan menurun sebanyak 13.6 peratus, disebabkan oleh penurunan kedua-dua jumlah eksport dan import.
10. Penurunan bulan-ke-bulan bagi jumlah eksport adalah terutamanya disebabkan oleh penurunan eksport Bahan Kimia daripada industri petrokimia hiliran. Manakala penurunan Bahan Api Galian adalah penyumbang utama kepada penurunan jumlah import.
11. Pengangkutan laut telah memberi sumbangan bahagian tertinggi bagi kedua-dua eksport dan import yang berjumlah BND2,357.5 juta atau 95.5 peratus. Ini diikuti oleh pengangkutan udara (BND81.1 juta atau 3.3 peratus) dan melalui darat (BND30.0 juta atau 1.2 peratus).

12. Bagi keseluruhan tahun 2022, nilai jumlah perdagangan adalah sebanyak BND32,198.5 juta, iaitu peningkatan sebanyak 35.0 peratus berbanding BND23,855.5 juta pada tahun 2021.
13. Imbangan perdagangan meningkat kepada BND6,432.9 juta berbanding BND4,412.1 juta pada tahun 2021, iaitu meningkat sebanyak 45.8 peratus tahun-ke-tahun. Peningkatan imbangan ini adalah disebabkan oleh peningkatan jumlah eksport yang lebih tinggi sebanyak 36.7 peratus kepada BND19,315.7 juta berbanding BND14,133.8 juta pada tahun 2021, walaupun jumlah import juga meningkat sebanyak 32.5 peratus daripada BND9,721.7 juta (2021) kepada BND12,882.8 juta pada tahun 2022. Peningkatan jumlah eksport dan import adalah terutamanya disebabkan oleh peningkatan Bahan Api Galian.
14. Laporan Perangkaan Perdagangan Barangan Antarabangsa bagi bulan Disember 2022 boleh didapati melalui laman sesawang JPES di <https://deps.mofe.gov.bn>.



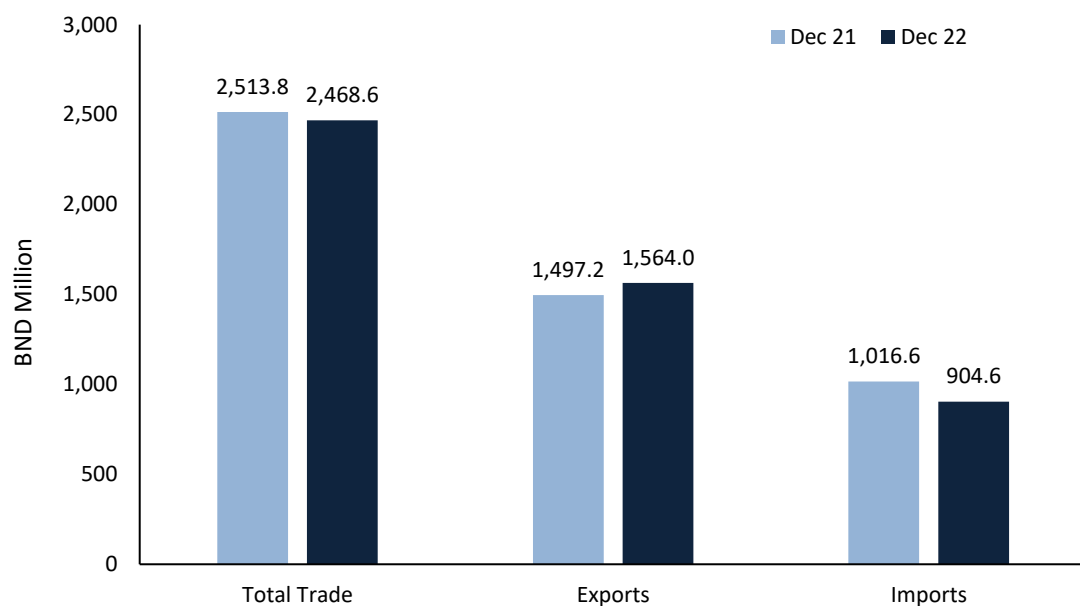
MEDIA RELEASE
DEPARTMENT OF ECONOMIC PLANNING AND STATISTICS
MINISTRY OF FINANCE AND ECONOMY

INTERNATIONAL MERCHANDISE TRADE STATISTICS (IMTS)
DECEMBER 2022

TOTAL TRADE FELL BY 11.8 PER CENT YEAR-ON-YEAR

1. The total trade year-on-year recorded a decrease of 1.8 per cent from BND2,513.8 million in December 2021 to BND2,468.6 million in December 2022. This decrease was due to a decline in import value by 11.0 per cent from BND1,016.6 million to BND904.6 million, mainly due to a decrease in imports of Mineral Fuels particularly crude oil as a production input for the downstream petrochemical industry.

Brunei Darussalam's Year-on-Year Trade Performance



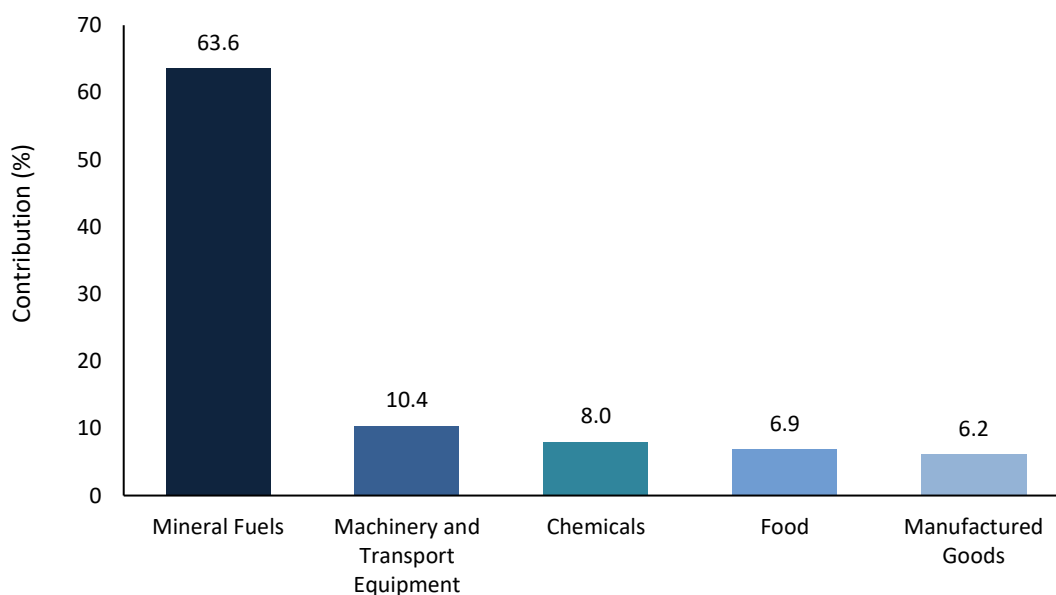
2. Meanwhile, total exports increased by 4.5 per cent year-on-year from BND1,497.2 million in December 2021 to BND1,564.0 million in December 2022. This was mainly due to the increase in Mineral Fuels exports from BND1,226.1 million to BND1,308.0 million in the same period.

3. The increase in Mineral Fuels exports was mainly due to the higher export value of Liquefied Natural Gas (LNG) and Petroleum Products. The increase in exports of LNG was mainly due to a rise in its exports price by 43.3 per cent from USD11.17 per MMBtu to USD16.00 per MMBtu. In addition, Petroleum Products exports, recorded an increase from BND521.5 million to BND588.2 million, in which the main commodity was automotive diesel fuels.

	Price (USD)		Changes December 2022 / December 2021 %
	December 2021	December 2022	
Liquefied Natural Gas (LNG) per MMBtu	11.17	16.00	43.3

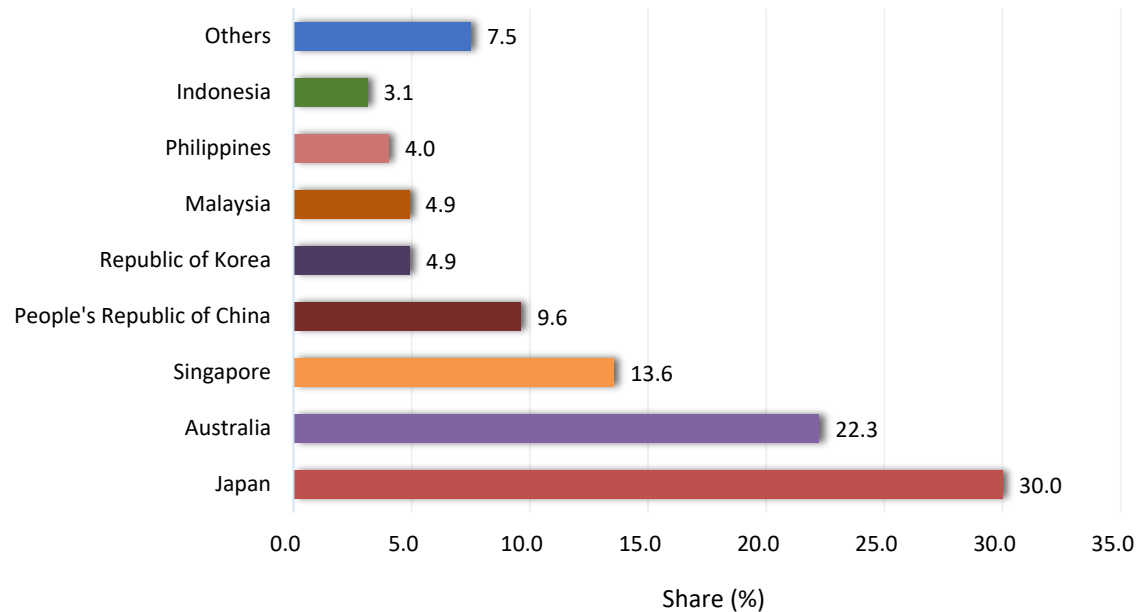
4. In terms of commodity, Mineral Fuels represented the major contributor to Brunei Darussalam's exports at 83.6 per cent, followed by Chemicals (14.4 per cent), and Machinery and Transport Equipment (0.7 per cent).
5. The five main imports by commodity for December 2022 were Mineral Fuels (63.6 per cent), followed by Machinery and Transport Equipment at (10.4 per cent), Chemicals (8.0 per cent), Food (6.9 per cent), and Manufactured Goods (6.2 per cent).

Five Main Imports by Commodity



6. The main exports market in December 2022 was Japan (30.0 per cent), followed by Australia (22.3 per cent), and Singapore (13.6 per cent). The largest export commodity to Japan, Australia and Singapore was Mineral Fuels.

Share of Exports by Trading Partner



7. The biggest import partner were Malaysia (22.7 per cent), followed by People's Republic of China (17.3 per cent) and United Arab Emirates (14.5 per cent), with Mineral Fuels as the largest import commodity.
8. Most of the country's imports at 61.2 per cent were used as Intermediate Goods for processing, followed by Capital Goods (35.2 per cent) for business operations and Consumption Goods (3.6 per cent) for household use.
9. In terms of month-on-month changes, compared to November 2022, total trade fell by 13.6 per cent due to a decrease in both exports and imports value.
10. The month-to-month decrease in export value is mainly due to a decrease in Chemicals exports from the downstream petrochemical industry. Meanwhile, the decline in Mineral Fuels imports mainly contributed to the decreased value of imports.
11. Transport by sea accounted for the highest share for both exports and imports, which amounted to BND2,357.5 million or 95.5 per cent. This was followed by air transport (BND81.1 million or 3.3 per cent) and via land (BND30.0 million or 1.2 per cent).

12. *For the whole year 2022, the total trade was valued at BND32,198.5 million, an increase by 35.0 per cent compared to BND23,855.5 million in 2021.*
13. *Trade balance increased to BND6,432.9 million compared to BND4,412.1 million in 2021, which is an increase of 45.8 percent year-on-year. The increase in trade balance is due to a higher increase in total exports by 36.7 per cent to BND19,315.7 million compared to BND14,133.8 million in 2021, although the total imports also increased by 32.5 per cent from BND9,721.7 million (2021) to BND12,882.8 million in 2022. The increases in both total exports and imports were mainly due to an increase in Mineral Fuels.*
14. *The International Merchandise Trade Statistics report for December 2022 can be accessed through the DEPS's website at <https://deps.mofe.gov.bn>.*