



# **SIARAN MEDIA**

## *MEDIA RELEASE*

### **PERANGKAAAN PERDAGANGAN BARANGAN**

### **ANTARABANGSA**

### *INTERNATIONAL MERCHANDISE TRADE STATISTICS (IMTS)*

**NOVEMBER**

***NOVEMBER***

**2022**

Jabatan Perancangan Ekonomi dan Statistik  
Kementerian Kewangan dan Ekonomi  
Negara Brunei Darussalam

*Department of Economic Planning and Statistics  
Ministry of Finance and Economy  
Brunei Darussalam*



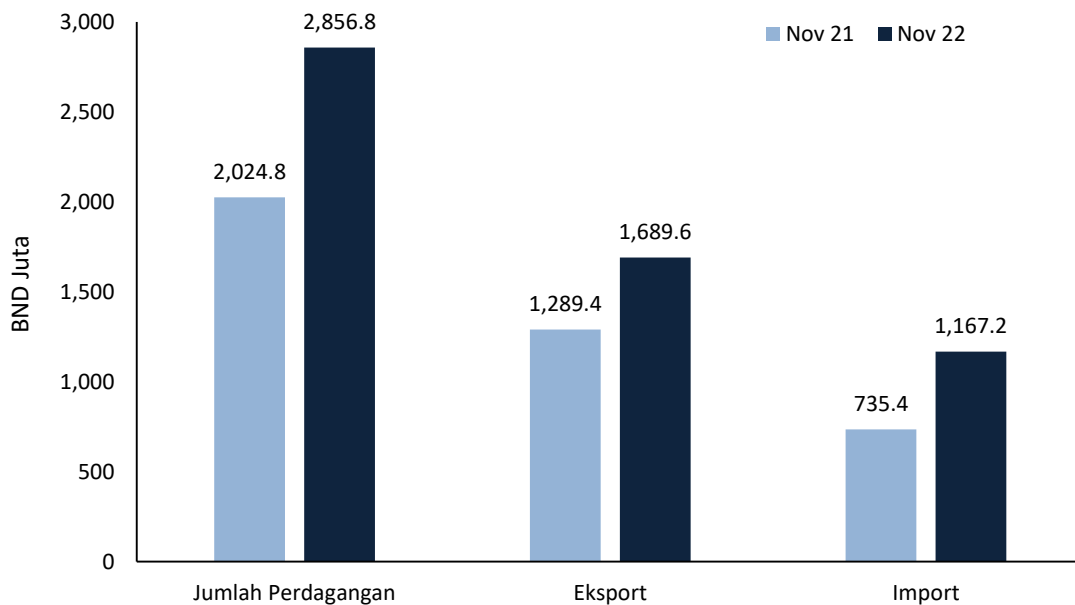
**SIARAN MEDIA  
JABATAN PERANCANGAN EKONOMI DAN STATISTIK  
KEMENTERIAN KEWANGAN DAN EKONOMI**

**PERANGKAAAN PERDAGANGAN BARANGAN ANTARABANGSA  
NOVEMBER 2022**

**Jumlah Perdagangan meningkat sebanyak 41.1 peratus pada bulan  
November 2022 berbanding November 2021**

1. Jumlah perdagangan meningkat sebanyak 41.1 peratus daripada BND2,024.8 juta pada bulan November 2021 kepada BND2,856.8 juta pada bulan November 2022, yang didorong oleh kenaikan dalam kedua-dua nilai eksport dan import antara tempoh tersebut.
2. Berbanding bulan Oktober 2022, jumlah perdagangan meningkat sebanyak 15.3 peratus, disebabkan oleh kenaikan jumlah eksport, terutamanya Bahan Api Galian.

**Prestasi Perdagangan Bagi Negara Brunei Darussalam**



3. Jumlah eksport meningkat sebanyak 31.0 peratus daripada BND1,289.4 juta pada bulan November 2021 kepada BND1,689.6 juta pada bulan November 2022. Ini terutamanya disebabkan oleh kenaikan eksport Bahan Api Galian daripada BND1,041.2 juta kepada BND1,332.8 juta dalam tempoh yang sama.
  
4. Peningkatan eksport Bahan Api Galian adalah didorong oleh peningkatan dalam nilai eksport Minyak Mentah, Gas Cecair Asli (LNG) dan Produk-Produk Petroleum. Peningkatan eksport Minyak Mentah adalah terutamanya disebabkan oleh peningkatan harga purata sebanyak 18.3 peratus daripada USD83.91 setong pada bulan November 2021 kepada USD99.23 setong pada bulan November 2022 dan juga peningkatan jumlah isipadu daripada 67.63 ribu tong sehari pada bulan November 2021 kepada 79.18 ribu tong sehari pada bulan November 2022. Manakala, peningkatan eksport LNG adalah terutamanya disebabkan oleh kenaikan harga eksport sebanyak 37.2 peratus daripada USD10.94 per MMBtu kepada USD15.00 per MMBtu. Bagi eksport produk-produk petroleum, ianya telah mencatatkan peningkatan daripada BND467.9 juta kepada BND588.8 juta, yang mana komoditi utama adalah bahan api diesel automotif.

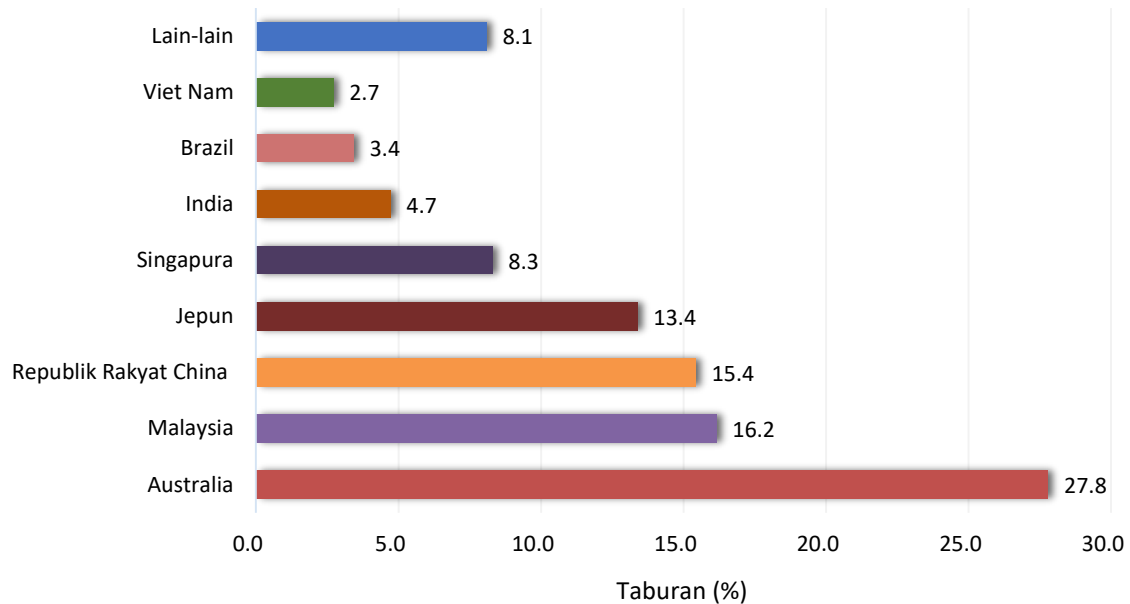
	Harga (USD)		Perubahan November 2022 / November 2021 %
	November 2021	November 2022	
Minyak mentah setong	83.91	99.23	18.3
Gas Cecair Asli per MMBtu	10.94	15.00	37.2

	Jumlah Isi Padu		Perubahan November 2022 / November 2021 %
	November 2021	November 2022	
Minyak mentah ribu tong sehari	67.63	79.18	17.1

5. Dari segi komoditi eksport, Bahan Api Galian merupakan penyumbang utama eksport Negara Brunei Darussalam iaitu sebanyak 78.9 peratus, diikuti dengan Bahan Kimia (18.9 peratus), dan Jentera dan Kelengkapan Pengangkutan (1.1 peratus).

6. Pasaran eksport utama pada bulan November 2022 adalah Australia (27.8 peratus), diikuti oleh Malaysia (16.2 peratus), dan Republik Rakyat China (15.4 peratus). Komoditi eksport terbesar ke Australia dan Malaysia adalah Bahan Api Galian, manakala Republik Rakyat China adalah Bahan Kimia.

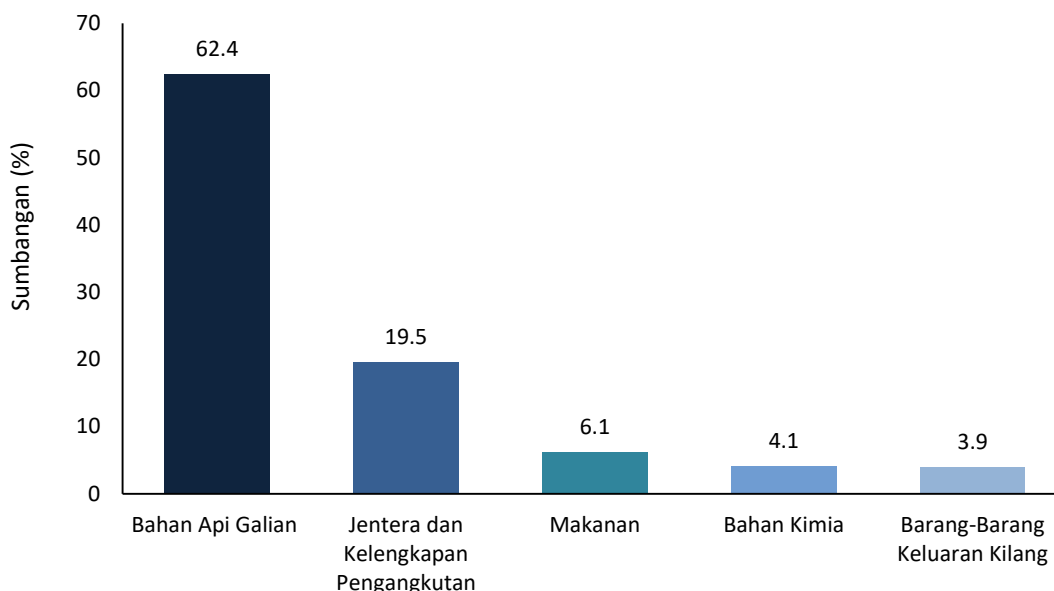
### Peratus Taburan Eksport Mengikut Rakan Dagangan



7. Jumlah nilai import meningkat daripada BND735.4 juta pada bulan November 2021 kepada BND1,167.2 juta pada bulan November 2022, terutamanya disebabkan oleh peningkatan import Bahan Api Galian khususnya minyak mentah sebagai input pengeluaran bagi industri petrokimia hiliran.

8. Lima komoditi import utama pada bulan November 2022 adalah Bahan Api Galian (62.4 peratus), diikuti oleh Jentera dan Kelengkapan Pengangkutan (19.5 peratus), Makanan (6.1 peratus), Bahan Kimia (4.1 peratus), dan Barang-Barang Keluaran Kilang (3.9 peratus).

### Lima Komoditi Import Utama



9. Sumbangan terbesar rakan dagangan import adalah dari Malaysia (22.1 peratus), diikuti oleh Emiriah Arab Bersatu (15.0 peratus) dan Qatar (12.1 peratus), dengan Bahan Api Galian sebagai komoditi import terbesar.
10. Kebanyakan import negara iaitu sebanyak 58.1 peratus adalah digunakan sebagai Barangan Perantara bagi pemprosesan, diikuti oleh Barangan Modal (38.4 peratus) bagi operasi perniagaan dan Barangan Penggunaan (3.5 peratus) bagi kegunaan isi rumah.
11. Pengangkutan laut telah memberi sumbangan bahagian tertinggi bagi kedua-dua eksport dan import yang berjumlah BND2,598.9 juta atau 91.0 peratus. Ini diikuti oleh pengangkutan udara (BND226.3 juta atau 7.9 peratus) dan melalui darat (BND31.5 juta atau 1.1 peratus).
12. Laporan Perangkaan Perdagangan Barangan Antarabangsa bagi bulan November 2022 boleh didapati melalui laman sesawang JPES di <https://deps.mofe.gov.bn>.



**MEDIA RELEASE**  
**DEPARTMENT OF ECONOMIC PLANNING AND STATISTICS**  
**MINISTRY OF FINANCE AND ECONOMY**

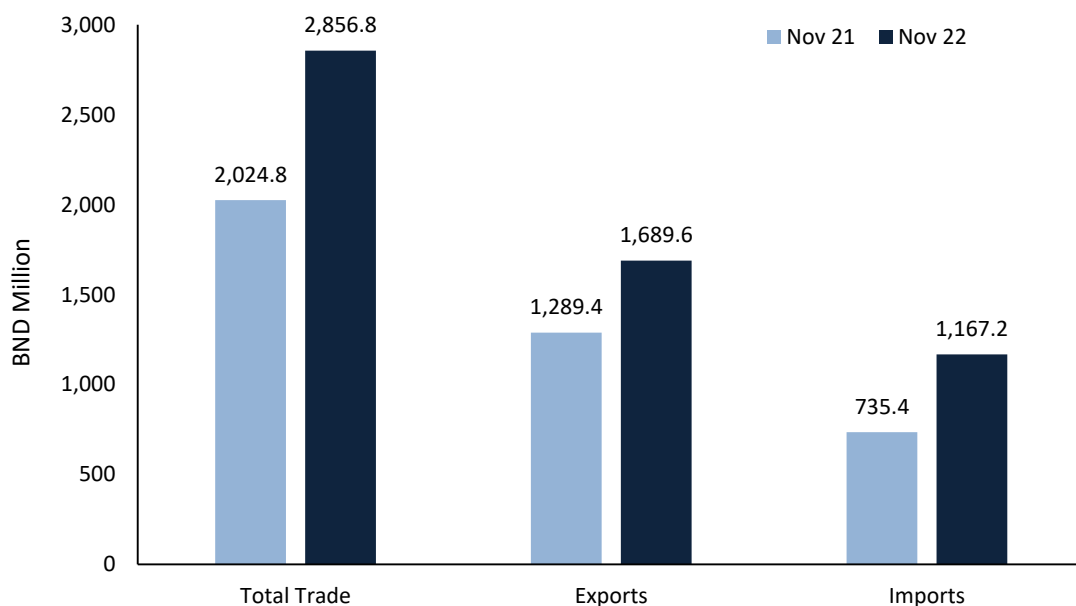
***INTERNATIONAL MERCHANDISE TRADE STATISTICS (IMTS)***  
***NOVEMBER 2022***

---

***Total Trade increased by 41.1 per cent in November 2022 compared to November 2021***

- 1. The total trade recorded an increase of 41.1 per cent from BND2,024.8 million in November 2021 to BND2,856.8 million in November 2022, contributed by a rise in both export and import value between this period.*
- 2. Compared to October 2022, total trade grew by 15.3 per cent due to an increase in exports, mainly Mineral Fuels.*

**Brunei Darussalam's Trade Performance**



3. Total exports increased by 31.0 per cent from BND1,289.4 million in November 2021 to BND1,689.6 million in November 2022. This was mainly due to the increase in Mineral Fuels exports from BND1,041.2 million to BND1,332.8 million in the same period.
4. The increase in Mineral Fuels exports was mainly due to the higher export value of Crude Oil, Liquefied Natural Gas (LNG) and Petroleum Products. The increase in Crude Oil export was mainly due to the increase in average price by 18.3 per cent from USD83.91 per barrel in November 2021 to USD99.23 per barrel in November 2022, as well as an increase in total volume to 79.18 thousand barrels per day (November 2022) from 67.63 thousand barrels per day (November 2021). Meanwhile, the increase in exports of LNG was mainly due to a rise in its exports price by 37.2 per cent from USD10.94 per MMBtu to USD15.00 per MMBtu. Petroleum Products exports, recorded an increase from BND467.9 million to BND588.8 million, in which the main commodity was automotive diesel fuels.

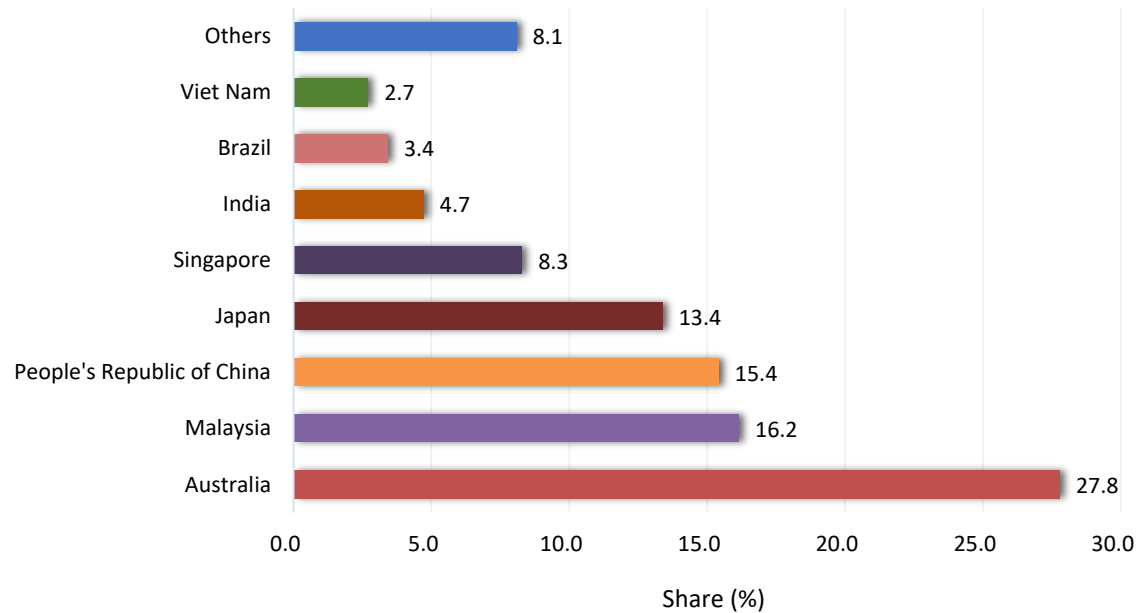
	Price (USD)		Changes November 2022 / November 2021 %
	November 2021	November 2021	
Crude Oil per barrel	83.91	99.23	18.3
Liquefied Natural Gas (LNG) per MMBtu	10.94	15.00	37.2

	Volume		Changes November 2022 / November 2021 %
	November 2021	November 2021	
Crude oil barrels per day	67.63	79.18	17.1

5. In terms of commodity, Mineral Fuels represented the major contributor to Brunei Darussalam's exports at 78.9 per cent, followed by Chemicals (18.9 per cent), and Machinery and Transport Equipment (1.1 per cent).

6. *The main exports market in November 2022 was Australia (27.8 per cent), followed by Malaysia (16.2 per cent), and People’s Republic of China (15.4 per cent). The largest export commodity to Australia and Malaysia was Mineral Fuels, whereas to People’s Republic of China was Chemicals.*

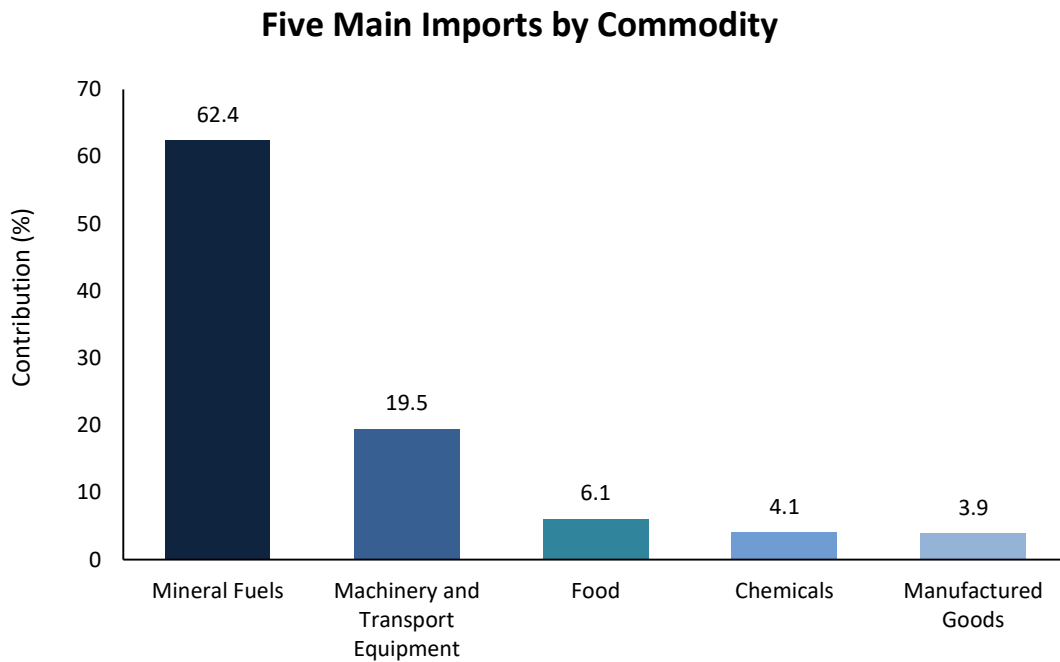
### Share of Exports by Trading Partners



7. *Total value of imports increased from BND735.4 million in November 2021 to BND1,167.2 million in November 2022, mainly due to an increase in imports of Mineral Fuels particularly crude oil as a production input for the downstream petrochemical industry.*



8. The five main imports by commodity for November 2022 were Mineral Fuels (62.4 per cent), followed by Machinery and Transport Equipment at (19.5 per cent), Food (6.1 per cent), Chemicals (4.1 per cent), and Manufactured Goods (3.9 per cent).



9. The biggest import partner were Malaysia (22.1 per cent), followed by United Arab Emirates (15.0 per cent) and Qatar (12.1 per cent), with Mineral Fuels as the largest import commodity.
10. Most of the country's imports at 58.1 per cent were used as Intermediate Goods for processing, followed by Capital Goods (38.4 per cent) for business operations and Consumption Goods (3.5 per cent) for household use.
11. Transport by sea accounted for the highest share for both exports and imports, which amounted to BND2,598.9 million or 91.0 per cent. This was followed by air transport (BND226.3 million or 7.9 per cent) and via land (BND31.5 million or 1.1 per cent).
12. The International Merchandise Trade Statistics report for November 2022 can be accessed through the DEPS's website at <https://deps.mofe.gov.bn>.