



SIARAN MEDIA

MEDIA RELEASE

PERANGKAAAN PERDAGANGAN BARANGAN

ANTARABANGSA

INTERNATIONAL MERCHANDISE TRADE STATISTICS (IMTS)

SEPTEMBER

SEPTEMBER

2022

Jabatan Perancangan Ekonomi dan Statistik
Kementerian Kewangan dan Ekonomi
Negara Brunei Darussalam

*Department of Economic Planning and Statistics
Ministry of Finance and Economy
Brunei Darussalam*



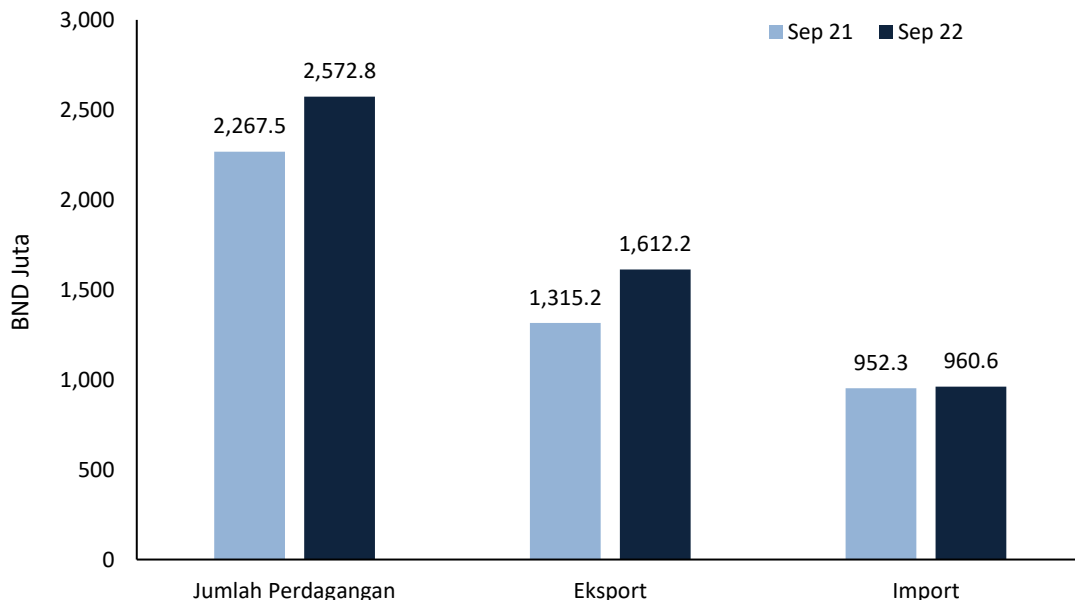
**SIARAN MEDIA
JABATAN PERANCANGAN EKONOMI DAN STATISTIK
KEMENTERIAN KEWANGAN DAN EKONOMI**

**PERANGKAAAN PERDAGANGAN BARANGAN ANTARABANGSA
SEPTEMBER 2022**

**JUMLAH PERDAGANGAN MENINGKAT SEBANYAK 13.5 PERATUS
PADA BULAN SEPTEMBER 2022 BERBANDING SEPTEMBER 2021**

1. Jumlah perdagangan meningkat sebanyak 13.5 peratus daripada BND2,267.5 juta pada bulan September 2021, kepada BND2,572.8 juta pada bulan September 2022, disumbangkan oleh kenaikan kedua-dua nilai eksport dan import antara tempoh tersebut.
2. Berbanding bulan Ogos 2022, jumlah perdagangan menurun sebanyak 7.2 peratus, disebabkan oleh penurunan jumlah eksport dan import terutamanya Bahan Api Galian.

Prestasi Perdagangan Bagi Negara Brunei Darussalam



3. Jumlah eksport meningkat sebanyak 22.6 peratus daripada BND1,315.2 juta pada bulan September 2021, kepada BND1,612.2 juta pada bulan September 2022. Ini terutamanya disebabkan oleh peningkatan eksport Bahan Api Galian daripada BND955.3 juta kepada BND1,372.0 juta dalam tempoh yang sama.

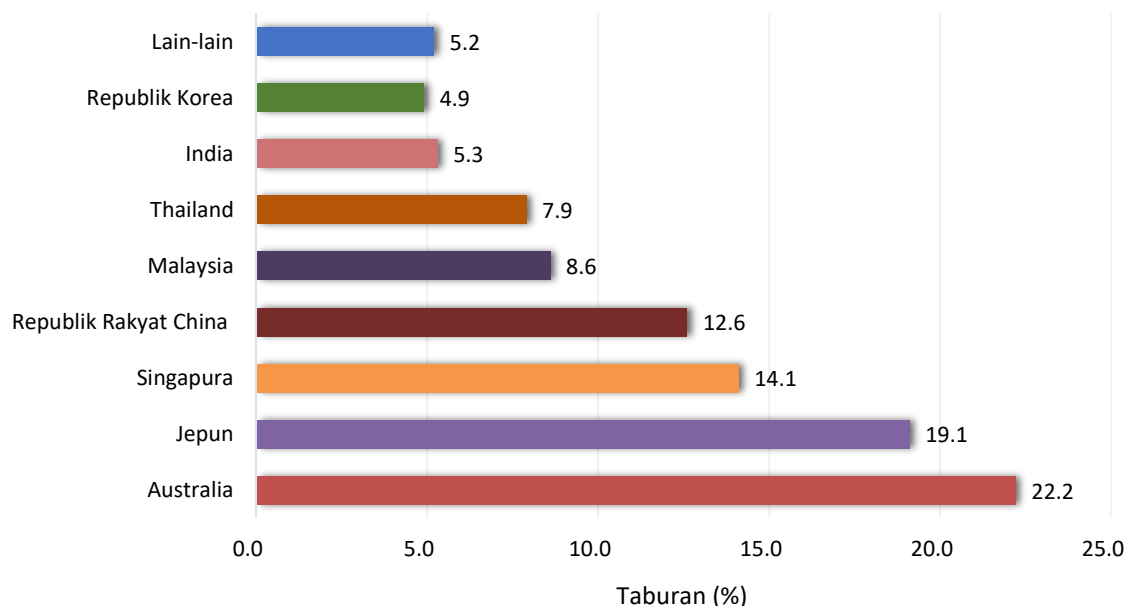
4. Peningkatan eksport Bahan Api Galian didorong oleh peningkatan nilai eksport Minyak Mentah, Gas Cecair Asli (LNG) dan Produk Petroleum. Peningkatan eksport Minyak Mentah terutamanya disebabkan oleh peningkatan harga purata sebanyak 33.8 peratus daripada USD76.67 setong pada bulan September 2021 kepada USD102.62 setong pada bulan September 2022. Manakala, peningkatan eksport Gas Cecair Asli disebabkan oleh kenaikan jumlah isipadu dan harga eksport masing-masing sebanyak 10.9 peratus dan 42.5 peratus. Bagi eksport produk petroleum, ianya telah mencatatkan peningkatan daripada BND392.8 juta kepada BND544.8 juta, yang mana komoditi utama adalah bahan api diesel automotif.

Perubahan Tahun ke Tahun

	Tahun & Bulan		Perubahan
	Sept-21	Sept-22 ^P	$\frac{\text{Sept-22}^{\text{P}}}{\text{Sept-21}}$ %
Harga (USD)			
Minyak Mentah setong	76.67	102.62	33.8
Gas Cecair Asli per MMBtu	11.42	16.27	42.5
Isi Padu			
Gas Cecair Asli per MMBtu sehari	642,317	712,524	10.9

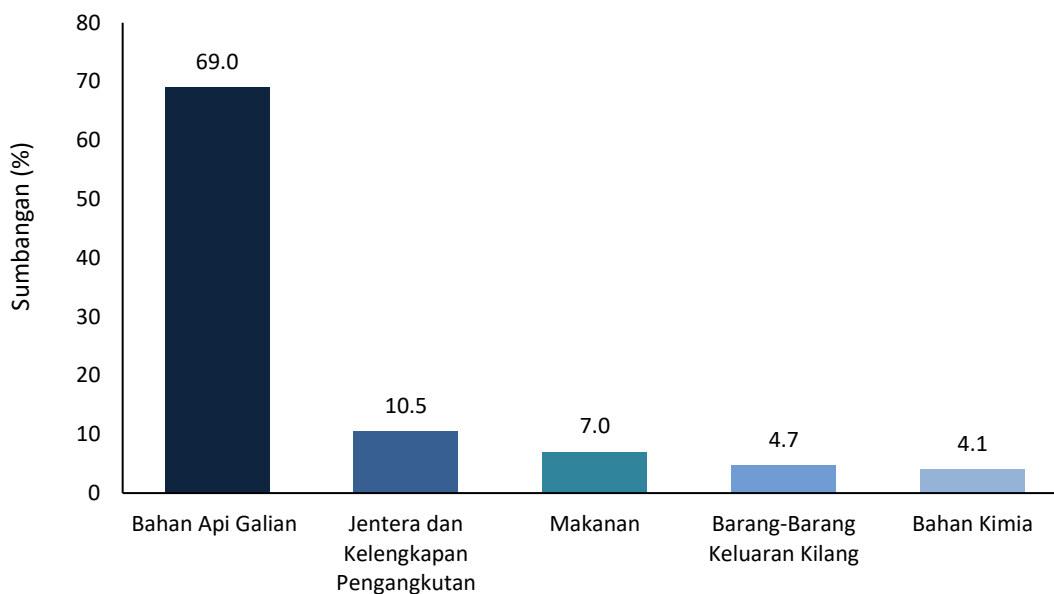
5. Dari segi komoditi eksport, Bahan Api Galian merupakan penyumbang utama kepada eksport Negara Brunei Darussalam iaitu 85.1 peratus, diikuti dengan Bahan Kimia (13.0 peratus) dan Jentera dan Kelengkapan Pengangkutan (0.7 peratus).
6. Pasaran eksport utama pada bulan September 2022 adalah Australia dengan 22.2 peratus, diikuti oleh Jepun (19.1 peratus), dan Singapura (14.1 peratus). Komoditi eksport terbesar ke negara Australia, Jepun dan Singapura adalah Bahan Api Galian.

Peratus Taburan Eksport Mengikut Rakan Dagangan



7. Jumlah nilai import meningkat daripada BND952.3 juta pada bulan September 2021 kepada BND960.6 juta pada bulan September 2022, terutamanya disebabkan oleh peningkatan import Bahan Api Galian sebagai input pengeluaran bagi industri petrokimia hiliran.
8. Lima komoditi import utama pada bulan ini adalah Bahan Api Galian dengan 69.0 peratus diikuti oleh Jentera dan Kelengkapan Pengangkutan (10.5 peratus), Makanan (7.0 peratus), Barang-Barang Keluaran Kilang (4.7 peratus) dan Bahan Kimia (4.1 peratus).

Lima Komoditi Import Utama



9. Sumbangan terbesar rakan dagangan import adalah dari Malaysia dengan 26.2 peratus, diikuti oleh Arab Saudi (15.1 peratus) dan Emiriah Arab Bersatu (15.0 peratus) dengan komoditi import terbesar adalah Bahan Api Galian.
10. Kebanyakan import negara iaitu sebanyak 61.4 peratus adalah digunakan sebagai Barangan Perantaraan bagi pemprosesan diikuti oleh Barangan Modal (35.3 peratus) bagi operasi perniagaan dan Barangan Penggunaan (3.3 peratus) bagi kegunaan isi rumah.
11. Pengangkutan melalui laut menyumbangkan bahagian tertinggi bagi kedua-kedua eksport dan import berjumlah BND2,475.7 juta atau 96.2 peratus. Ini diikuti oleh pengangkutan udara (BND58.8 juta atau 2.3 peratus) dan melalui darat (BND38.3 juta atau 1.5 peratus).
12. Laporan Perangkaan Perdagangan Barangan Antarabangsa bagi bulan September 2022 boleh didapati melalui laman sesawang JPES di <https://deps.mofe.gov.bn>.



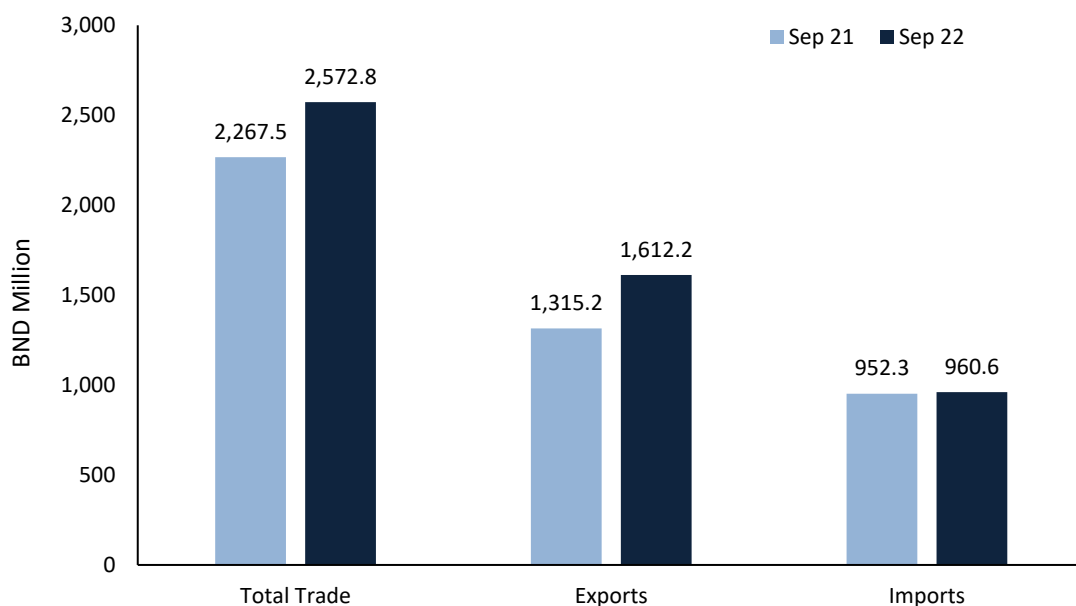
MEDIA RELEASE
DEPARTMENT OF ECONOMIC PLANNING AND STATISTICS
MINISTRY OF FINANCE AND ECONOMY

INTERNATIONAL MERCHANDISE TRADE STATISTICS (IMTS)
SEPTEMBER 2022

TOTAL TRADE INCREASED BY 13.5 PER CENT IN SEPTEMBER 2022
COMPARED TO SEPTEMBER 2021

1. The total trade recorded an increase of 13.5 per cent from BND2,267.5 million in September 2021 to BND2,572.8 million in September 2022, contributed by a rise in both export and import value between those periods.
2. Compared to August 2022, total trade fell 7.2 per cent due to a fall in exports and imports value, mainly Mineral Fuels.

Brunei Darussalam's Trade Performance



3. Total exports increased by 22.6 per cent from BND1,315.2 million in September 2021, to BND1,612.2 million in September 2022. This was mainly due to the increase in Mineral Fuels exports from BND955.3 million to BND1,372.0 million in the same period.

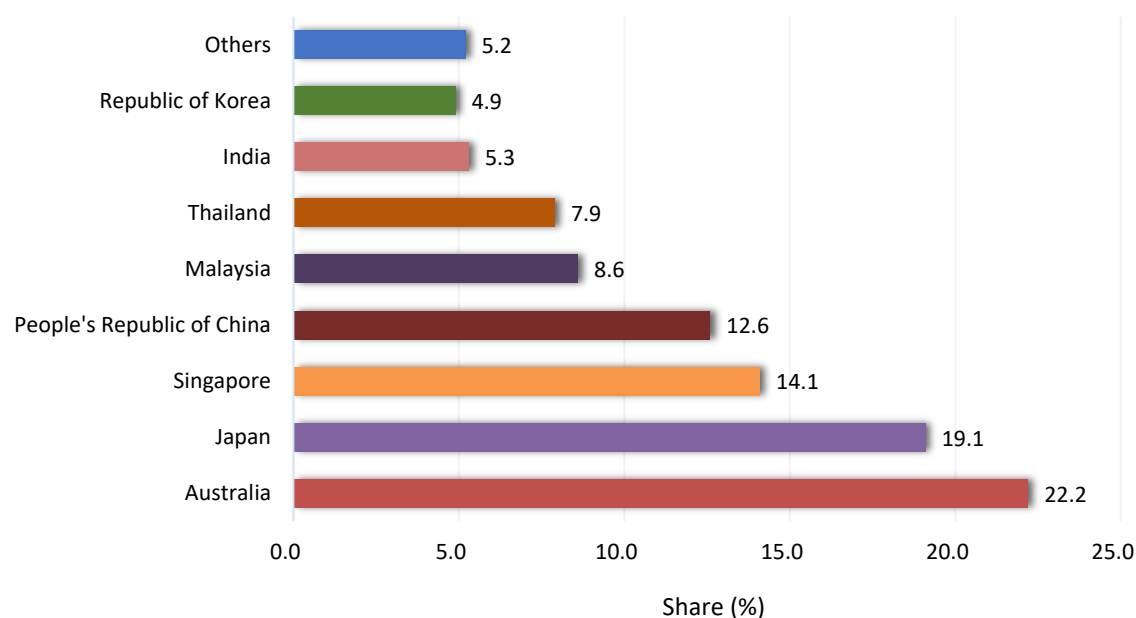
4. The increase in Mineral Fuels exports was mainly due to the higher export value of Crude Oil, Liquefied Natural Gas (LNG) and Petroleum Products. The increase in Crude Oil export was mainly due to the increase in average price by 33.8 per cent from USD76.67 per barrel in September 2021 to USD102.62 per barrel in September 2022. Meanwhile, the increase in exports of LNG was due to a rise in both exports volume and price by 10.9 per cent and 42.5 per cent, respectively. Petroleum Products exports, recorded an increase from BND392.8 million to BND544.8 million, in which the main commodity was automotive diesel fuels.

Year on Year Change

	Month & Year		Change
	Sept-21	Sept-22 ^P	$\frac{\text{Sept-22}^{\text{P}}}{\text{Sept-21}}$ %
Price (USD)			
Crude Oil per barrel	76.67	102.62	33.8
Liquefied Natural Gas (LNG) per MMBtu	11.42	16.27	42.5
Volume			
Liquefied Natural Gas (LNG) MMBtu per day	642,317	712,524	10.9

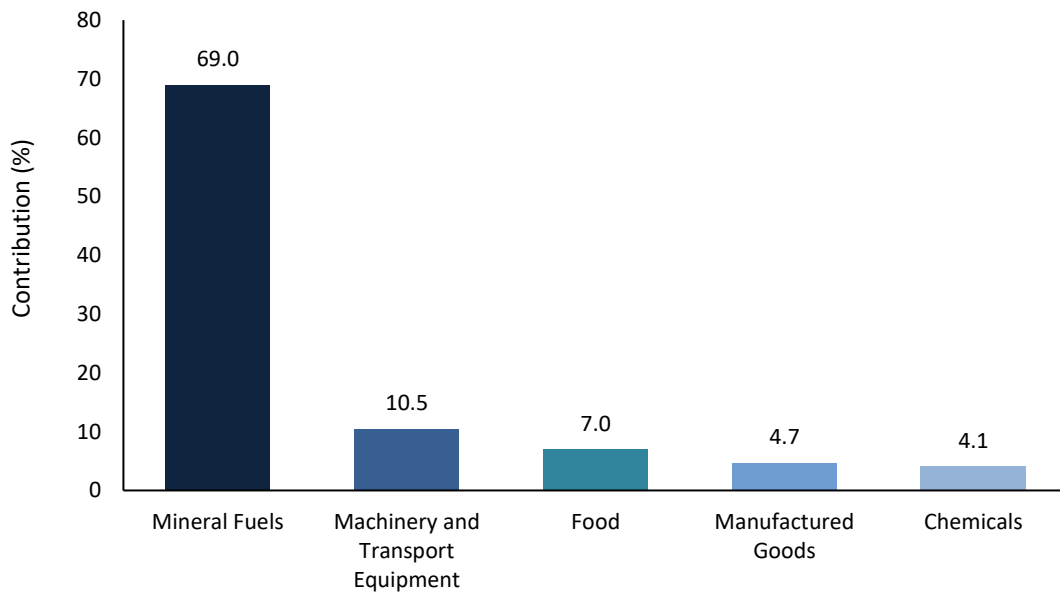
5. In terms of commodity, Mineral Fuels represents the major contributor to Brunei Darussalam's exports at 85.1 per cent, followed by Chemicals (13.0 per cent), and Machinery and Transport Equipment (0.7 per cent).
6. The main exports market in September 2022 was Australia at 22.2 per cent, followed by Japan (19.1 per cent), and Singapore (14.1 per cent). The largest export commodity to Australia, Japan and Singapore was Mineral Fuels.

Share of Exports by Trading Partners



7. Total value of imports increased from BND952.3 million in September 2021 to BND960.6 million in September 2022, mainly due to a significant increase in imports of Mineral Fuels particularly crude oil as production input for the downstream petrochemical industry.
8. The five main imports by commodity this month were Mineral Fuels with 69.0 per cent, followed by Machinery and Transport Equipment at (10.5 per cent), Food (7.0 per cent), Manufactured Goods (4.7 per cent) and Chemicals (4.1 per cent).

Five Main Imports by Commodity



9. The biggest import partner by share was Malaysia at 26.2 per cent, followed by Saudi Arabia (15.1 per cent) and United Arab Emirates (15.0 per cent), with Mineral Fuels as the largest import commodity.
10. Most of the country's imports at 61.4 per cent are used as Intermediate Goods for processing, followed by Capital Goods (35.3 per cent) for business operations and Consumption Goods (3.3 per cent) for household use.
11. Transport by sea accounted for the highest share for both exports and imports, which amounted to BND2,475.7 million or 96.2 per cent. This was followed by air transport (BND58.8 million or 2.3 per cent) and via land (BND38.3 million or 1.5 per cent).
12. The International Merchandise Trade Statistics report for September 2022 can be accessed through the DEPS's website at <https://deps.mofe.gov.bn>.