



# **SIARAN MEDIA**

## *MEDIA RELEASE*

### **PERANGKAAAN PERDAGANGAN BARANGAN**

### **ANTARABANGSA**

### *INTERNATIONAL MERCHANDISE TRADE STATISTICS (IMTS)*

**OGOS**

***AUGUST***

**2022**

Jabatan Perancangan Ekonomi dan Statistik  
Kementerian Kewangan dan Ekonomi  
Negara Brunei Darussalam

*Department of Economic Planning and Statistics  
Ministry of Finance and Economy  
Brunei Darussalam*

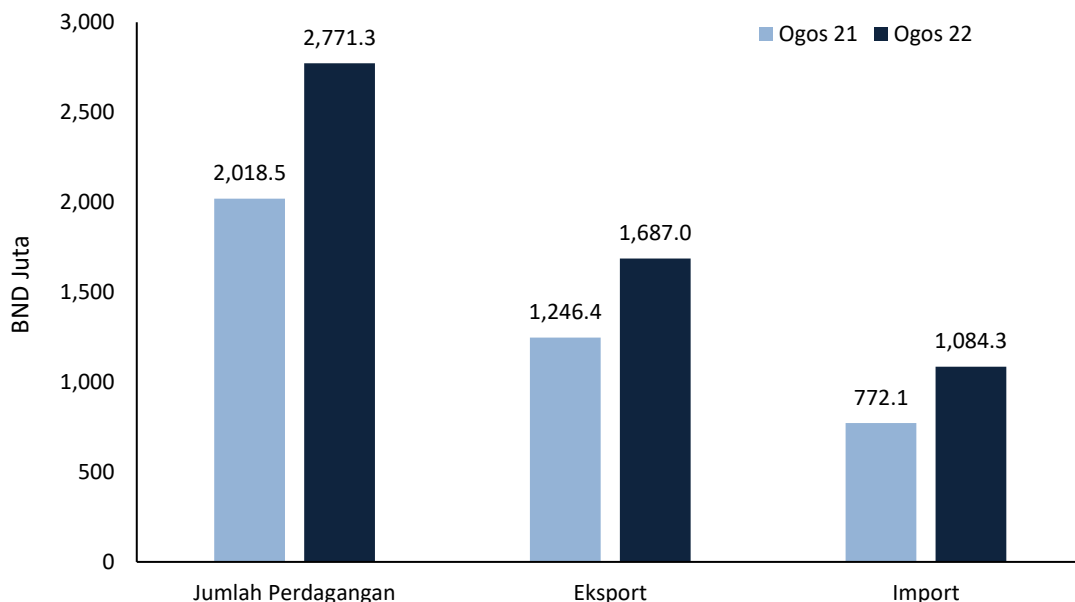


**SIARAN MEDIA**  
**JABATAN PERANCANGAN EKONOMI DAN STATISTIK**  
**KEMENTERIAN KEWANGAN DAN EKONOMI**  
**PERANGKAAAN PERDAGANGAN BARANGAN ANTARABANGSA**  
**OGOS 2022**

**JUMLAH EKSPORT MENINGKAT SEBANYAK 37.3 PERATUS PADA**  
**BULAN OGOS 2022 BERBANDING OGOS 2021**

1. Jumlah perdagangan meningkat sebanyak 37.3 peratus daripada BND2,018.5 juta pada bulan Ogos 2021, kepada BND2,771.3 juta pada bulan Ogos 2022, disumbangkan oleh kenaikan kedua-dua nilai eksport dan import antara tempoh tersebut.
2. Berbanding bulan Julai 2022, jumlah perdagangan menurun sebanyak 7.8 peratus, disebabkan oleh penurunan jumlah eksport dan import terutamanya Bahan Api Galian.

**Prestasi Perdagangan Bagi Negara Brunei Darussalam**



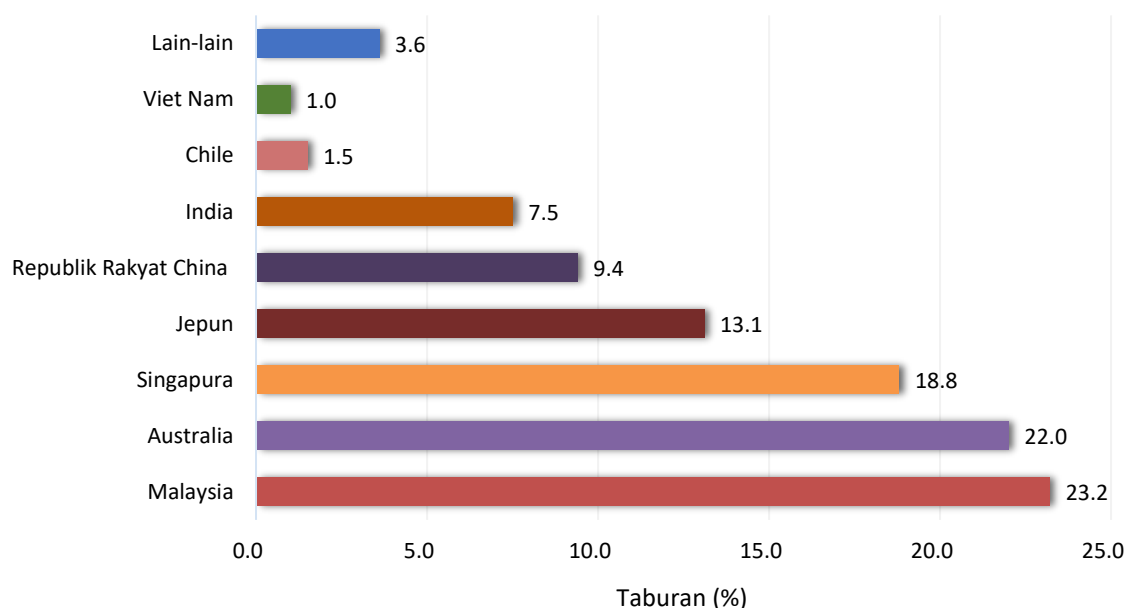
3. Jumlah eksport meningkat sebanyak 35.3 peratus daripada BND1,246.4 juta pada bulan Ogos 2021, kepada BND1,687.0 juta pada bulan Ogos 2022. Ini terutamanya disebabkan oleh peningkatan eksport Bahan Api Galian daripada BND1,013.4 juta kepada BND1,405.5 juta dalam tempoh yang sama. Di samping itu juga, eksport Bahan Kimia meningkat daripada BND213.1 juta kepada BND250.0 juta dalam tempoh yang sama.

4. Peningkatan eksport Bahan Api Galian didorong oleh peningkatan nilai eksport Minyak Mentah, Gas Cecair Asli (LNG) dan Produk Petroleum. Peningkatan eksport Minyak Mentah terutamanya disebabkan oleh peningkatan harga purata sebanyak 53.6 peratus daripada USD72.79 setong pada bulan Ogos 2021 kepada USD111.81 setong pada bulan Ogos 2022. Manakala, peningkatan eksport Gas Cecair Asli juga disebabkan oleh kenaikan harga eksport sebanyak 53.1 peratus daripada USD9.92 per MMBtu kepada USD15.19 per MMBtu. Bagi eksport produk petroleum, ianya telah mencatatkan peningkatan daripada BND400.7 juta kepada BND756.8 juta, yang mana komoditi utama adalah bahan api diesel automotif.

	Harga (USD)		Perubahan Ogos 2022 / Ogos 2021 (%)
	Ogos 2021	Ogos 2022	
Minyak mentah (setong)	72.79	111.81	53.6
Gas Cecair Asli (Per MMBtu)	9.92	15.19	53.1

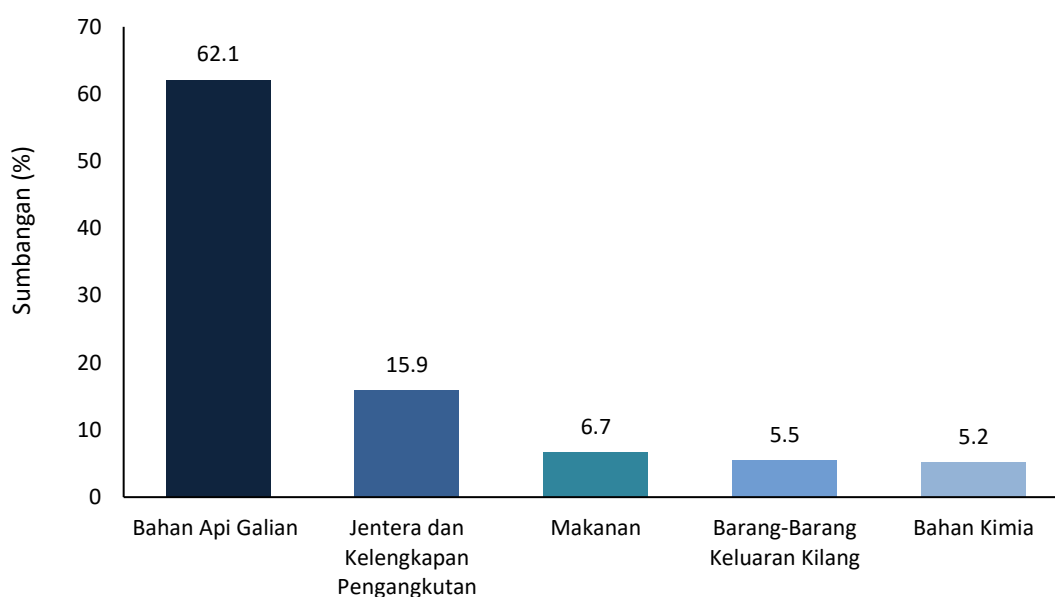
5. Dari segi komoditi eksport, Bahan Api Galian merupakan penyumbang utama kepada eksport Negara Brunei Darussalam iaitu 83.3 peratus, diikuti dengan Bahan Kimia (14.8 peratus) dan Jentera dan Kelengkapan Pengangkutan (0.7 peratus).
6. Pasaran eksport utama pada bulan Ogos 2022 adalah Malaysia dengan 23.2 peratus, diikuti oleh Australia (22.0 peratus), dan Singapura (18.8 peratus). Komoditi eksport terbesar ke negara Malaysia, Australia dan Singapura adalah Bahan Api Galian.

### Peratus Taburan Eksport Mengikut Rakan Dagangan



7. Jumlah nilai import meningkat daripada BND772.1 juta pada bulan Ogos 2021 kepada BND1,084.3 juta pada bulan Ogos 2022, terutamanya disebabkan oleh peningkatan import Bahan Api Galian sebagai input pengeluaran bagi industri petrokimia hiliran.
8. Lima komoditi import utama pada bulan ini adalah Bahan Api Galian dengan 62.1 peratus diikuti oleh Jentera dan Kelengkapan Pengangkutan (15.9 peratus), Makanan (6.7 peratus), Barang-Barang Keluaran Kilang (5.5 peratus) dan Bahan Kimia (5.2 peratus).

### Lima Komoditi Import Utama



9. Sumbangan terbesar rakan dagangan import adalah dari Malaysia dengan 41.2 peratus, diikuti oleh Emiriah Arab Bersatu (13.7 peratus) dan Republik Rakyat China (11.2 peratus) dengan komoditi import terbesar adalah Bahan Api Galian.
10. Kebanyakan import negara iaitu sebanyak 59.0 peratus adalah digunakan sebagai Barangan Perantara bagi pemprosesan diikuti oleh Barangan Modal (37.5 peratus) bagi operasi perniagaan dan Barangan Penggunaan (3.5 peratus) bagi kegunaan isi rumah.
11. Pengangkutan melalui laut menyumbangkan bahagian tertinggi bagi kedua-dua eksport dan import berjumlah BND2,605.8 juta atau 94.0 peratus. Ini diikuti oleh pengangkutan udara (BND133.7 juta atau 4.8 peratus) dan melalui darat (BND31.7 juta atau 1.1 peratus).
12. Laporan Perangkaan Perdagangan Barangan Antarabangsa bagi bulan Ogos 2022 boleh didapati melalui laman sesawang JPES di [deps.mofe.gov.bn](https://deps.mofe.gov.bn).



**MEDIA RELEASE**  
**DEPARTMENT OF ECONOMIC PLANNING AND STATISTICS**  
**MINISTRY OF FINANCE AND ECONOMY**

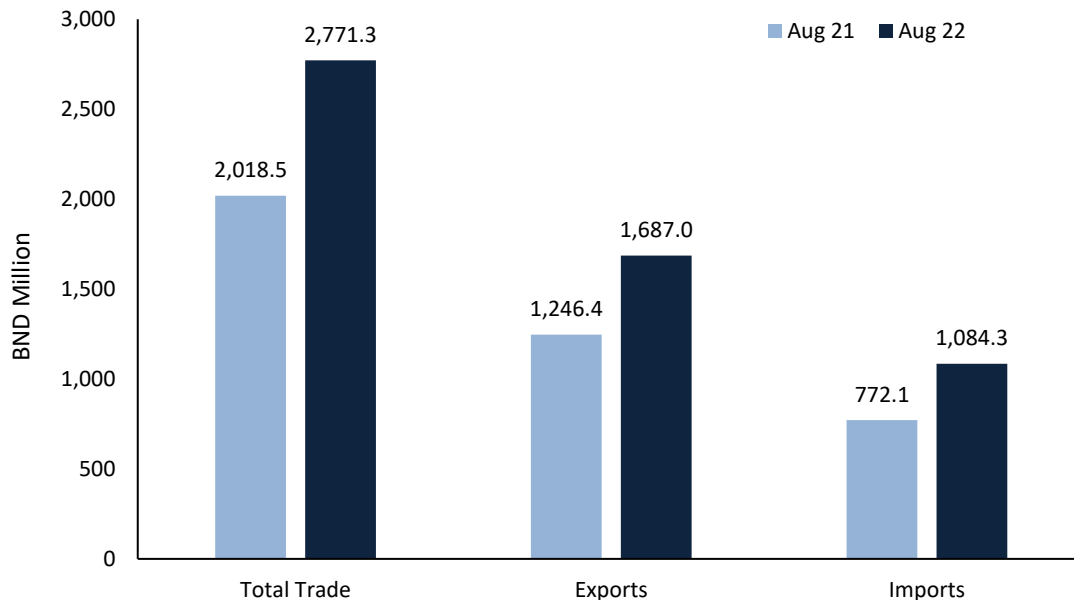
**INTERNATIONAL MERCHANDISE TRADE STATISTICS (IMTS)**  
**AUGUST 2022**

---

**TOTAL EXPORTS INCREASED BY 37.3 PER CENT IN AUGUST 2022**  
**COMPARED TO AUGUST 2021**

1. The total trade recorded an increase of 37.3 per cent from BND2,018.5 million in August 2021 to BND2,771.3 million in August 2022, contributed by a rise in both export and import value between those periods.
2. Compared to July 2022, total trade fell 7.8 per cent due to a fall in exports and imports value, mainly Mineral Fuels.

**Brunei Darussalam's Trade Performance**



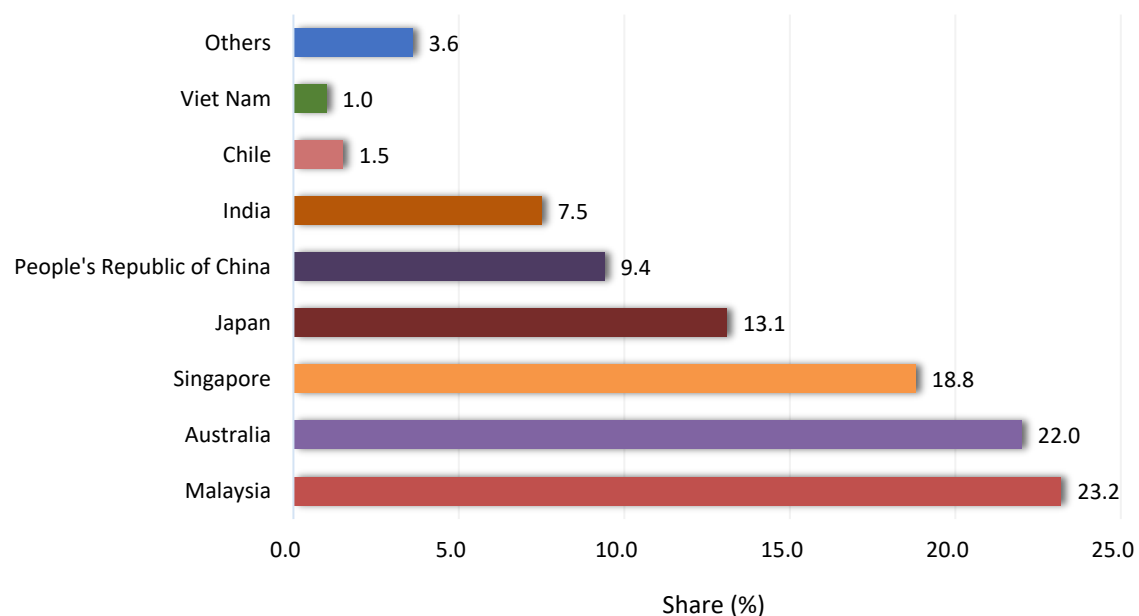
3. Total exports increased by 35.3 per cent from BND1,246.4 million in August 2021, to BND1,687.0 million in August 2022. This was mainly due to the increase in Mineral Fuels exports from BND1,013.4 million to BND1,405.5 million in the same period. In addition, Chemicals exports increased from BND213.1 million to BND250.0 million in the same period.

4. The increase in Mineral Fuels exports was mainly due to the higher export value of Crude Oil, Liquefied Natural Gas (LNG) and Petroleum Products. The increase in Crude Oil export was mainly due to the increase in average price by 53.6 per cent from USD72.79 per barrel in August 2021 to USD111.81 per barrel in August 2022. Meanwhile, the increase in exports of LNG was also due to a rise in its exports price by 53.1 per cent from USD9.92 per MMBtu to USD15.19 per MMBtu. Petroleum Products exports, recorded an increase from BND400.7 million to BND938.4 million, in which the main commodity was automotive diesel fuels.

	Price (USD)		Changes August 2022 / August 2021 (%)
	August 2021	August 2022	
Crude Oil (per barrel)	72.79	111.81	53.6
Liquefied Natural Gas (LNG) (Per MMBtu)	9.92	15.19	53.1

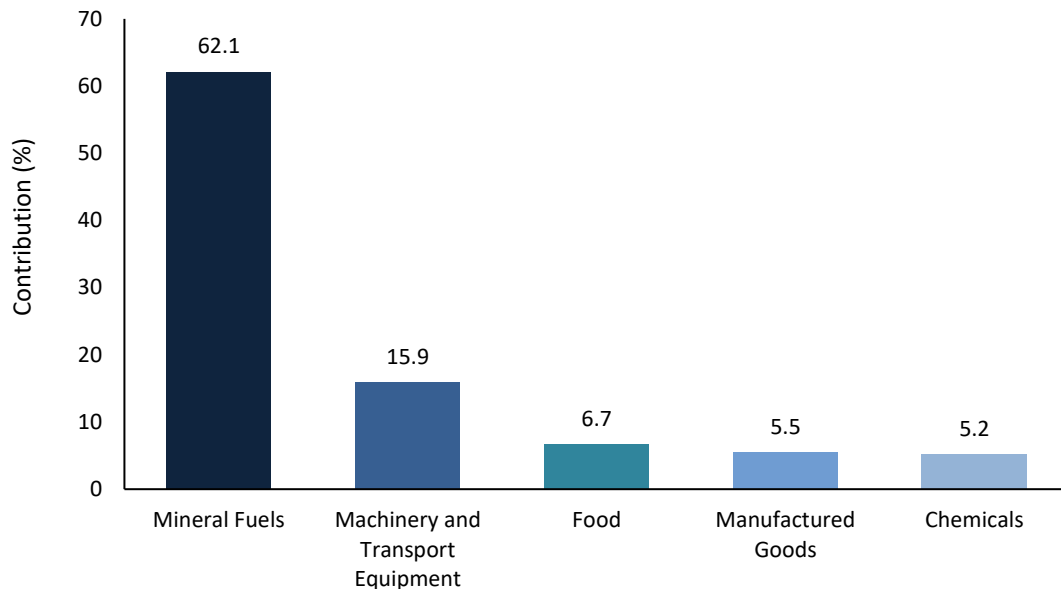
5. In terms of commodity, Mineral Fuels represents the major contributor to Brunei Darussalam's exports at 83.3 per cent, followed by Chemicals (14.8 per cent), and Machinery and Transport Equipment (0.7 per cent).
6. The main exports market in August 2022 was Malaysia at 23.2 per cent, followed by Australia (22.0 per cent), and Singapore (18.8 per cent). The largest export commodity to Malaysia, Australia and Singapore was Mineral Fuels.

### Share of Exports by Trading Partners



7. Total value of imports increased from BND772.1 million in August 2021 to BND1,084.3 million in August 2022, mainly due to a significant increase in imports of Mineral Fuels particularly crude oil as production input for the downstream petrochemical industry.
8. The five main imports by commodity this month were Mineral Fuels with 62.1 per cent, followed by Machinery and Transport Equipment at (15.9 per cent), Food (6.7 per cent), Manufactured Goods (5.5 per cent) and Chemicals (5.2 per cent).

### Five Main Imports by Commodity



9. The biggest import partner by share was Malaysia at 41.2 per cent, followed by United Arab Emirates (13.7 per cent) and People's Republic of China (11.2 per cent), with Mineral Fuels as the largest import commodity.
10. Most of the country's imports at 59.0 per cent are used as Intermediate Goods for processing, followed by Capital Goods (37.5 per cent) for business operations and Consumption Goods (3.5 per cent) for household use.
11. Transport by sea accounted for the highest share for both exports and imports, which amounted to BND2,605.8 million or 94.0 per cent. This was followed by air transport (BND133.7 million or 4.8 per cent) and via land (BND31.7 million or 1.1 per cent).
12. The International Merchandise Trade Statistics report for August 2022 is available from the DEPS's website at [deps.mofe.gov.bn](http://deps.mofe.gov.bn).