



SIARAN MEDIA

MEDIA RELEASE

PERANGKAAN PERDAGANGAN BARANGAN

ANTARABANGSA

INTERNATIONAL MERCHANDISE TRADE STATISTICS (IMTS)

JULAI

JULY

2022

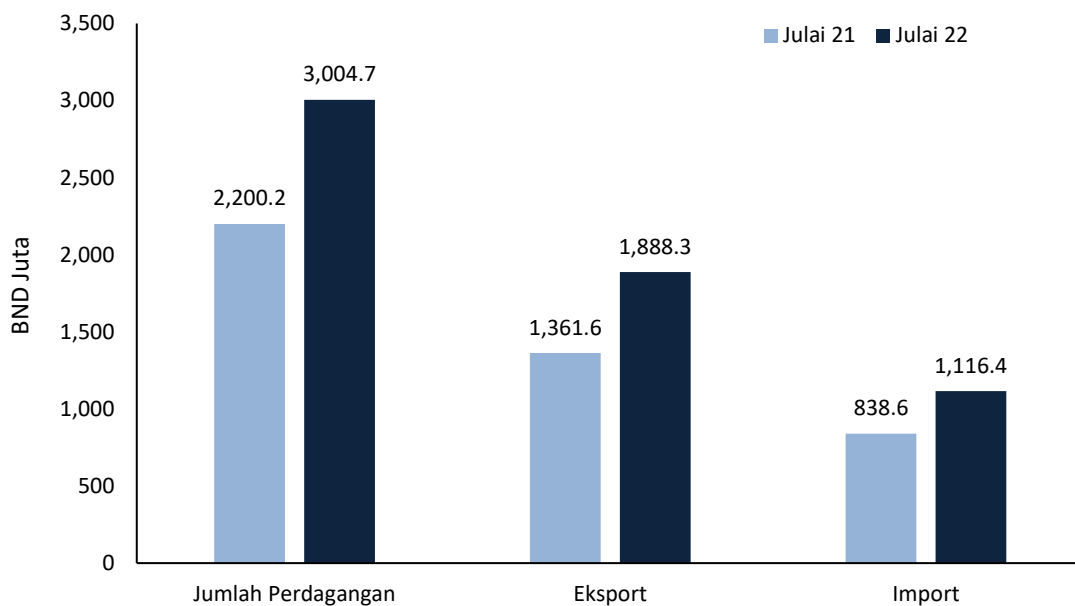


SIARAN MEDIA
JABATAN PERANCANGAN EKONOMI DAN STATISTIK
KEMENTERIAN KEWANGAN DAN EKONOMI
PERANGKAAAN PERDAGANGAN BARANGAN ANTARABANGSA
JULAI 2022

**JUMLAH EKSPORT MENINGKAT SEBANYAK 38.7 PERATUS PADA
BULAN JULAI 2022 BERBANDING JULAI 2021**

1. Jumlah perdagangan meningkat sebanyak 36.6 peratus daripada BND2,200.2 juta pada Julai 2021, kepada BND3,004.7 juta pada bulan Julai 2022, dengan penurunan sebanyak 7.4 peratus berbanding kepada bulan Jun 2022.

Prestasi Perdagangan Bagi Negara Brunei Darussalam



2. Jumlah eksport meningkat sebanyak 38.7 peratus daripada BND1,361.6 juta pada bulan Julai 2021, kepada BND1,888.3 juta pada bulan Julai 2022. Ini terutamanya disebabkan oleh peningkatan eksport Bahan Api Galian daripada BND1,017.7 juta kepada BND1,567.2 juta dalam tempoh yang sama. Di samping itu juga, eksport Bahan Kimia meningkat daripada BND252.1 juta kepada BND287.9 juta dalam tempoh yang sama.

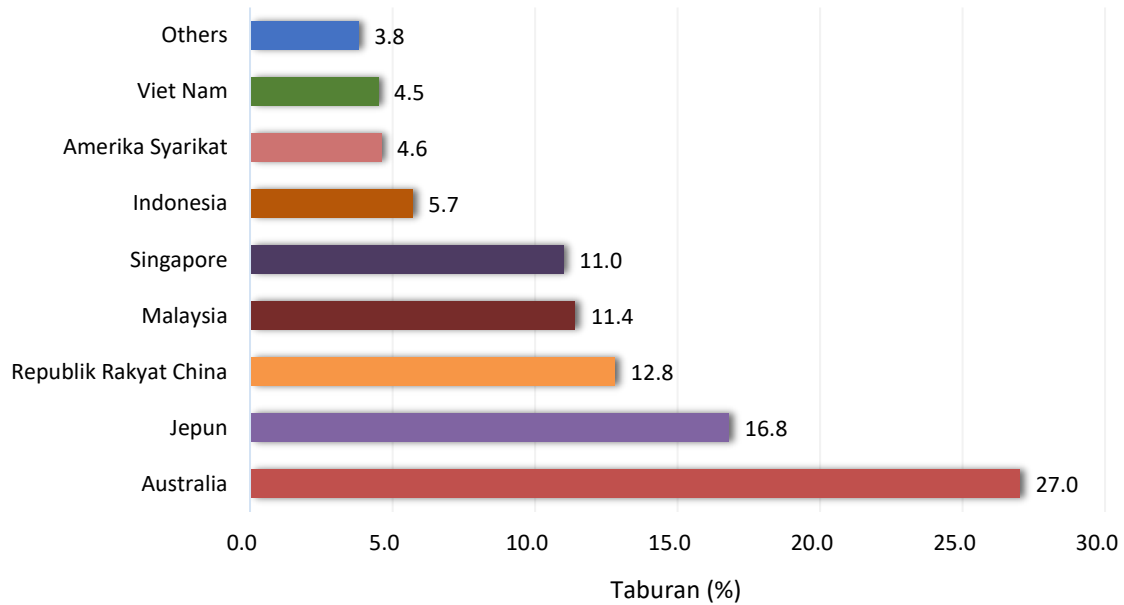
3. Peningkatan eksport Bahan Api Galian didorong oleh peningkatan nilai eksport Minyak Mentah, Gas Cecair Asli (LNG) dan Produk Petroleum. Peningkatan eksport Minyak Mentah terutamanya disebabkan oleh peningkatan harga purata sebanyak 57.8 peratus daripada USD75.79 setong kepada pada bulan Julai 2021 kepada USD119.62 setong pada bulan Julai 2022. Manakala, peningkatan eksport Gas Cecair Asli adalah disebabkan oleh kenaikan jumlah isipadu eksport dan harga purata masing-masing sebanyak 29.7 peratus dan 48.3 peratus. Bagi eksport produk petroleum, ianya telah mencatatkan peningkatan daripada BND455.9 juta kepada BND706.5 juta, yang mana komoditi utama adalah bahan api diesel automotif.

	Harga (USD)		Perubahan Julai 2022 / Julai 2021 (%)
	Julai 2021	Julai 2022	
Minyak mentah (setong)	75.79	119.62	57.8
Gas Cecair Asli (Per MMBtu)	9.39	13.93	48.3

	Jumlah Isipadu Eksport		Perubahan Julai 2022 / Julai 2021 (%)
	Julai 2021	Julai 2022	
Gas Cecair Asli (Per MMBtu sehari)	649,593	842,677	29.7

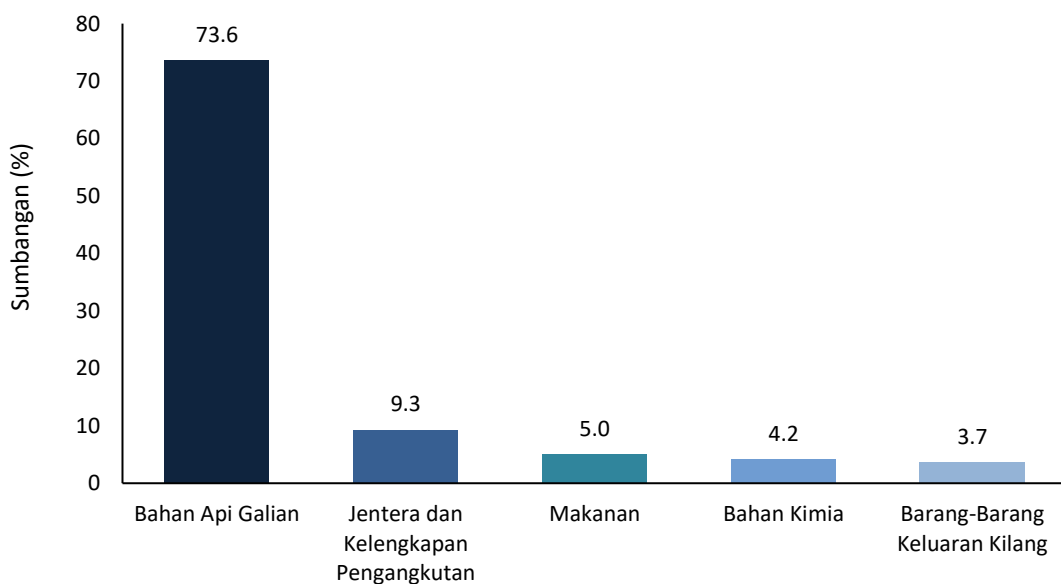
4. Dari segi komoditi eksport, Bahan Api Galian merupakan penyumbang utama kepada eksport Negara Brunei Darussalam iaitu 83.0 peratus, diikuti dengan Bahan Kimia (15.2 peratus) dan Barang-Barang Keluaran Kilang (0.6 peratus).
5. Pasaran eksport utama pada bulan Julai 2022 adalah Australia dengan 27.0 peratus, diikuti oleh Jepun (16.8 peratus), dan Republik Rakyat China (12.8 peratus). Komoditi eksport terbesar ke negara Australia dan Jepun adalah Bahan Api Galian, manakala ke Republik Rakyat China adalah Bahan Kimia.

Peratus Taburan Eksport Mengikut Rakan Dagangan



6. Jumlah nilai import meningkat daripada BND838.6 juta pada bulan Julai 2021 kepada BND1,116.4 juta pada bulan Julai 2022, terutamanya disebabkan oleh peningkatan import Bahan Api Galian.
7. Lima komoditi import utama pada bulan ini adalah Bahan Api Galian dengan 73.6 peratus diikuti oleh Jentera dan Kelengkapan Pengangkutan (9.3 peratus), Makanan (5.0 peratus), Bahan Kimia (4.2 peratus) dan Barang-Barang Keluaran Kilang (3.7 peratus).

Lima Komoditi Import Utama



8. Sumbangan terbesar rakan dagangan import adalah dari Malaysia dengan 20.9 peratus, diikuti oleh Qatar (13.3 peratus) dan Iraq (12.3 peratus) dengan komoditi import terbesar adalah Bahan Api Galian.
9. Kebanyakan import negara iaitu sebanyak 59.0 peratus adalah digunakan sebagai Barangan Perantaraan bagi pemprosesan diikuti oleh Barangan Modal (38.2 peratus) bagi operasi perniagaan dan Barangan Penggunaan (2.8 peratus) bagi kegunaan isi rumah.
10. Pengangkutan melalui laut menyumbangkan bahagian tertinggi bagi kedua-kedua eksport dan import berjumlah BND2,888.2 juta atau 96.1 peratus. Ini diikuti oleh pengangkutan udara (BND91.6 juta atau 3.0 peratus) dan melalui darat (BND24.8 juta atau 0.8 peratus).
11. Laporan Perangkaan Perdagangan Barangan Antarabangsa bagi bulan Julai 2022 boleh didapati melalui laman sesawang JPES di *deps.mofe.gov.bn*.



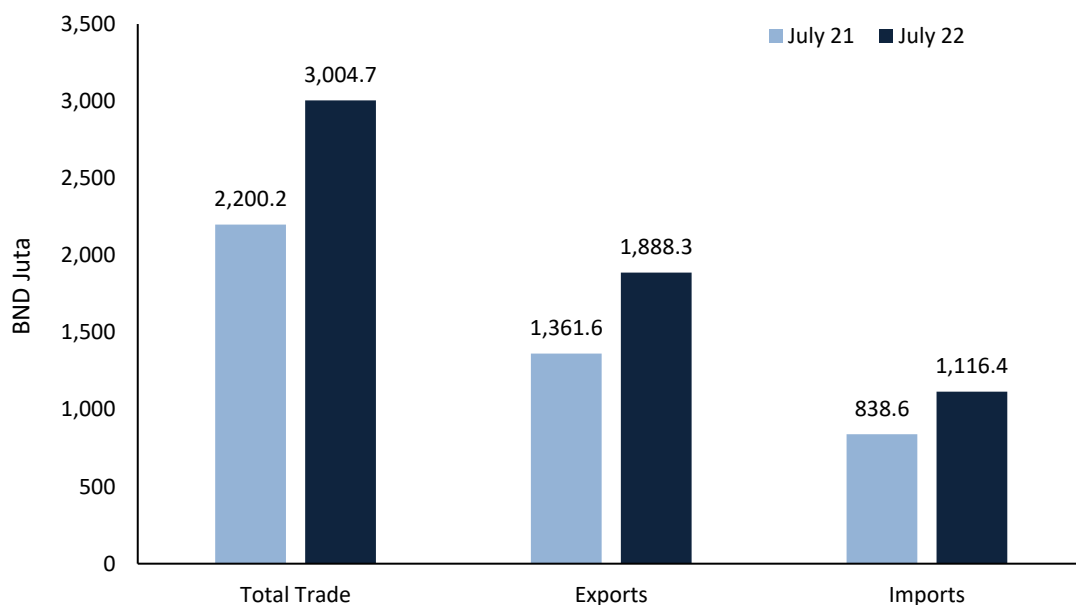
MEDIA RELEASE
DEPARTMENT OF ECONOMIC PLANNING AND STATISTICS
MINISTRY OF FINANCE AND ECONOMY

INTERNATIONAL MERCHANDISE TRADE STATISTICS (IMTS)
JULY 2022

TOTAL EXPORTS INCREASED BY 38.7 PER CENT IN JULY 2022
COMPARED TO JULY 2021

1. *The Total trade recorded an increase of 36.6 per cent from BND2,200.2 million in July 2021 to BND3,004.7 million in July 2022, with a decrease of 7.4 per cent compared to June 2022.*

Brunei Darussalam's Trade Performance



2. *Total exports increased by 38.7 per cent from BND1,361.6 million in July 2021, to BND1,888.3 million in July 2022. This was mainly due to the increase in Mineral Fuels exports from BND1,017.7 million to BND1,567.2 million in the same period. In addition, Chemicals exports increased from BND252.1 million to BND287.9 million in the same period.*

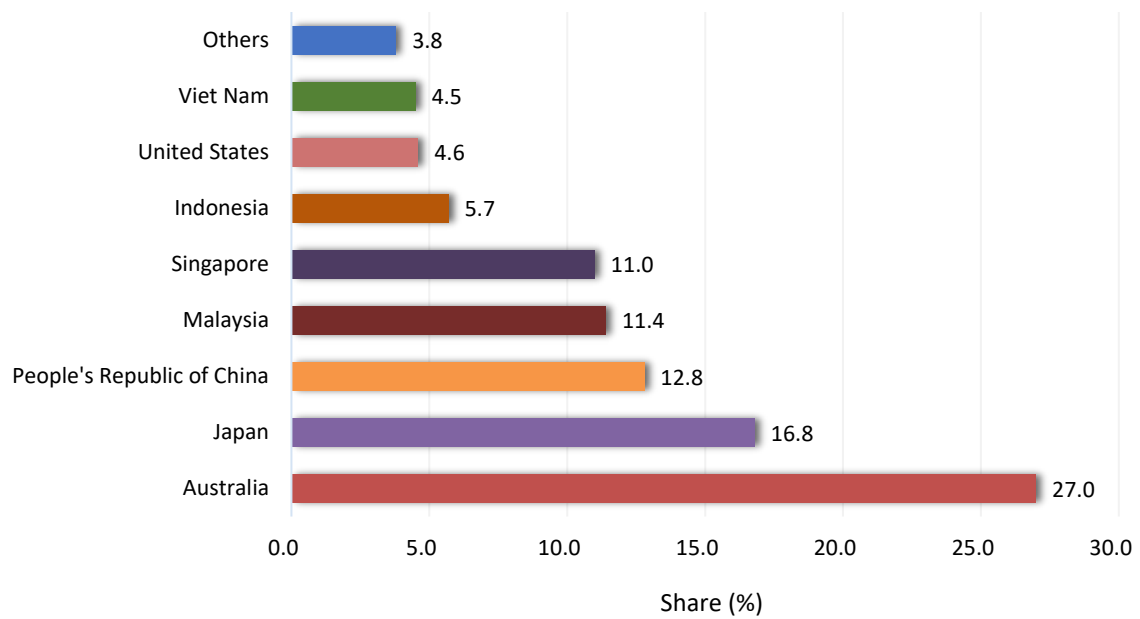
3. *The increase in Mineral Fuels exports was mainly due to the higher export value of Crude Oil, Liquefied Natural Gas (LNG) and Petroleum Products. The increase in Crude Oil export was mainly due to the increase in average price by 57.8 per cent from USD75.79 per barrel in July 2021 to USD119.62 per barrel in July 2022. Meanwhile, the increase in LNG was due to a rise in both export volume and average price by 29.7 percent and 48.3 percent, respectively. Petroleum Products exports, recorded an increase from BND455.9 million to BND706.5 million, in which the main commodity was automotive diesel fuels.*

	Price (USD)		Changes July 2022 / July 2021 (%)
	July 2021	July 2022	
Crude Oil (per barrel)	75.79	119.62	57.8
Liquefied Natural Gas (LNG) (Per MMBtu)	9.39	13.93	48.3

	Export Volume		Changes July 2022 / July 2021 (%)
	July 2021	July 2022	
Liquefied Natural Gas (LNG) (Per MMBtu/day)	649,593	842,677	29.7

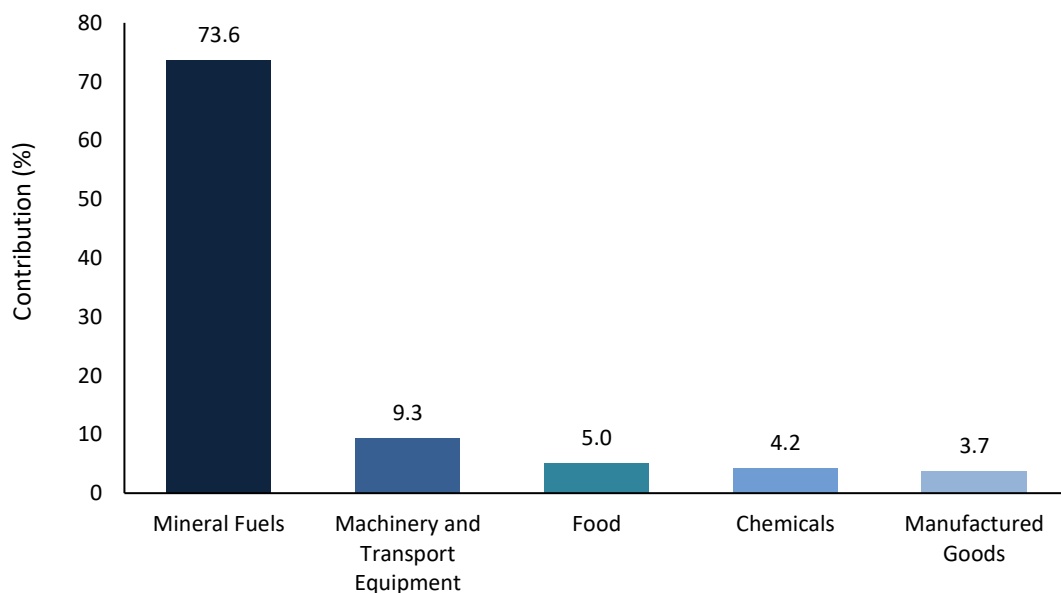
4. *In terms of commodity, Mineral Fuels represents the major contributor to Brunei Darussalam's exports at 83.0 per cent, followed by Chemicals (15.2 per cent), and Manufactured Goods (0.6 per cent).*
5. *The main exports market in July 2022 was Australia at 27.0 per cent, followed by Japan (16.8 per cent), and People's Republic of China (12.8 per cent). The largest export commodity to Australia and Japan was Mineral Fuels, while to People's Republic of China was Chemicals.*

Share of Exports by Trading Partners



- Total value of imports increased from BND838.6 million in July 2021 to BND1,116.4 million in July 2022, mainly due to a significant increase in imports of Mineral Fuels.*
- The five main imports by commodity this month were Mineral Fuels with 73.6 per cent, followed by Machinery and Transport Equipment at (9.3 per cent), Food (5.0 per cent), Chemicals (4.2 per cent) and Manufactured Goods (3.7 per cent).*

Five Main Imports by Commodity



8. *The biggest import partner by share was Malaysia at 20.9 per cent, followed by Qatar (13.3 per cent) and Iraq (12.3 per cent), with Mineral Fuels as the largest import commodity.*
9. *Most of the country's imports at 59.0 per cent are used as Intermediate Goods for processing, followed by Capital Goods (38.2 per cent) for business operations and Consumption Goods (2.8 per cent) for household use.*
10. *Transport by sea accounted for the highest share for both exports and imports, which amounted to BND2,888.2 million or 96.1 percent. This was followed by air transport (BND91.6 million or 3.0 per cent) and via land (BND24.8 million or 0.8 per cent).*
11. *The International Merchandise Trade Statistics report for July 2022 is available from the DEPS's website at deps.mofe.gov.bn.*