



# **SIARAN MEDIA**

## *MEDIA RELEASE*

### **PERANGKAAN PERDAGANGAN BARANGAN**

### **ANTARABANGSA**

### *INTERNATIONAL MERCHANDISE TRADE STATISTICS (IMTS)*

**JUN**

*JUNE*

**2022**

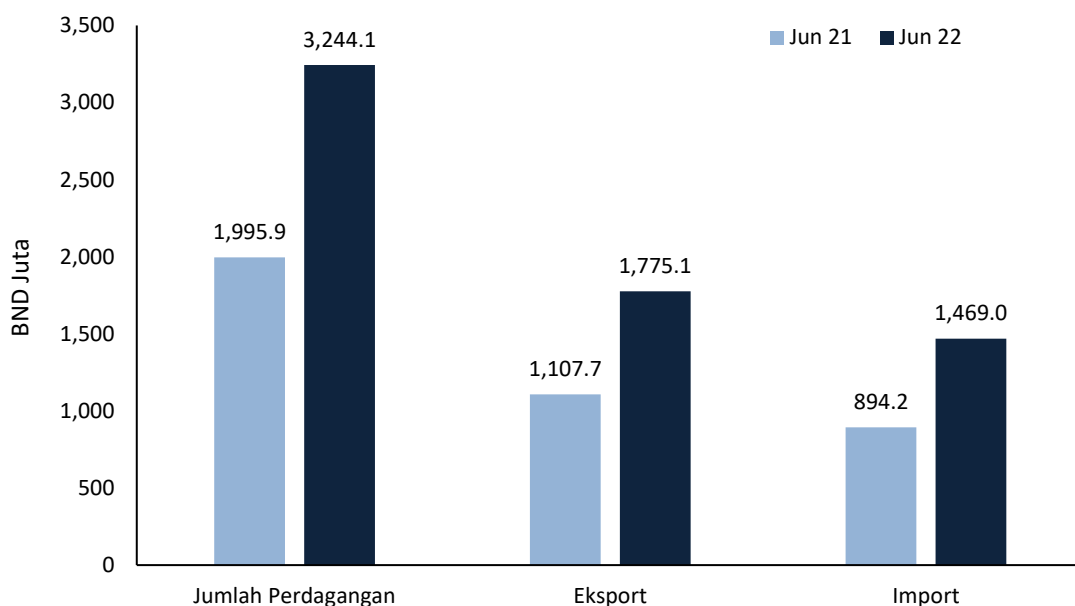


**SIARAN MEDIA**  
**JABATAN PERANCANGAN EKONOMI DAN STATISTIK**  
**KEMENTERIAN KEWANGAN DAN EKONOMI**  
**PERANGKAAN PERDAGANGAN BARANGAN ANTARABANGSA**  
**JUN 2022**

**JUMLAH PERDAGANGAN MENINGKAT SEBANYAK 62.5 PERATUS PADA**  
**BULAN JUN 2022 BERBANDING JUN 2021**

1. Pada bulan Jun 2022, Negara Brunei Darussalam (NBD) telah mencatatkan nilai jumlah perdagangan sebanyak BND3,244.1 juta, iaitu peningkatan sebanyak 62.5 peratus daripada BND1,995.9 juta pada bulan yang sama tahun 2021. Manakala, bagi perubahan bulan-ke-bulan, jumlah perdagangan bagi bulan Jun 2022 meningkat sebanyak 14.0 peratus berbanding dengan bulan Mei 2022.

**Prestasi Perdagangan Bagi Negara Brunei Darussalam**



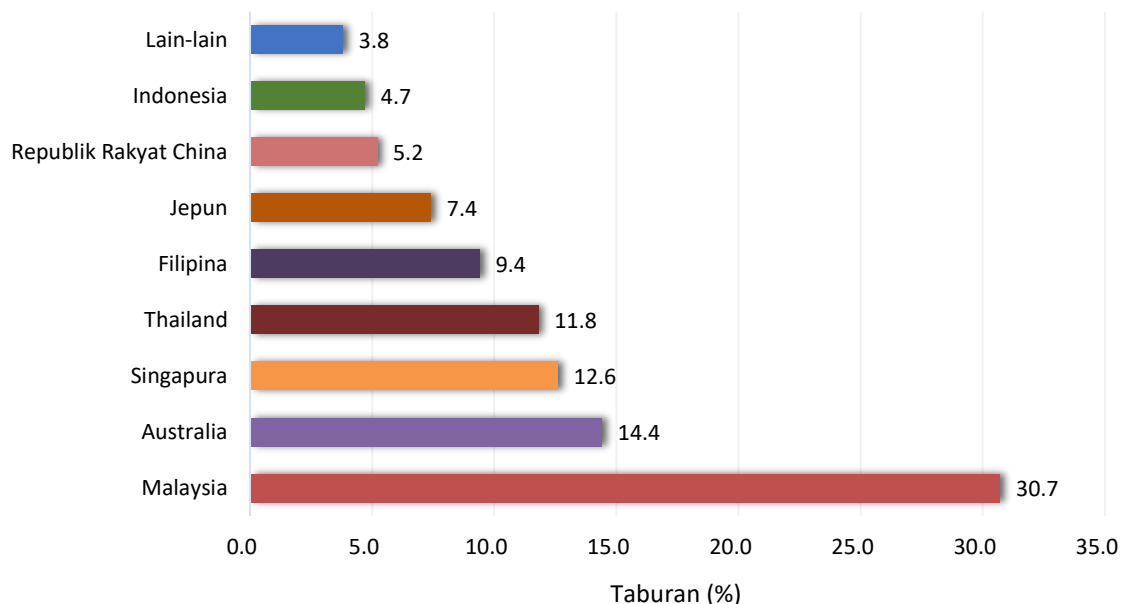
2. Jumlah eksport meningkat sebanyak 61.1 peratus kepada BND1,775.1 juta pada bulan Jun 2022 berbanding BND1,101.7 juta pada bulan Jun 2021. Ini terutamanya disebabkan oleh peningkatan eksport Bahan Api Galian kepada BND1,352.0 juta (Jun 2022) daripada BND865.7 juta (Jun 2021). Di samping itu juga, eksport Bahan Kimia meningkat kepada BND378.3 juta pada bulan Jun 2022 daripada BND209.4 juta di bulan yang sama pada tahun 2021.

3. Peningkatan eksport Bahan Api Galian didorong oleh peningkatan nilai eksport Minyak Mentah dan Produk Petroleum. Peningkatan eksport Minyak Mentah terutamanya disebabkan oleh peningkatan harga purata sebanyak 74.8 peratus kepada USD129.04 setong pada bulan Jun 2022 daripada USD73.82 setong pada bulan Jun 2021. Bagi eksport produk petroleum, ianya telah mencatatkan peningkatan kepada BND845.0 juta daripada BND347.9 juta, yang mana komoditi utama adalah bahan api diesel automotif.

	Harga (USD)		Perubahan Jun 2022 / Jun 2021 (%)
	Jun 2021	Jun 2022	
Minyak mentah (setong)	73.82	129.04	74.8

4. Dari segi komoditi eksport, Bahan Api Galian merupakan penyumbang utama kepada eksport NBD iaitu 76.2 peratus, diikuti dengan Bahan Kimia (21.3 peratus) dan Jentera dan Kelengkapan Pengangkutan (1.0 peratus).
5. Pasaran eksport utama pada bulan Jun 2022 adalah Malaysia dengan 30.7 peratus, diikuti oleh Australia (14.4 peratus), dan Singapura (12.6 peratus). Komoditi eksport terbesar ke negara Malaysia, Australia dan Singapura adalah Bahan Api Galian.

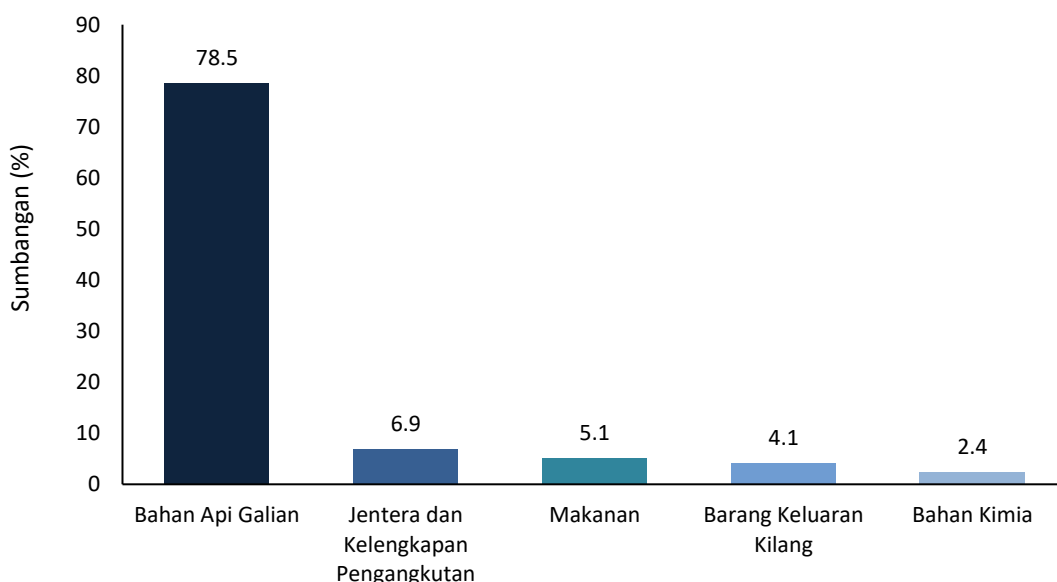
### Peratus Taburan Eksport Mengikut Rakan Dagangan



6. Bagi import pula, jumlah nilai menunjukkan peningkatan kepada BND1,469.0 juta (Jun 2022) daripada BND894.2 juta (Jun 2021) terutamanya disebabkan oleh peningkatan import Bahan Api Galian.

7. Lima komoditi import utama pada bulan ini adalah Bahan Api Galian dengan 78.5 peratus diikuti oleh Jentera dan Kelengkapan Pengangkutan (6.9 peratus), Makanan (5.1 peratus), Barang Keluaran Kilang (4.1 peratus) dan Bahan Kimia (2.4 peratus).

### Lima Komoditi Import Utama



8. Kebanyakan import negara iaitu sebanyak 59.3 peratus adalah digunakan sebagai Barangan Perantara bagi pemprosesan diikuti oleh Barangan Modal (38.4 peratus) bagi operasi perniagaan dan Barangan Penggunaan (2.3 peratus) bagi kegunaan isi rumah.
9. Dari segi import mengikut rakan dagangan, sumbangan terbesar adalah dari Malaysia dengan 23.7 peratus, diikuti oleh Emiriah Arab Bersatu (22.9 peratus) dan Iraq (10.1 peratus) dengan komoditi import terbesar adalah Bahan Api Galian.
10. Mengikut mod pengangkutan, pada bulan Jun 2022, peratus yang tertinggi bagi kedua-kedua eksport dan import adalah mod pengangkutan laut berjumlah BND3,147.2 juta atau 97.0 peratus. Ini diikuti oleh pengangkutan udara (BND65.5 juta atau 2.0 peratus) dan melalui darat (BND31.4 juta atau 1.0 peratus).
11. Laporan Perangkaan Perdagangan Barangan Antarabangsa bagi bulan Jun 2022 boleh didapati melalui laman sesawang JPES di <https://deps.mofe.gov.bn>.



**MEDIA RELEASE**  
**DEPARTMENT OF ECONOMIC PLANNING AND STATISTICS**  
**MINISTRY OF FINANCE AND ECONOMY**

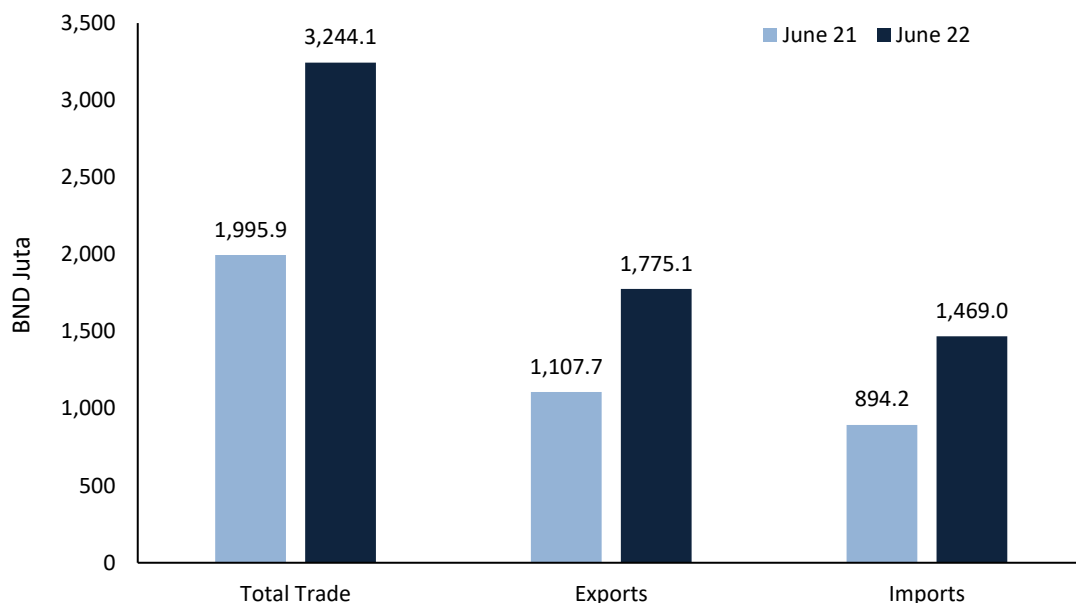
**INTERNATIONAL MERCHANDISE TRADE STATISTICS (IMTS)**  
**JUNE 2022**

---

**TOTAL TRADE INCREASED BY 62.5 PER CENT IN JUNE 2022 COMPARED TO JUNE 2021**

1. In June 2022, Brunei Darussalam's total trade was valued at BND3,244.1 million, an increase by 62.5 per cent from BND1,995.9 million during the same month last year. Meanwhile, for month-to-month changes, total trade for June 2022 increased by 14.0 per cent compared to May 2022.

**Brunei Darussalam's Trade Performance**



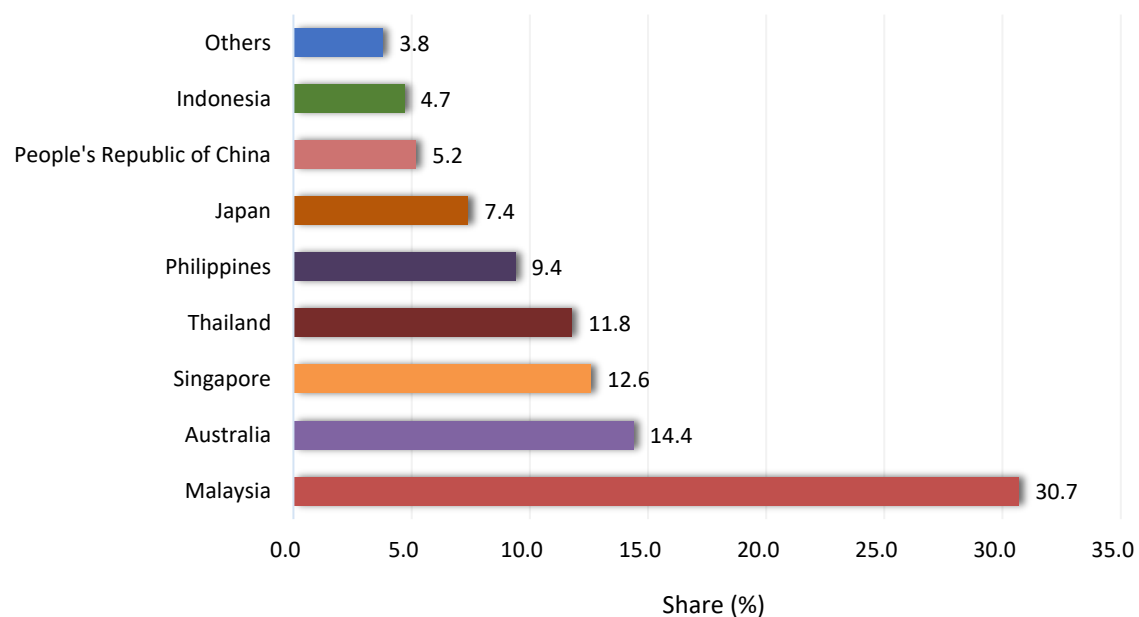
2. Total exports increased by 61.1 per cent to BND1,775.1 million in June 2022 compared to BND1,101.7 million in June 2021. This was mainly due to the increase in Mineral Fuels exports to BND1,352.0 million (June 2022) from BND865.7 million (June 2021). In addition, Chemicals exports increased to BND378.3 million in June 2022 from BND209.4 million in the same month in 2021.

3. The increase in Mineral Fuels exports was mainly due to the higher export value of Crude Oil and Petroleum Products. The increase in Crude Oil export was mainly due to the increase in average price by 74.8 per cent to USD129.04 per barrel in June 2022 from USD73.82 per barrel in June 2021. For the Petroleum Products export, it recorded an increase to BND845.0 million from BND347.9 million in June 2021, in which the main commodity was automotive diesel fuels.

	Price (USD)		Changes June 2022 / June 2021 (%)
	June 2021	June 2022	
Crude Oil (per barrel)	73.82	129.04	74.8

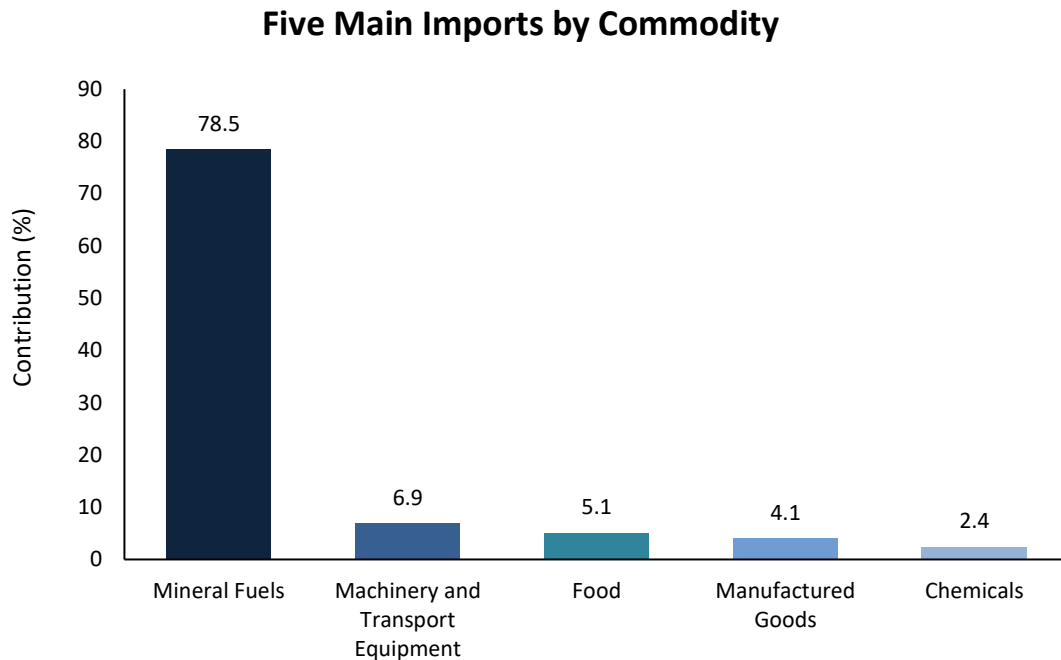
4. In terms of commodity, Mineral Fuels represents the major contributor to Brunei Darussalam's exports at 76.2 per cent, followed by Chemicals (21.3 per cent), and Machinery and Transport Equipment (1.0 per cent).
5. The main exports market in June 2022 was Malaysia at 30.7 per cent, followed by Australia (14.4 per cent), and Singapore (12.6 per cent). The largest export commodity to Malaysia, Australia and Singapore was Mineral Fuels.

### Share of Exports by Trading Partners



6. For imports, the total value increased to BND1,469.0 million (June 2022) from BND894.2 million (June 2021) mainly due to a significant increase in imports of Mineral Fuels.

7. The five main imports by commodity were Mineral Fuels with 78.5 per cent, followed by Machinery and Transport Equipment at (6.9 per cent), Food (5.1 per cent), Manufactured Goods (4.1 per cent) and Chemicals (2.4 per cent).



8. Most of the country's imports which was about 59.3 per cent are used as Intermediate Goods for processing followed by Capital Goods (38.4 per cent) for business operations and Consumption Goods (2.3 per cent) for household use.
9. For imports by trading partners, the highest share was from Malaysia at 23.7 per cent, followed by United Arab Emirates (22.9 per cent) and Iraq (10.1 per cent), with Mineral Fuels as the largest import commodity.
10. According to the mode of transport, in June 2022, the highest share for both exports and imports was transport by sea, which amounted to BND3,147.2 million or 97.0 per cent. This was followed by air transport (BND65.5 million or 2.0 per cent) and via land (BND31.4 million or 1.0 per cent).
11. The International Merchandise Trade Statistics report for June 2022 is available from the DEPS's website at <https://deps.mofe.gov.bn>.