



SIARAN MEDIA

MEDIA RELEASE

PERANGKAAN PERDAGANGAN BARANGAN

ANTARABANGSA

INTERNATIONAL MERCHANDISE TRADE STATISTICS (IMTS)

APRIL

APRIL

2022

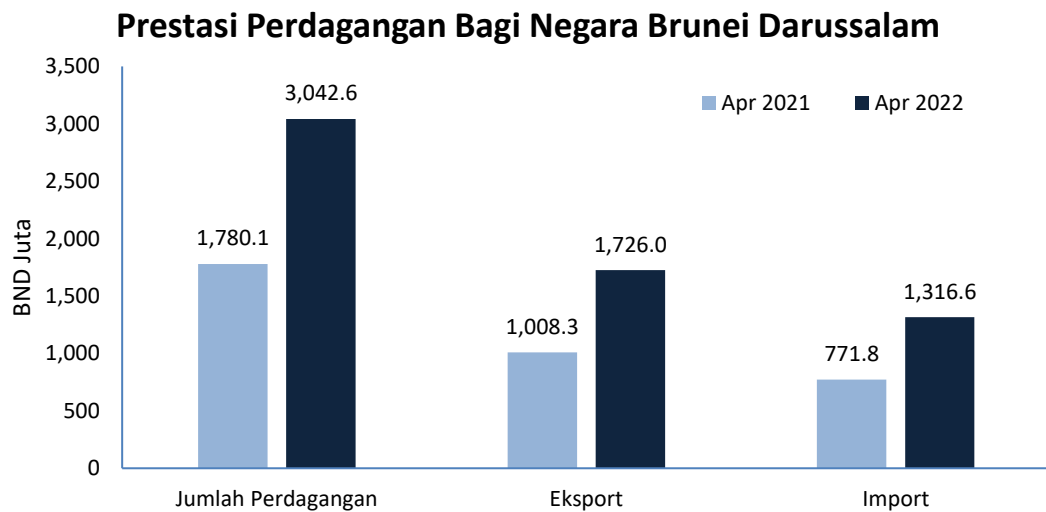


SIARAN MEDIA
JABATAN PERANCANGAN EKONOMI DAN STATISTIK
KEMENTERIAN KEWANGAN DAN EKONOMI

PERANGKAAAN PERDAGANGAN BARANGAN ANTARABANGSA
APRIL 2022

TAJUK UTAMA: JUMLAH PERDAGANGAN MENINGKAT SEBANYAK 70.9 PERATUS
BAGI BULAN APRIL 2022

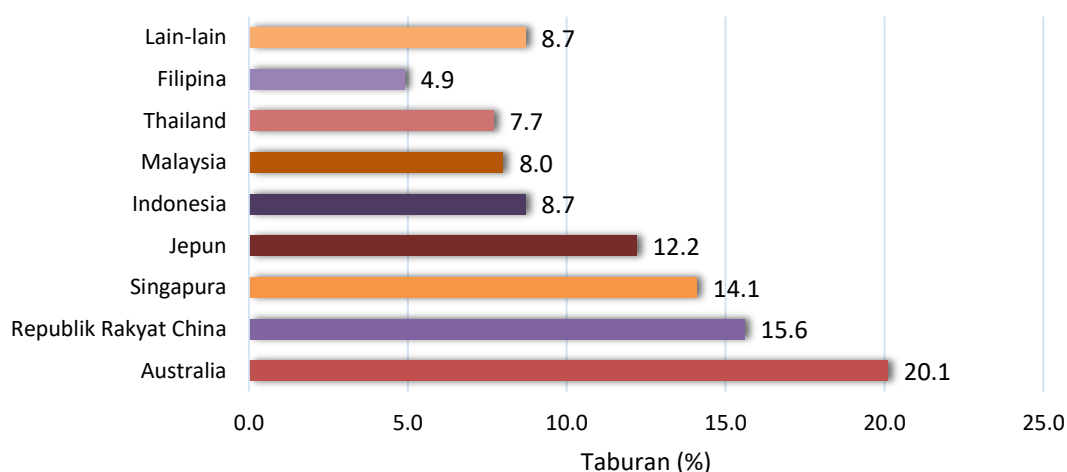
1. Pada bulan April 2022, Negara Brunei Darussalam telah mencatatkan nilai jumlah perdagangan sebanyak BND3,042.6 juta, iaitu peningkatan sebanyak 70.9 peratus daripada BND1,780.1 juta pada bulan yang sama tahun 2021. Manakala, bagi perubahan bulan-ke-bulan, jumlah perdagangan bagi bulan April 2022 meningkat sebanyak 21.6 peratus berbanding dengan bulan Mac 2022.



2. Jumlah eksport meningkat sebanyak 71.2 peratus tahun-ke-tahun kepada BND1,726.0 juta berbanding BND1,008.3 juta pada April 2021. Ini terutamanya disebabkan oleh peningkatan eksport Bahan Api Galian kepada BND1,316.9 juta (April 2022) daripada BND769.5 juta (April 2021). Di samping itu juga, eksport Kimia meningkat kepada BND336.9 juta pada bulan April 2022 daripada BND201.2 juta di bulan yang sama pada tahun 2021.

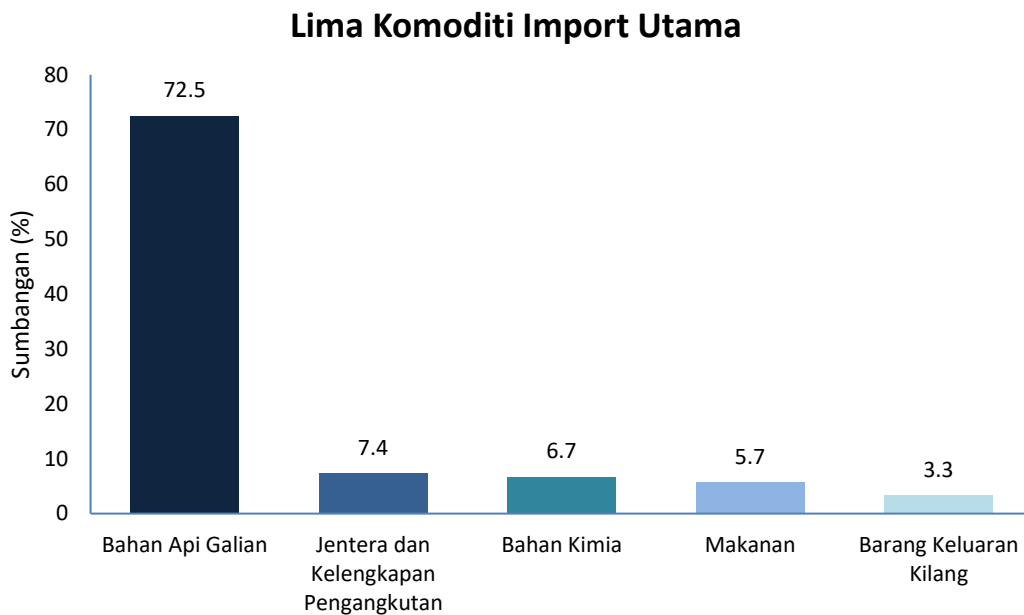
3. Peningkatan eksport Bahan Api Galian didorong oleh peningkatan nilai eksport Gas Cecair Asli (LNG) dan produk petroleum. Peningkatan eksport LNG yang terutamanya disebabkan oleh peningkatan harga purata kepada USD12.01 per MMBtu pada bulan April 2022 daripada USD7.50 per MMBtu pada bulan April 2021. Manakala nilai eksport produk petroleum dari aktiviti hiliran meningkat kepada BND774.0 juta, yang mana komoditi utama adalah bahan api diesel automotif.
4. Dari segi komoditi mengikut seksyen, Bahan Api Galian merupakan penyumbang utama kepada eksport Negara Brunei Darussalam iaitu 76.3 peratus, diikuti dengan Bahan Kimia (19.5 peratus) dan Jentera dan Kelengkapan Pengangkutan (2.4 peratus).
5. Pasaran eksport utama pada bulan April 2022 adalah Australia dengan 20.1 peratus, diikuti oleh Republik Rakyat China (15.6 peratus), dan Singapura (14.1 peratus). Komoditi eksport terbesar ke negara Australia dan Singapura adalah Bahan Api Galian, manakala, ke negara Republik Rakyat China adalah Bahan Kimia.

Peratus Taburan Eksport Mengikut Rakan Dagangan



6. Bagi import pula, jumlah nilai menunjukkan peningkatan kepada BND1,316.6 juta (April 2022) daripada BND771.8 juta (April 2021) terutamanya disebabkan oleh peningkatan import Bahan Api Galian.

7. Lima komoditi import utama pada bulan ini adalah Bahan Api Galian dengan 72.5 peratus diikuti oleh Jentera dan Kelengkapan Pengangkutan (7.4 peratus), Bahan Kimia (6.7 peratus), Makanan (5.7 peratus) dan Barang Keluaran Kilang (3.3 peratus).



8. Mengikut Kategori Penggunaan Akhir, import Barang Perantaraan menyumbang sebanyak 57.8 peratus dari jumlah import diikuti oleh import Barang Modal (38.2 peratus) dan Barang Penggunaan (4.0 peratus).
9. Dari segi import mengikut rakan dagangan, sumbangan terbesar adalah dari Malaysia dengan 21.2 peratus, diikuti oleh Emiriah Arab Bersatu (12.8 peratus) dan Qatar (12.6 peratus) dengan komoditi import terbesar adalah Bahan Api Galian.
10. Mengikut mod pengangkutan, pada bulan April 2022, peratus yang tertinggi bagi kedua-dua eksport dan import adalah mod pengangkutan laut berjumlah BND2,928.4 juta atau 96.2 peratus. Ini diikuti oleh pengangkutan udara (BND81.4 juta atau 2.7 peratus) dan melalui darat (BND32.8 juta atau 1.1 peratus).
11. Perangkaan Perdagangan Barangan Antarabangsa (International Merchandise Trade Statistics, IMTS) bagi Negara Brunei Darussalam menggunakan “General System” bagi merekodkan perangkaan perdagangan yang meliputi import, eksport domestik dan eksport semula. Laporan penuh IMTS bagi bulan April 2022 boleh didapati melalui laman sesawang JPES di <https://deps.mofe.gov.bn>.

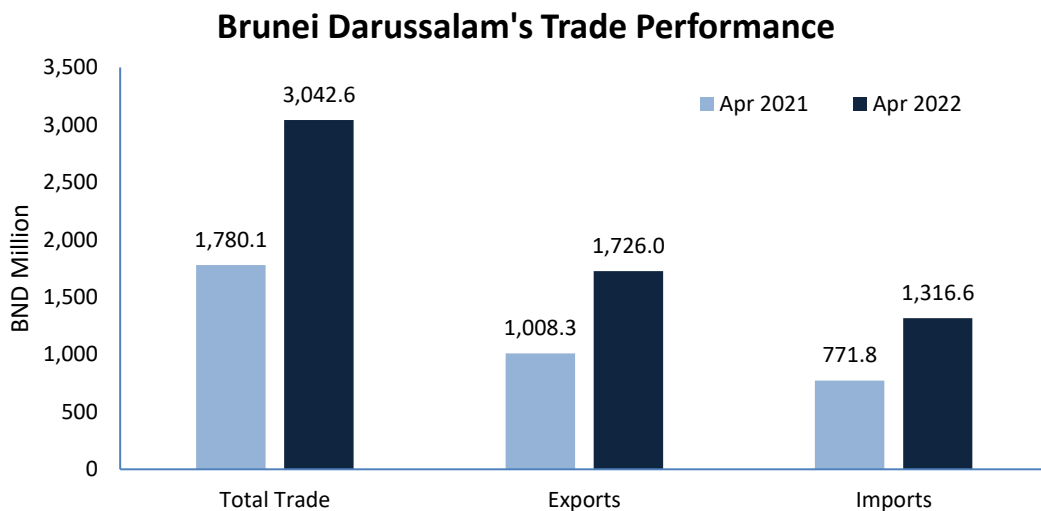


MEDIA RELEASE
DEPARTMENT OF ECONOMIC PLANNING AND STATISTICS
MINISTRY OF FINANCE AND ECONOMY

INTERNATIONAL MERCHANDISE TRADE STATISTICS (IMTS)
APRIL 2022

HEADLINE: TOTAL TRADE INCREASED BY 70.9 PER CENT IN APRIL 2022

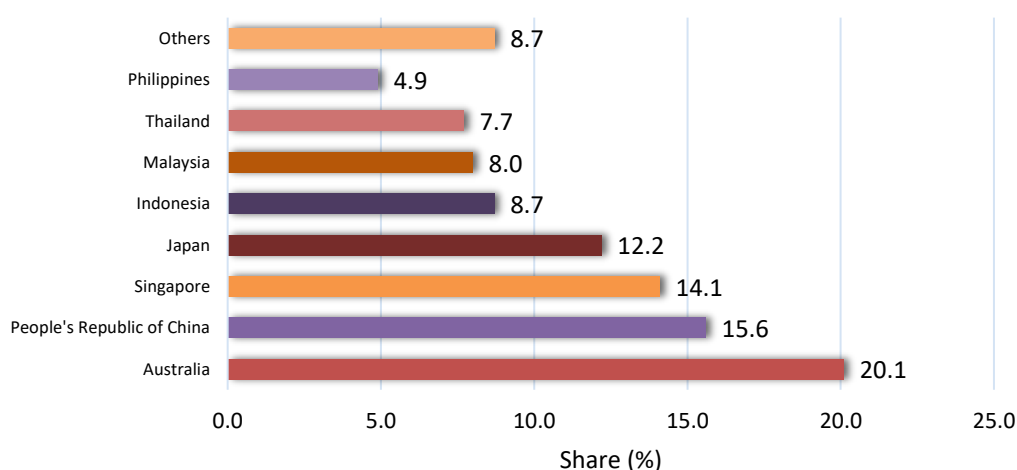
1. In April 2022, Brunei Darussalam's total trade was valued at BND3,042.6 million, an increase by 70.9 per cent from BND1,780.1 million during the same month last year. Meanwhile, for month-to-month changes, total trade for April 2022 increased by 21.6 per cent compared to March 2022.



2. Total exports increased by 71.2 per cent year-on-year to BND1,726.0 million compared to BND1,008.3 million in April 2021. This was mainly due to the increase in Mineral Fuels exports to BND1,316.9 million (April 2022) from BND769.5 million (April 2021). In addition, Chemicals exports increased to BND336.9 million in April 2022 from BND201.2 million in the same month in 2021.

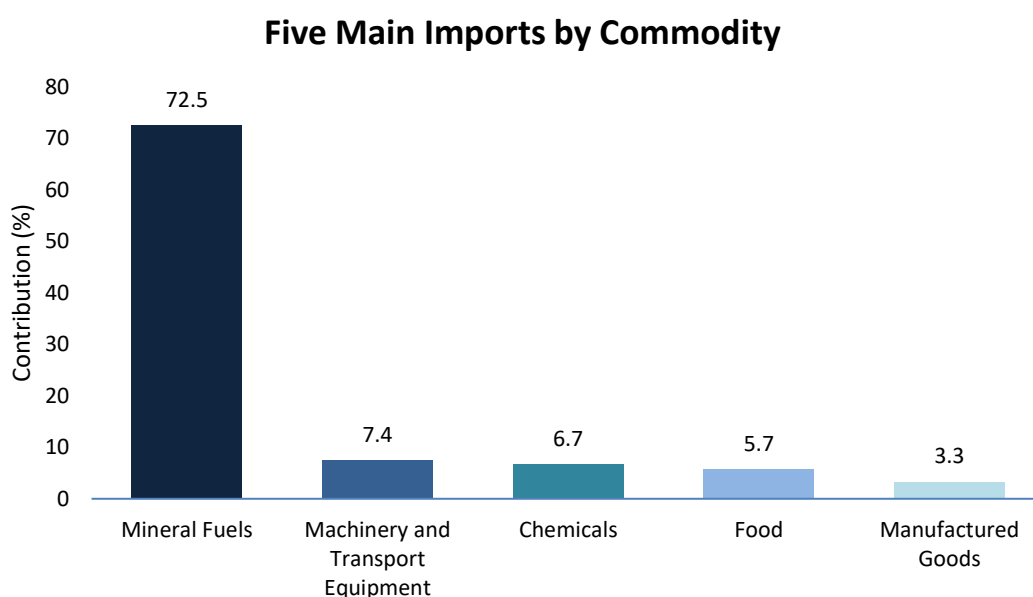
3. *The increase in Mineral Fuels exports was mainly due to the higher export value of Liquefied Natural Gas (LNG) and petroleum products from downstream activities. LNG export value increased as a result of higher LNG prices which rose to USD12.01 per MMBtu in April 2022 from USD7.50 per MMBtu in April 2021. Furthermore, the export value from petroleum products from downstream activities increased to BND774.0 million, of which the main commodity was automotive diesel fuels.*
4. *In terms of commodity by section, Mineral Fuels represents the major contributor to Brunei Darussalam's exports at 76.3 per cent, followed by Chemicals (19.5 per cent), and Machinery and Transport Equipment (2.4 per cent).*
5. *The main exports market in April 2022 was Australia at 20.1 per cent, followed by People's Republic of China (15.6 per cent), and Singapore (14.1 per cent). The largest export commodity to Australia and Singapore was Mineral Fuels, meanwhile, to People's Republic of China was Chemicals.*

Share of Exports by Trading Partners



6. *For imports, the total value increased to BND1,316.6 million (April 2022) from BND771.8 million (April 2021) mainly due to a significant increase in imports of Mineral Fuels.*

7. The five main imports by commodity were Mineral Fuels with 72.5 per cent, followed by Machinery and Transport Equipment at (7.4 per cent), Chemicals at (6.7 per cent), Food (5.7 per cent) and Manufactured Goods (3.3 per cent).



8. By End Use Category, imports of Intermediate Goods accounted for 57.8 per cent of the total imports, followed by Capital Goods (38.2 per cent) and Consumption Goods (4.0 per cent).
9. For imports by trading partners, the highest share was from Malaysia at 21.2 per cent, respectively followed by United Arab Emirates (12.8 per cent) and Qatar (12.6 per cent), with Mineral Fuels as the largest import commodity.
10. According to the mode of transport, in April 2022, the highest share for both exports and imports was transport by sea, which amounted to BND2,928.4 million or 96.2 per cent. This was followed by air transport (BND81.4 million or 2.7 per cent) and via land (BND32.8 million or 1.1 per cent).
11. The International Merchandise Trade Statistics (IMTS) for Brunei Darussalam adopts the General System for recording trade statistics, which covers imports, domestic exports, and re-exports. The IMTS full report for April 2022 is available from the DEPS's website at <https://deps.mofe.gov.bn>.