



SIARAN MEDIA
MEDIA RELEASE

PERANGKAAAN PERDAGANGAN BARANGAN
ANTARABANGSA
INTERNATIONAL MERCHANDISE TRADE STATISTICS (IMTS)

MAC
MARCH
2022

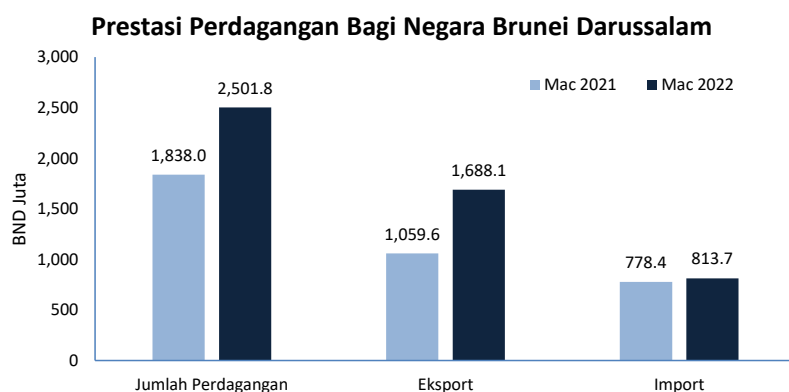


**SIARAN MEDIA
JABATAN PERANCANGAN EKONOMI DAN STATISTIK
KEMENTERIAN KEWANGAN DAN EKONOMI**

**PERANGKAAAN PERDAGANGAN BARANGAN ANTARABANGSA
MAC 2022**

**TAJUK UTAMA: JUMLAH PERDAGANGAN MENINGKAT SEBANYAK 36.1 PERATUS
BAGI BULAN MAC 2022**

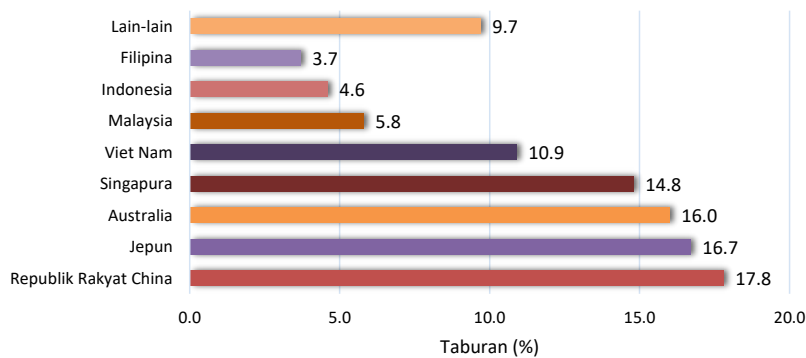
1. Pada bulan Mac 2022, Negara Brunei Darussalam telah mencatatkan nilai jumlah perdagangan sebanyak BND2,501.8 juta, iaitu peningkatan sebanyak 36.1 peratus daripada BND1,838.0 juta pada bulan yang sama tahun 2021. Manakala, bagi perubahan bulan-ke-bulan, jumlah perdagangan bagi bulan Mac 2022 meningkat sebanyak 11.5 peratus berbanding dengan bulan Februari 2022.



2. Jumlah eksport meningkat 59.3 peratus tahun-ke-tahun kepada BND1,688.1 juta berbanding BND1,059.6 juta pada Mac 2021. Ini terutamanya disebabkan oleh peningkatan eksport Bahan Api Galian kepada BND1,327.8 juta (Mac 2022) daripada BND804.7 juta (Mac 2021). Di samping itu juga, eksport Kimia meningkat kepada BND320.6 juta pada bulan Mac 2022 daripada BND228.1 juta di bulan yang sama pada tahun 2021.

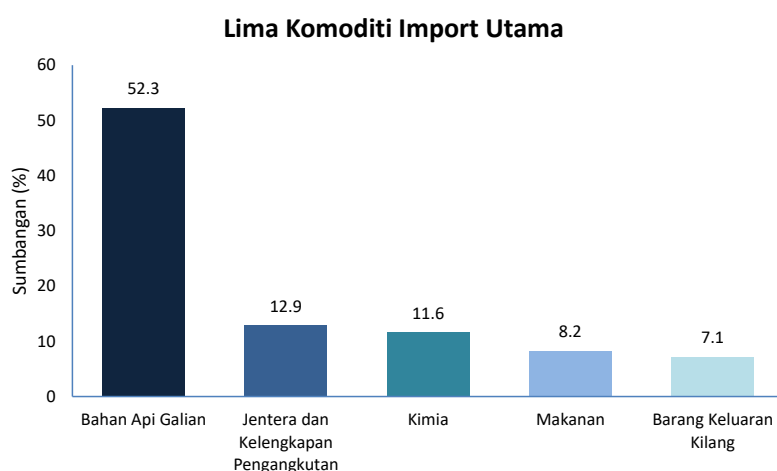
3. Peningkatan eksport Bahan Api Galian didorong oleh peningkatan nilai eksport Gas Cecair Asli (LNG) dan produk petroleum. Peningkatan eksport LNG yang terutamanya disebabkan oleh peningkatan harga purata kepada USD11.94 per MMBtu pada bulan Mac 2022 daripada USD7.01 per MMBtu pada bulan Mac 2021. Manakala nilai eksport produk petroleum dari aktiviti hiliran meningkat kepada BND750.0 juta, yang mana komoditi utama adalah bahan api diesel automotif.
4. Dari segi komoditi mengikut seksyen, Bahan Api Galian merupakan penyumbang utama kepada eksport Negara Brunei Darussalam iaitu 78.6 peratus, diikuti dengan Bahan Kimia (19.0 peratus) dan Jentera dan Kelengkapan Pengangkutan (0.7 peratus).
5. Pasaran eksport utama pada bulan Mac 2022 adalah Republik Rakyat China dengan 17.8 peratus, diikuti oleh Jepun (16.7 peratus), dan Australia (16.0 peratus). Komoditi eksport terbesar ke negara Republik Rakyat China adalah Bahan Kimia, manakala, ke negara Jepun dan Australia adalah Bahan Api Galian.

Peratus Taburan Eksport Mengikut Rakan Dagangan



6. Bagi import pula, jumlah nilai menunjukkan peningkatan kepada BND813.7 juta (Mac 2022) daripada BND778.4 juta (Mac 2021) terutamanya disebabkan oleh peningkatan import Kimia.

7. Lima komoditi import utama pada bulan ini adalah Bahan Api Galian dengan 52.3 peratus diikuti oleh Jentera dan Kelengkapan Pengangkutan (12.9 peratus), Kimia (11.6 peratus), Makanan (8.2 peratus) dan Barang Keluaran Kilang (7.1 peratus).



8. Mengikut Kategori Penggunaan Akhir, import Barang Perantaraan menyumbang sebanyak 59.0 peratus dari jumlah import diikuti oleh import Barang Modal (35.2 peratus) dan Barang Penggunaan (5.8 peratus).
9. Dari segi import mengikut rakan dagangan, sumbangan terbesar adalah dari Malaysia dengan 33.8 peratus, diikuti oleh Arab Saudi (15.7 peratus), Republik Rakyat China (15.3 peratus) dan Australia (8.4 peratus) dengan komoditi import terbesar adalah Bahan Api Galian.
10. Mengikut mod pengangkutan, pada bulan Mac 2022, peratus yang tertinggi bagi kedua-dua eksport dan import adalah mod pengangkutan laut berjumlah BND2,347 juta atau 93.8 peratus. Ini diikuti oleh pengangkutan udara (BND109 juta atau 4.4 peratus) dan melalui darat (BND45.8 juta atau 1.8 peratus).
11. Perangkaan Perdagangan Barangan Antarabangsa (International Merchandise Trade Statistics, IMTS) bagi Negara Brunei Darussalam menggunakan "General System" bagi merekodkan perangkaan perdagangan yang meliputi import, eksport domestik dan eksport semula. Laporan penuh IMTS bagi bulan Mac 2022 boleh didapati melalui laman sesawang JPES di <https://deps.mofe.gov.bn>.

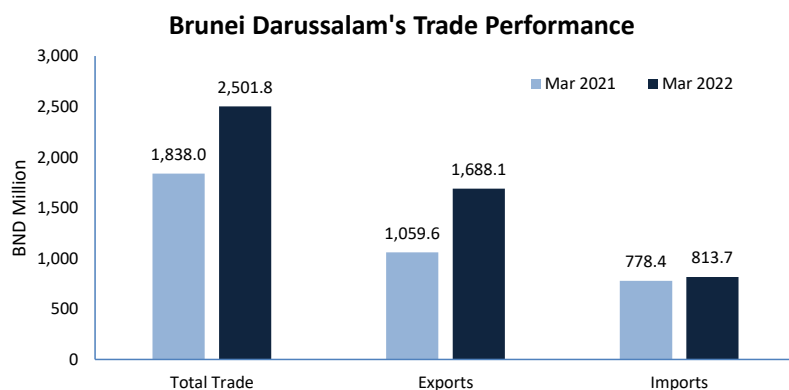


MEDIA RELEASE
DEPARTMENT OF ECONOMIC PLANNING AND STATISTICS
MINISTRY OF FINANCE AND ECONOMY

INTERNATIONAL MERCHANDISE TRADE STATISTICS (IMTS)
MARCH 2022

HEADLINE: TOTAL TRADE INCREASED BY 36.1 PER CENT IN MARCH 2022

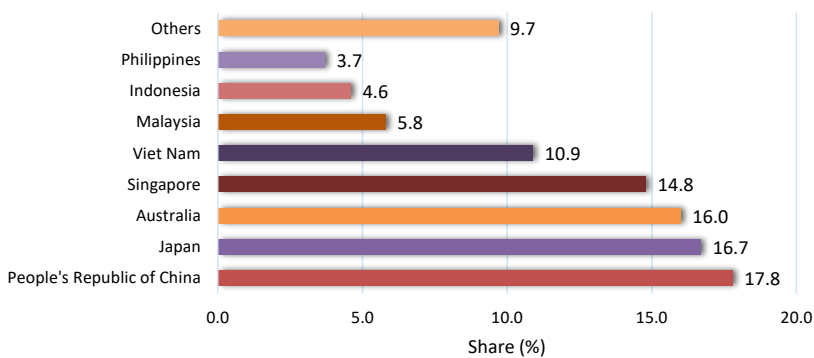
1. In March 2022, Brunei Darussalam's total trade was valued at BND2,501.8 million, an increase by 36.1 per cent from BND1,838.0 million during the same month last year. Meanwhile, for month-to-month changes, total trade for March 2022 increased by 11.5 per cent compared to February 2022.



2. Total exports increased by 59.3 per cent year-on-year to BND1,688.1 million compared to BND1,059.6 million in March 2021. This was mainly due to the increase in Mineral Fuels exports to BND1,327.8 million (March 2022) from BND804.7 million (March 2021). In addition, Chemicals exports increased to BND320.6 million in March 2022 from BND228.1 million in the same month in 2021.

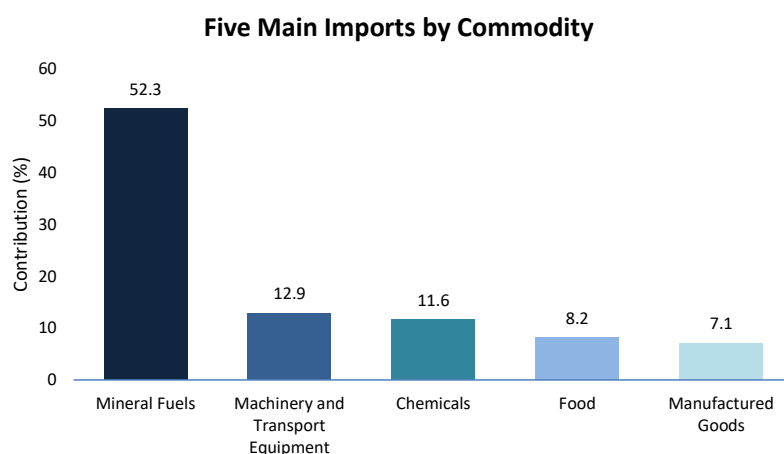
3. *The increase in Mineral Fuels exports was mainly due to the higher export value of Liquefied Natural Gas (LNG) and petroleum products from downstream activities. LNG export value increased as a result of higher LNG prices which rose to USD11.94 per MMBtu in March 2022 from USD7.01 per MMBtu in March 2021. Furthermore, the export value from petroleum products from downstream activities increased to BND750.0 million, of which the main commodity was automotive diesel fuels.*
4. *In terms of commodity by section, Mineral Fuels represents the major contributor to Brunei Darussalam's exports at 78.6 per cent, followed by Chemicals (19.0 per cent), and Machinery and Transport Equipment (0.7 per cent).*
5. *The main exports market in March 2022 was People's Republic of China at 17.8 per cent, followed by Japan (16.7 per cent), and Australia (16.0 per cent). The largest export commodity to the People's Republic of China was Chemicals, meanwhile, to Japan and Australia was Mineral Fuels.*

Share of Exports by Trading Partners



6. *For imports, the total value increased to BND813.7 million (March 2022) from BND778.4 million (March 2021) mainly due to a significant increase in imports of Chemicals.*

7. The five main imports by commodity were Mineral Fuels with 52.3 per cent, followed by Machinery and Transport Equipment at (12.9 per cent), Chemicals at (11.6 per cent), Food (8.2 per cent) and Manufactured Goods (7.1 per cent).



8. By End Use Category, imports of Intermediate Goods accounted for 59.0 per cent of the total imports, followed by Capital Goods (35.2 per cent) and Consumption Goods (5.8 per cent).

9. For imports by trading partners, the highest share was from Malaysia at 33.8 per cent, respectively followed by Saudi Arabia (15.7 per cent), People's Republic of China (15.3 per cent) and Australia (8.4 per cent), with Mineral Fuels as the largest import commodity.

10. According to the mode of transport, in March 2022, the highest share for both exports and imports was transport by sea, which amounted to BND2,347 million or 93.8 per cent. This was followed by air transport (BND109 million or 4.4 per cent) and via land (BND45.8 million or 1.8 per cent).

11. The International Merchandise Trade Statistics (IMTS) for Brunei Darussalam adopts the General System for recording trade statistics, which covers imports, domestic exports, and re-exports. The IMTS full report for March 2022 is available from the DEPS's website at <https://deps.mofe.gov.bn>.

Formatted: Tab stops: 5.16", Left