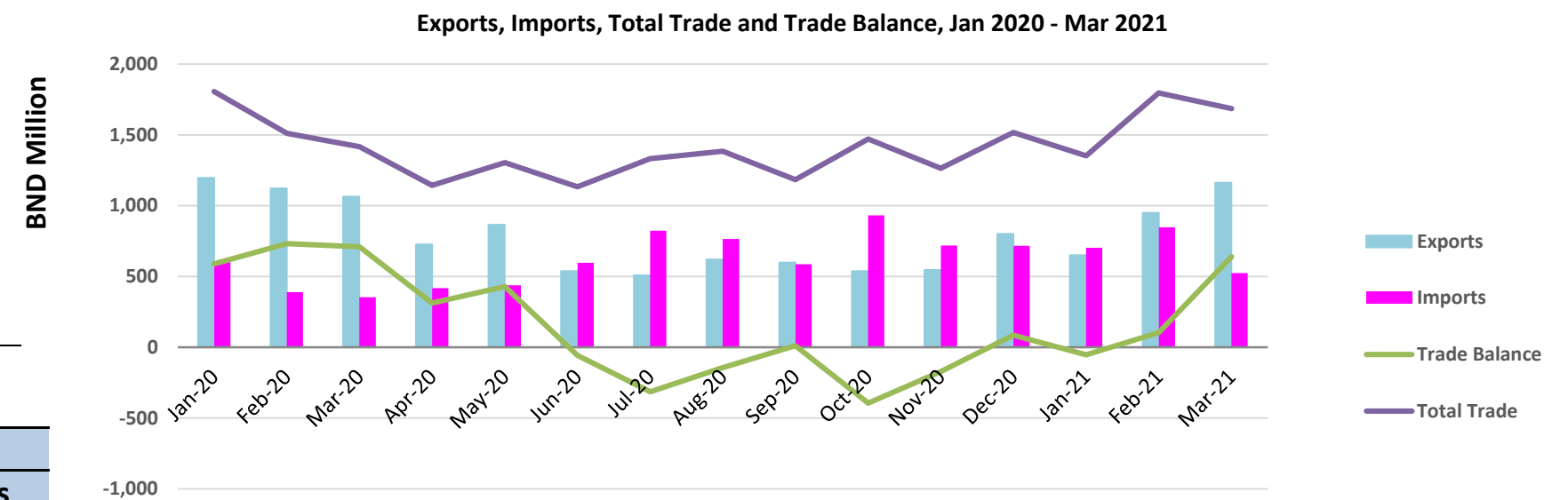


INTERNATIONAL MERCHANDISE TRADE STATISTICS, MARCH 2021

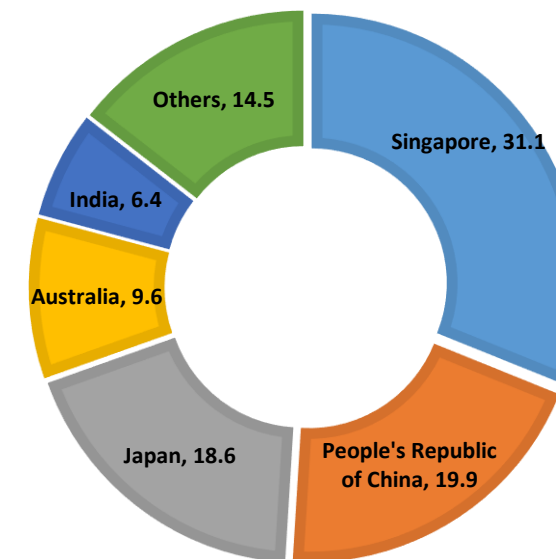
BND Million	Mar, 2020	Feb, 2021	Mar, 2021 ^P
Total Trade	1,416.4	1,796.1	1,685.6
Exports	1,063.1	949.3	1,162.3
Imports	353.3	846.8	523.3
Trade Balance	709.8	102.5	639.0



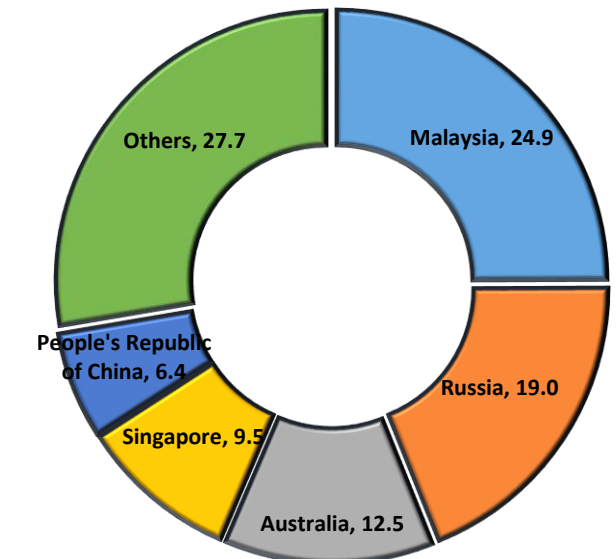
Exports and Imports by Commodity Sections, Mar 2021

Section	Value (BND Million)	
	Exports	Imports
Food	1.9	65.5
Beverages and Tobacco	0.0	6.3
Crude Materials Inedible	3.3	2.3
Mineral Fuels	934.8	203.1
Animal and Vegetable Oils and Fats	0.2	2.7
Chemicals	200.8	36.5
Manufactured Goods	3.4	55.0
Machinery and Transport Equipment	10.5	121.2
Miscellaneous Manufactured Articles	6.0	30.6
Miscellaneous Transactions	1.4	1.0
Total	1,162.3	523.3

Share of Exports by Trading Partners



Share of Imports by Trading Partners



Major Exports, Mar 2021

	Month & Year			Change (%)	
	Mar-20	Feb-21	Mar-21 ^P	y-o-y	m-o-m
Exports	1,063.1	949.3	1,162.3	9.3	22.4
<i>Of which</i>					
Major exports	543.3	437.0	487.7	-10.2	11.6
Crude Oil:					
Value (BND million)	181.9	151.4	267.2	46.9	76.5
Volume (kbbbl/day)	104.19	63.90	96.11	-7.8	50.4
Price (USD/bbl)	39.81	63.73	66.68	67.5	4.6
LNG					
Value (BND million)	361.4	285.6	220.5	-39.0	-22.8
Volume (MMBtu/day)	961,560	1,034,729	754,785	-21.5	-27.1
Price (USD/MMBtu)	8.55	7.17	7.01	-18.1	-2.3

