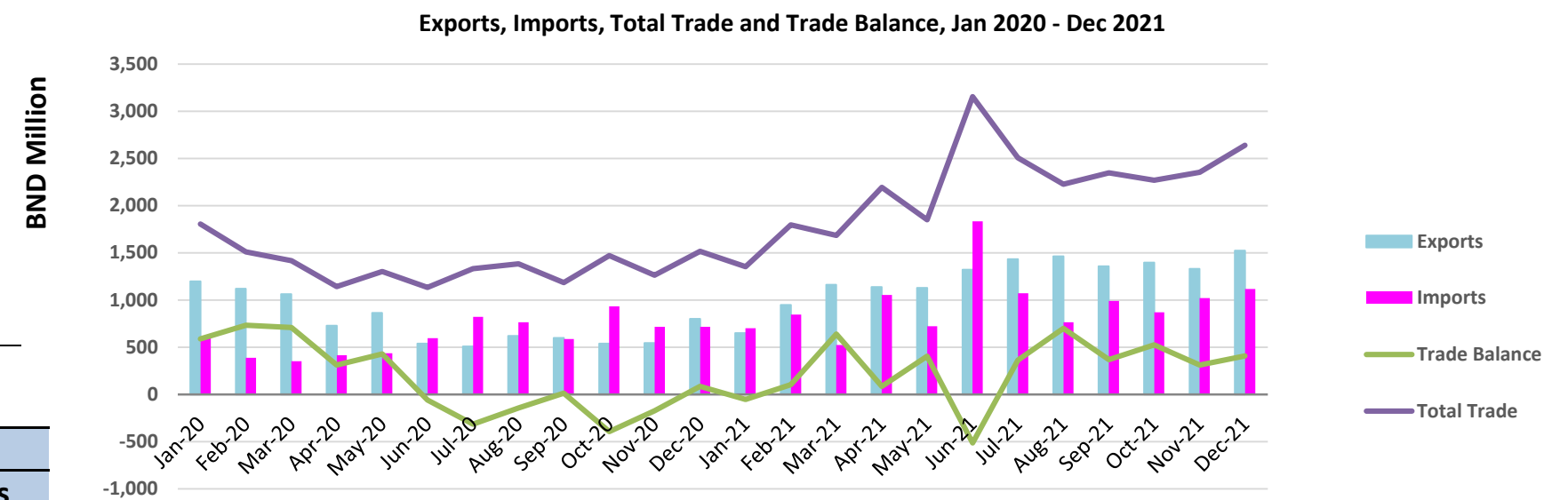


INTERNATIONAL MERCHANDISE TRADE STATISTICS, DECEMBER 2021

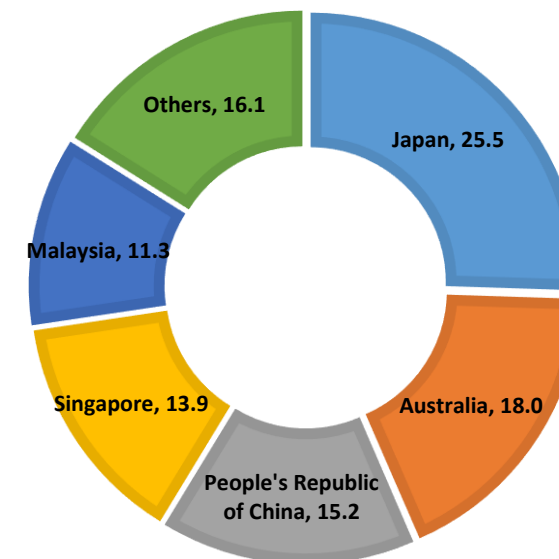
BND Million	Dec, 2020	Nov, 2021	Dec, 2021 ^P
Total Trade	1,263.4	2,351.7	2,640.6
Exports	545.7	1,331.4	1,523.5
Imports	717.7	1,020.3	1,117.1
Trade Balance	-172.0	311.1	406.4



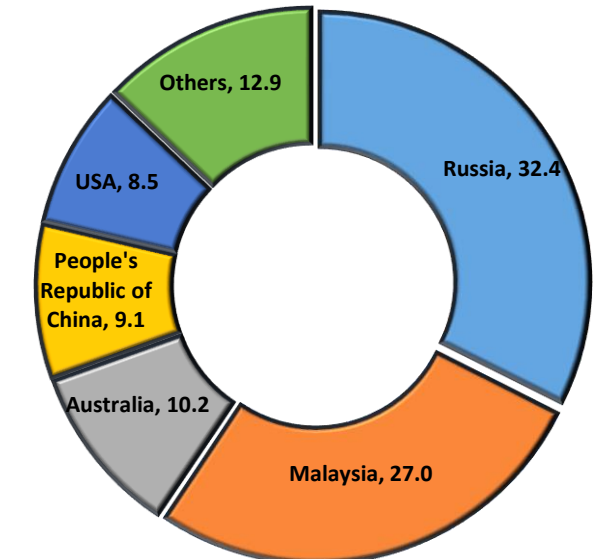
Exports and Imports by Commodity Sections, Dec 2021

Section	Value (BND Million)	
	Exports	Imports
Food	9.6	59.7
Beverages and Tobacco	0.0	4.5
Crude Materials Inedible	5.0	3.1
Mineral Fuels	1,224.7	756.9
Animal and Vegetable Oils and Fats	0.0	1.5
Chemicals	246.6	29.2
Manufactured Goods	4.4	43.9
Machinery and Transport Equipment	25.3	178.3
Miscellaneous Manufactured Articles	4.9	38.4
Miscellaneous Transactions	3.0	1.7
Total	1,523.5	1,117.1

Share of Exports by Trading Partners



Share of Imports by Trading Partners



Major Exports, Dec 2021

	Month & Year			Change (%)	
	Dec-20	Nov-21	Dec-21 ^P	y-o-y	m-o-m
Exports	800.6	1,331.4	1,523.5	90.3	14.4
<i>Of which</i>					
Major exports	411.3	573.2	704.6	71.3	22.9
Crude Oil:					
Value (BND million)	140.7	230.9	305.0	116.8	32.1
Volume (kbbbl/day)	73.30	67.63	92.90	26.7	37.4
Price (USD/bbl)	49.32	83.91	77.63	57.4	-7.5
LNG					
Value (BND million)	270.6	342.3	399.6	47.7	16.7
Volume (MMBtu/day)	671,899	769,174	846,742	-12.9	10.1
Price (USD/MMBtu)	6.74	10.94	11.17	65.6	2.1

