



SIARAN MEDIA

MEDIA RELEASE

PERANGKAAN PERDAGANGAN BARANGAN

ANTARABANGSA

INTERNATIONAL MERCHANDISE TRADE STATISTICS (IMTS)

MAC

MARCH

2021



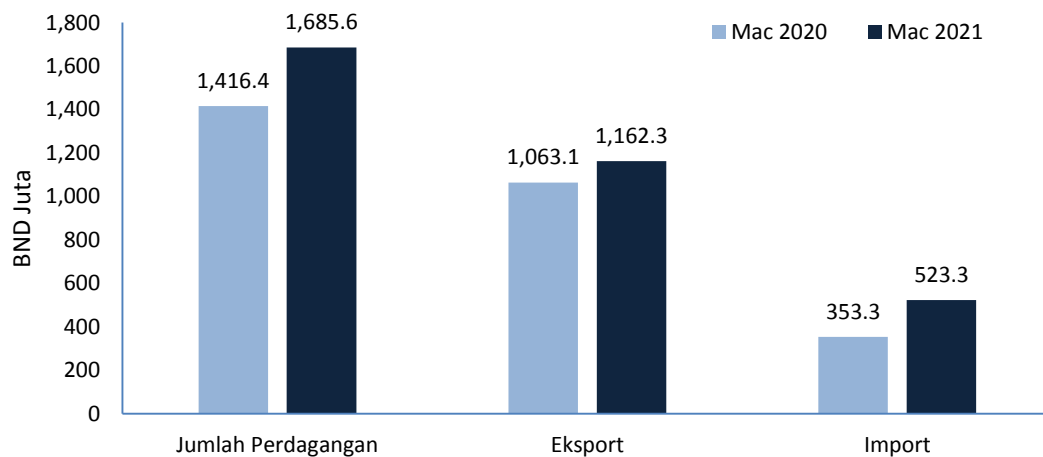
SIARAN MEDIA
JABATAN PERANCANGAN EKONOMI DAN STATISTIK
KEMENTERIAN KEWANGAN DAN EKONOMI

PERANGKAAAN PERDAGANGAN BARANGAN ANTARABANGSA
MAC 2021

TAJUK UTAMA: JUMLAH PERDAGANGAN MENINGKAT SEBANYAK 19.0 PERATUS
BAGI BULAN MAC 2021

1. Pada bulan Mac 2021, Negara Brunei Darussalam telah mencatatkan nilai jumlah perdagangan sebanyak BND1,685.6 juta, iaitu peningkatan sebanyak 19.0 peratus daripada BND1,416.4 juta pada bulan yang sama tahun 2020. Manakala, bagi perubahan bulan-ke-bulan, jumlah perdagangan bagi bulan Mac 2021 menurun sebanyak 6.2 peratus berbanding dengan bulan Februari 2021.

Prestasi Perdagangan Bagi Negara Brunei Darussalam



2. Jumlah eksport meningkat sebanyak 9.3 peratus tahun-ke-tahun kepada BND1,162.3 juta berbanding BND1,063.1 juta pada Mac 2020. Ini terutamanya disebabkan oleh peningkatan eksport Kimia kepada BND200.8 juta (Mac 2021) daripada BND137.7 juta (Mac 2020), dan juga eksport Bahan Api Galian kepada BND934.8 juta (Mac 2021) daripada BND908.5 juta (Mac 2020).

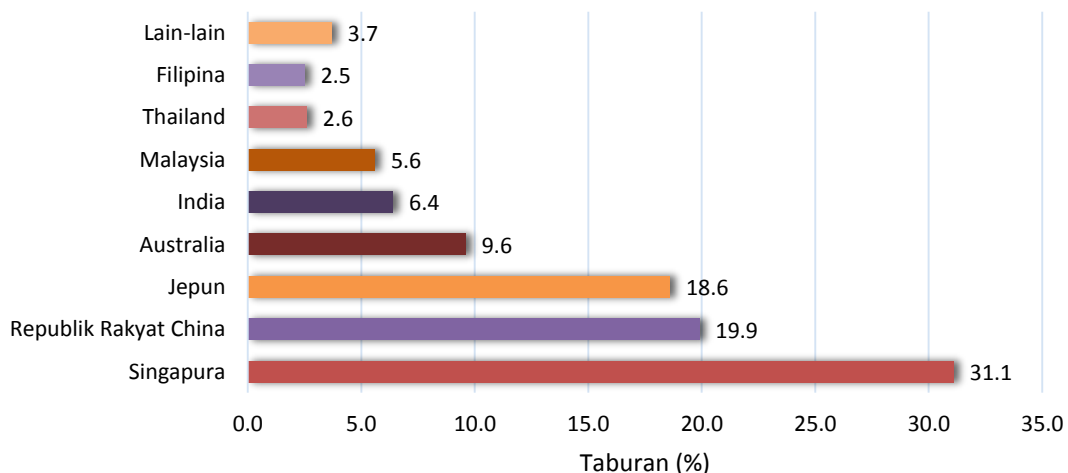
- Peningkatan eksport Bahan Api Galian terutamanya didorong oleh peningkatan eksport Minyak Mentah disebabkan oleh peningkatan harga purata kepada USD66.68 setong (Mac 2021) daripada USD39.81 setong (Mac 2020) walaupun jumlah isipadu eksport Minyak Mentah menurun kepada 96.11 ribu tong sehari (Mac 2021) daripada 104.19 ribu tong sehari (Mac 2020). Ekports Gas Cecair Asli (LNG) pula menurun dan selaras dengan penurunan purata harga eksport yang menurun kepada USD7.01 per MMBtu (Mac 2021) daripada USD8.55 per MMBtu (Mac 2020), sementara itu, jumlah isipadu eksport LNG juga menurun kepada 754,785 MMBtu sehari (Mac 2021) daripada 961,560 MMBtu sehari (Mac 2020).

Rajah 1: Bahan Api Galian

	Mar 2020	Mar 2021	Perubahan
	Nilai (BND juta)		%
Minyak Mentah	181.9	267.2	46.9
Gas Cecair Asli (LNG)	361.4	220.5	-39.0

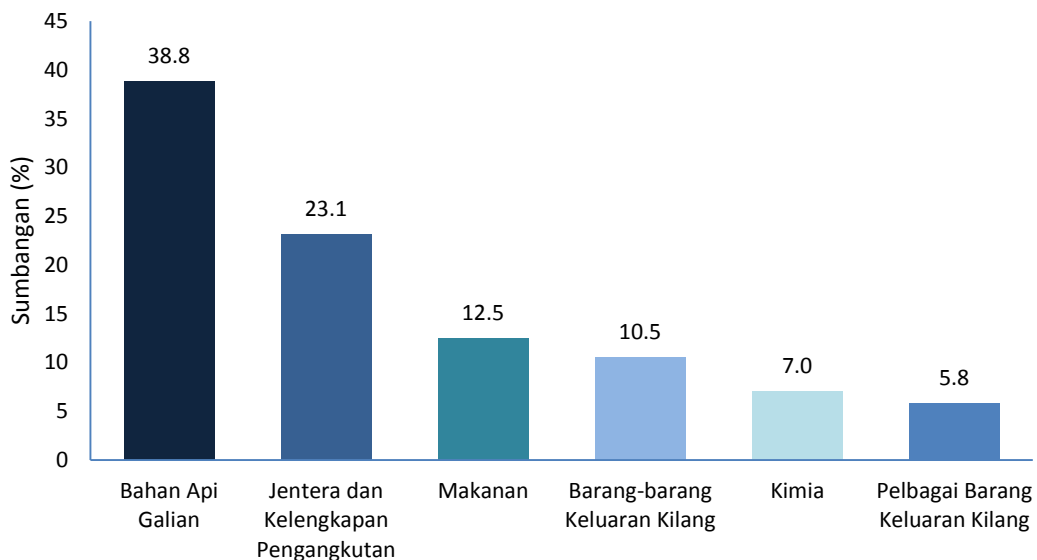
- Dari segi komoditi mengikut seksyen, Bahan Api Galian merupakan penyumbang utama kepada eksport Negara Brunei Darussalam sebanyak 80.4 peratus diikuti dengan Kimia (17.3 peratus), Jentera dan Kelengkapan Pengangkutan (0.9 peratus), Pelbagai Barang Keluaran Kilang (0.5 peratus) dan Barang-barang Keluaran Kilang (0.3 peratus).
- Pasaran eksport utama pada bulan Mac 2021 adalah Singapura (31.1 peratus) diikuti oleh Republik Rakyat China (19.9 peratus) dan Jepun (18.6 peratus).

Peratus Taburan Eksport Mengikut Rakan Dagangan



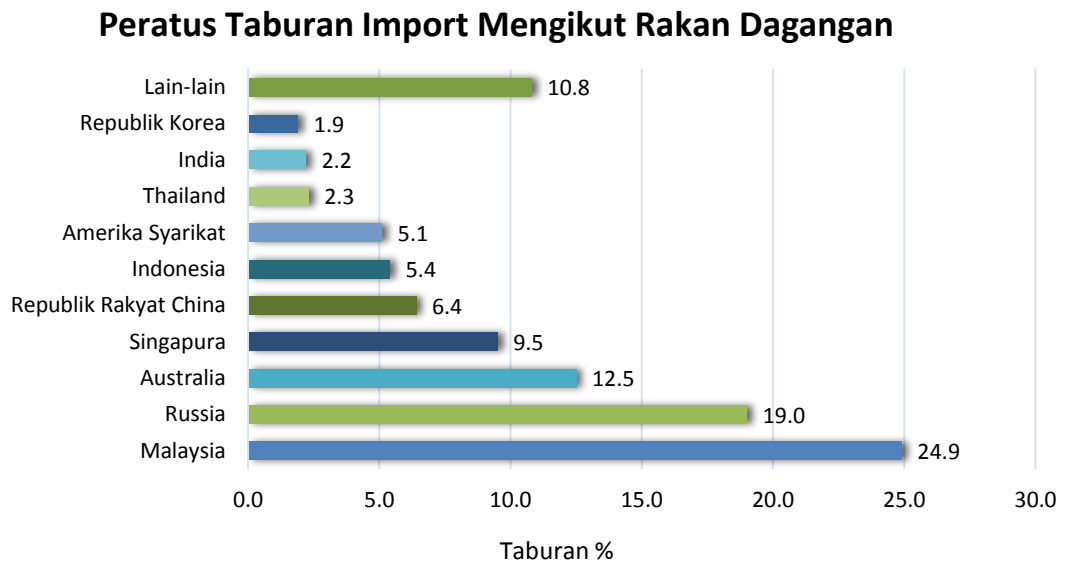
6. Bagi import pula, jumlah nilai menunjukkan peningkatan kepada BND523.3 juta (Mac 2021) daripada BND353.3 juta (Mac 2020) terutamanya disebabkan oleh peningkatan import Bahan Api Galian yang sebahagian besarnya digunakan sebagai input bagi penghasilan produk petrokimia. Selain itu, peningkatan import juga antarlainnya disebabkan oleh peningkatan import Jentera dan Kelengkapan Pengangkutan, Barang-barang Keluaran Kilang, Makanan dan Kimia.
7. Lima komoditi import utama pada bulan ini adalah Bahan Api Galian (38.8 peratus) diikuti oleh Jentera dan Kelengkapan Pengangkutan (23.1 peratus), Makanan (12.5 peratus), Barang-barang Keluaran Kilang (10.5 peratus), Kimia (7.0 peratus) dan Pelbagai Barang Keluaran Kilang (5.8 peratus).

Lima Komoditi Import Utama



8. Mengikut Kategori Penggunaan Akhir, import Barang Perantaraan menyumbang sebanyak 59.1 peratus dari jumlah import diikuti oleh import Barang Modal (34.2 peratus) dan Barang Penggunaan (6.7 peratus).

9. Dari segi import mengikut rakan dagangan, sumbangan terbesar adalah dari Malaysia (24.9 peratus) diikuti oleh Russia (19.0 peratus), dan Australia (12.5 peratus). Import dari Malaysia, Russia dan Australia kebanyakannya adalah Bahan Api Galian.



10. Mengikut mod pengangkutan, pada bulan Mac 2021, peratus yang tertinggi adalah mod pengangkutan laut berjumlah BND1,603.4 juta (95.1 peratus). Ini diikuti oleh pengangkutan udara (BND54.7 juta atau 3.2 peratus) dan melalui darat (BND27.5 juta atau 1.6 peratus).
11. Perangkaan Perdagangan Barangan Antarabangsa (*International Merchandise Trade Statistics, IMTS*) bagi Negara Brunei Darussalam menggunakan “*General System*” bagi merekodkan perangkaan perdagangan yang meliputi import, eksport domestik dan eksport semula. Laporan penuh IMTS bagi bulan Mac 2021 boleh didapati melalui laman sesawang JPES di www.deps.gov.bn.

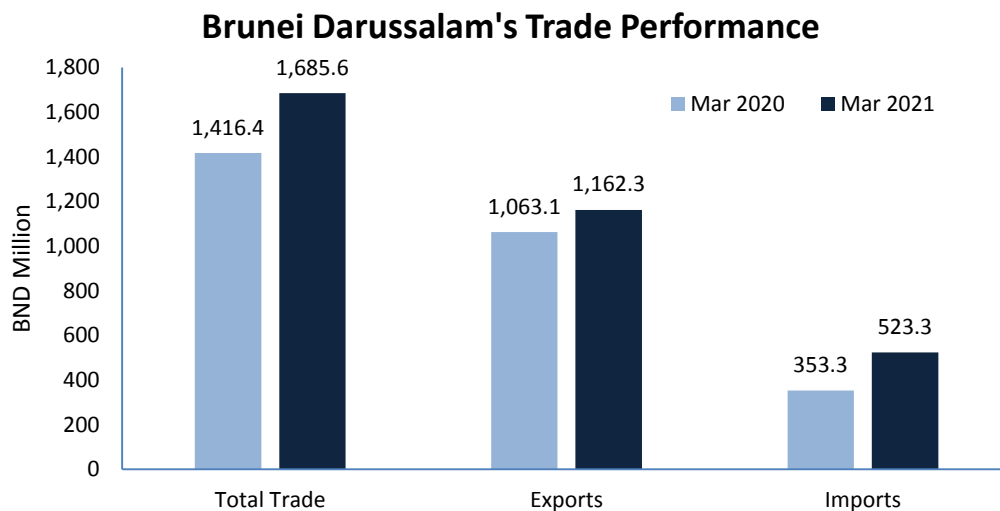


MEDIA RELEASE
DEPARTMENT OF ECONOMIC PLANNING AND STATISTICS
MINISTRY OF FINANCE AND ECONOMY

INTERNATIONAL MERCHANDISE TRADE STATISTICS (IMTS)
MARCH 2021

HEADLINE: TOTAL TRADE INCREASED BY 19.0 PER CENT IN MARCH 2021

1. In March 2021, Brunei Darussalam's total trade was valued at BND1,685.6 million, an increase by 19.0 per cent from BND1,416.4 million during the same month last year. Meanwhile, for month-to-month changes, total trade for March 2021 decreased by 6.2 per cent compared to February 2021.



2. Total exports increased by 9.3 per cent year-on-year to BND1,162.3 million compared to BND1,063.1 million in March 2020. This was mainly due to the increase in Chemicals exports to BND200.8 million (March 2021) from BND137.7 million (March 2020), and Mineral Fuels exports to BND934.8 million (March 2021) from BND908.5 million (March 2020).

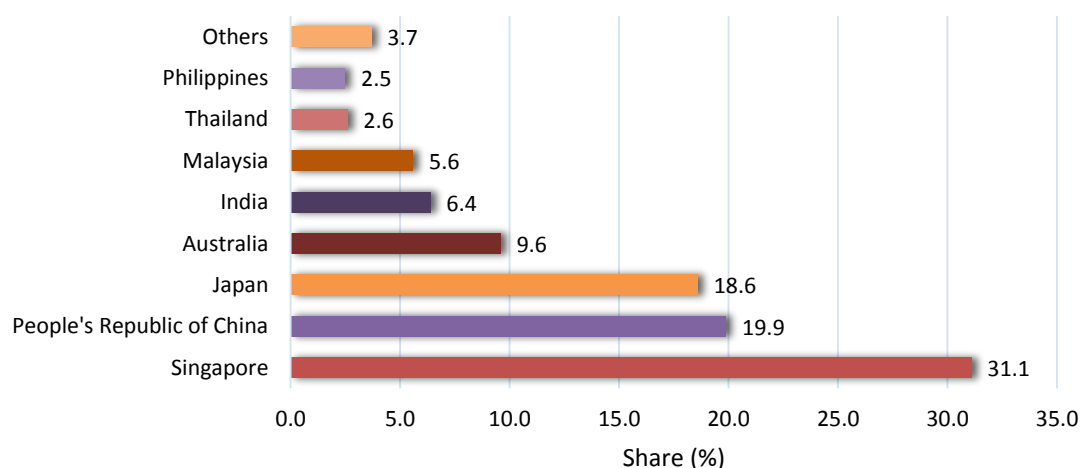
- The increase in Mineral Fuels exports was largely due to an increase in exports of Crude Oil, mainly attributed to an increase in average price to USD66.68 per barrel (March 2021) from USD39.81 per barrel (March 2020), despite a decline in export volume of Crude Oil to 96.11 thousand barrels per day (March 2021) from 104.19 thousand barrels per day (March 2020). Exports of Liquefied Natural Gas (LNG) however declined which is in line with the decrease in the average exports price to USD7.01 per MMBtu (March 2021) from USD8.55 per MMBtu (March 2020) and exports volume of LNG which decreased to 754,785 MMBtu per day (March 2021) from 961,560 MMBtu per day (March 2020).

Table 1: Mineral Fuels

	Mar 2020	Mar 2021	Change
	Value (BND million)		%
Crude Oil	181.9	267.2	46.9
Liquefied Natural Gas (LNG)	361.4	220.5	-39.0

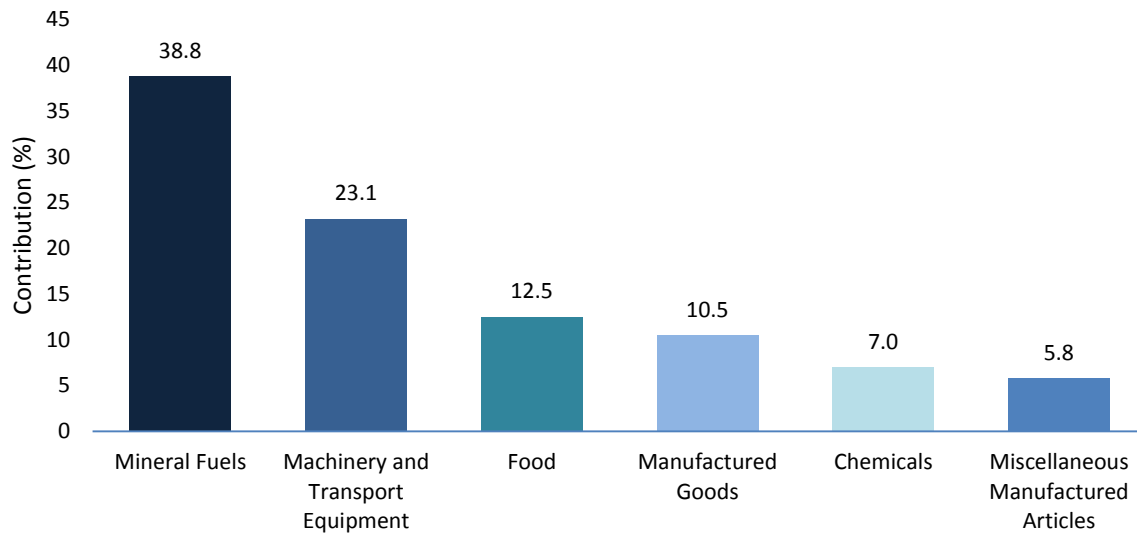
- In terms of commodity by section, Mineral Fuels represents the major contributor to Brunei Darussalam's exports with 80.4 per cent, followed by Chemicals (17.3 per cent), Machinery and Transport Equipment (0.9 per cent), Miscellaneous Manufactured Articles (0.5 per cent) and Manufactured Goods (0.3 per cent).
- The main exports market in March 2021 was Singapore (31.1 per cent) followed by People's Republic of China (19.9 per cent) and Japan (18.6 per cent).

Share of Exports by Trading Partners



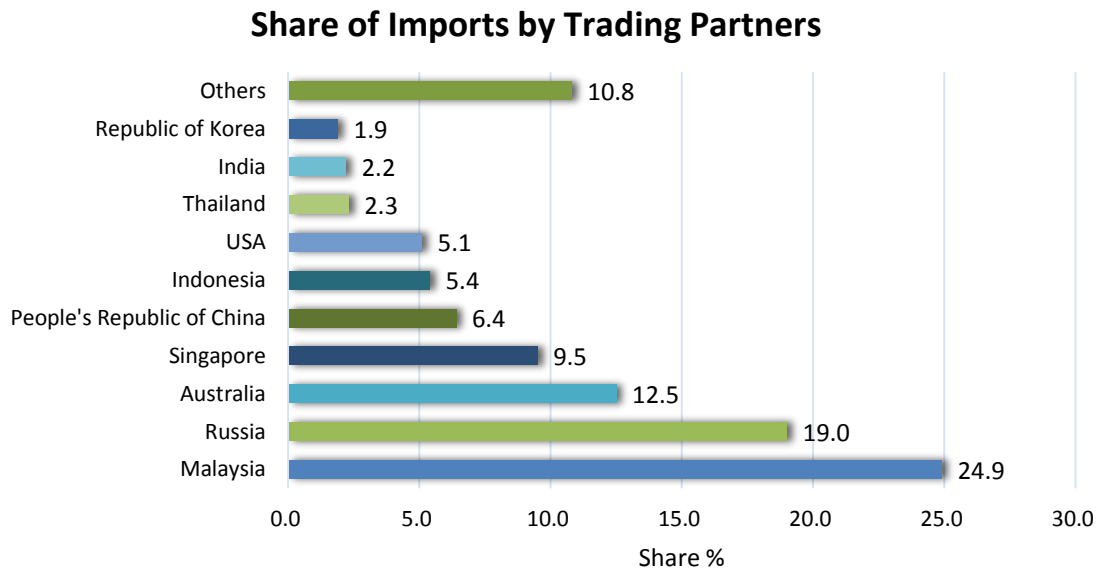
6. For imports, the total value increased to BND523.3 million (March 2021) from BND353.3 million (March 2020) mainly driven by an increase in imports of Mineral Fuels which are largely used as input for the production of petrochemical products. In addition, the increase in imports was among others due to an increase in imports of Machinery and Transport Equipment, Manufactured Goods, Food and Chemicals.
7. The five main imports by commodity were Mineral Fuels (38.8 per cent), followed by Machinery and Transport Equipment (23.1 per cent), Food (12.5 per cent), Manufactured Goods (10.5 per cent), Chemicals (7.0 per cent) and Miscellaneous Manufactured Articles (5.8 per cent).

Five Main Imports by Commodity



8. By End Use Category, imports of Intermediate Goods accounted for 59.1 per cent of the total imports, followed by Capital Goods (34.2 per cent) and Consumption Goods (6.7 per cent).

9. For imports by trading partners, the highest share was from Malaysia (24.9 per cent), followed by Russia (19.0 per cent), and Australia (12.5 per cent). Imports from Malaysia, Russia and Australia were mostly Mineral Fuels.



10. According to the mode of transport, in March 2021, the highest share was transport by sea, which amounted to BND1,603.4 million (95.1 per cent). This was followed by air transport (BND54.7 million or 3.2 per cent) and via land (BND27.5million or 1.6 per cent).
11. The International Merchandise Trade Statistics (IMTS) for Brunei Darussalam adopts the General System for recording trade statistics, which covers imports, domestic exports, and re-exports. The IMTS full report for March 2021 is available from the DEPS's website: www.deps.gov.bn.