



SIARAN MEDIA

MEDIA RELEASE

PERANGKAAN PERDAGANGAN BARANGAN

ANTARABANGSA

INTERNATIONAL MERCHANDISE TRADE STATISTICS (IMTS)

JUN

JUNE

2021



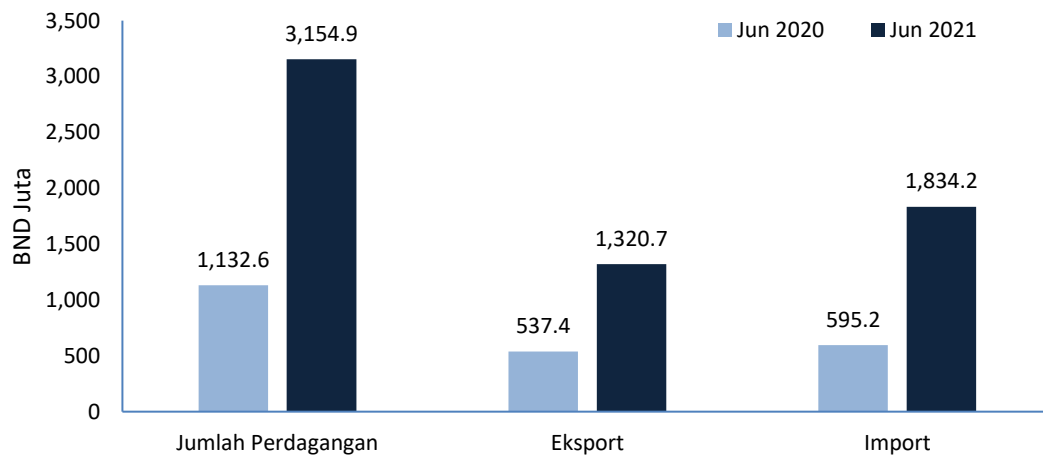
SIARAN MEDIA
JABATAN PERANCANGAN EKONOMI DAN STATISTIK
KEMENTERIAN KEWANGAN DAN EKONOMI

PERANGKAIAN PERDAGANGAN BARANGAN ANTARABANGSA
JUN 2021

TAJUK UTAMA: JUMLAH PERDAGANGAN MENINGKAT SEBANYAK 178.6 PERATUS
BAGI BULAN JUN 2021

1. Pada bulan Jun 2021, Negara Brunei Darussalam telah mencatatkan nilai jumlah perdagangan sebanyak BND3,154.9 juta, iaitu peningkatan sebanyak 178.6 peratus daripada BND1,132.6 juta pada bulan yang sama tahun 2020. Manakala, bagi perubahan bulan-ke-bulan, jumlah perdagangan bagi bulan Jun 2021 meningkat sebanyak 70.5 peratus berbanding dengan bulan Mei 2021.

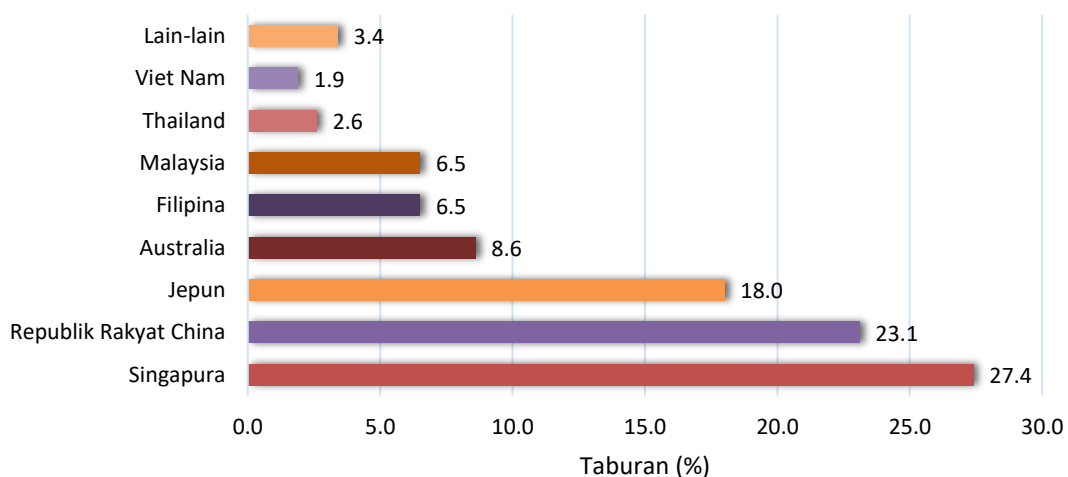
Prestasi Perdagangan Bagi Negara Brunei Darussalam



2. Jumlah eksport meningkat sebanyak 145.8 peratus tahun-ke-tahun kepada BND1,320.7 juta berbanding BND537.4 juta pada Jun 2020. Ini terutamanya disebabkan oleh peningkatan eksport Bahan Api Galian kepada BND991.8 juta (Jun 2021) daripada BND417.6 juta (Jun 2020), dan juga eksport Kimia kepada BND302.2 juta (Jun 2021) daripada BND109.1 juta (Jun 2020).

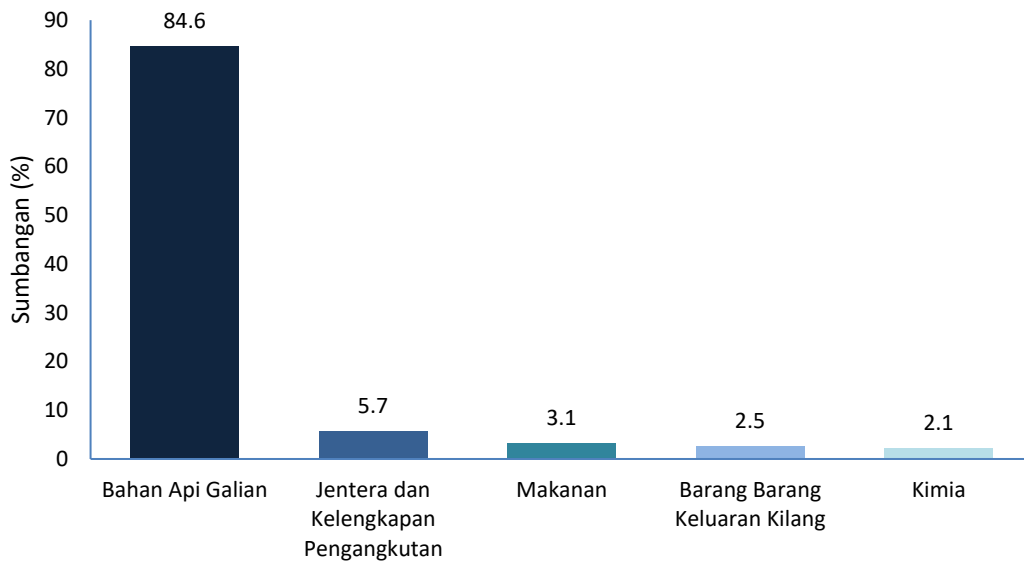
3. Peningkatan eksport Bahan Api Galian terutamanya didorong oleh peningkatan dalam nilai eksport minyak mentah, eksport Gas Cecair Asli (LNG), dan eksport produk petroleum dari aktiviti hiliran. Peningkatan eksport minyak mentah adalah terutamanya disebabkan oleh peningkatan harga purata kepada USD73.82 setong (Jun 2021) daripada USD34.52 setong (Jun 2020). Begitu juga bagi ekports LNG, yang mana peningkatannya adalah disebabkan oleh peningkatan harga purata kepada USD9.16 per MMBtu (Jun 2021) daripada USD4.26 per MMBtu (Jun 2020). Sementara itu, jumlah isipadu bagi kedua-dua eksport minyak mentah dan LNG telah mencatatkan penurunan berbanding dengan tahun sebelumnya;
4. Dari segi komoditi mengikut seksyen, Bahan Api Galian merupakan penyumbang utama kepada eksport Negara Brunei Darussalam (75.1 peratus), diikuti dengan Kimia (22.9 peratus) dan Jentera dan Kelengkapan Pengangkutan (0.8 peratus).
5. Pasaran eksport utama pada bulan Jun 2021 adalah Singapura (27.4 peratus) diikuti oleh Republik Rakyat China (23.1 peratus) dan Jepun (18.0 peratus).

Peratus Taburan Eksport Mengikut Rakan Dagangan



6. Bagi import pula, jumlah nilai menunjukkan peningkatan kepada BND1,834.2 juta (Jun 2021) daripada BND595.2 juta (Jun 2020) terutamanya disebabkan oleh peningkatan import Bahan Api Galian yang sebahagian besarnya digunakan sebagai input bagi penghasilan produk petrokimia.
7. Lima komoditi import utama pada bulan ini adalah Bahan Api Galian (84.6 peratus) diikuti oleh Jentera dan Kelengkapan Pengangkutan (5.7 peratus), Makanan (3.1 peratus), Barang Barang Keluaran Kilang (2.5 peratus) dan Kimia (2.1 peratus).

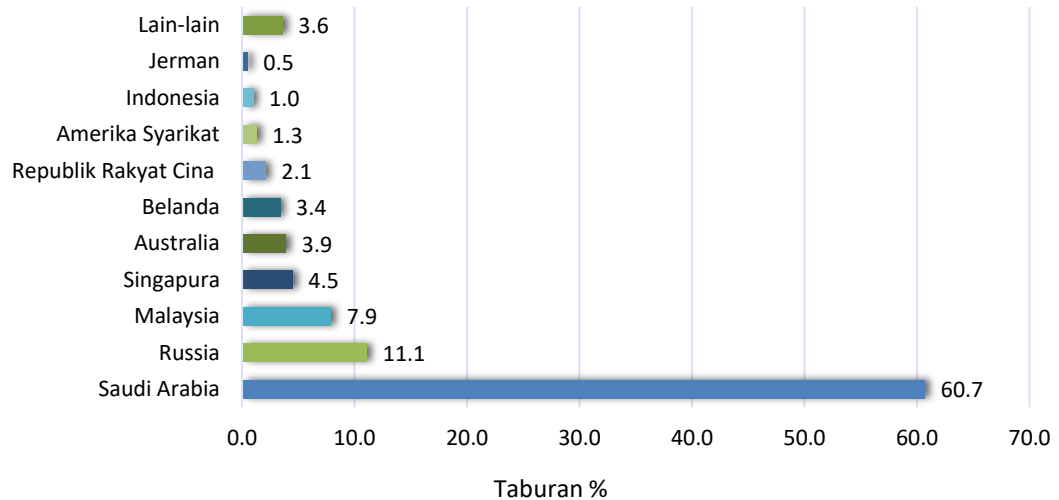
Lima Komoditi Import Utama



8. Mengikut Kategori Penggunaan Akhir, import Barang Perantaraan menyumbang sebanyak 56.8 peratus dari jumlah import diikuti oleh import Barang Modal (40.7 peratus) dan Barang Penggunaan (2.5 peratus).

9. Dari segi import mengikut rakan dagangan, sumbangan terbesar adalah dari Saudi Arabia (60.7 peratus) diikuti oleh Russia (11.1 peratus), dan Malaysia (7.9 peratus). Komoditi import terbesar dari Saudi Arabia, Russia dan Malaysia adalah Bahan Api Galian.

Peratus Taburan Import Mengikut Rakan Dagangan



10. Mengikut mod pengangkutan, pada bulan Jun 2021, peratus yang tertinggi adalah mod pengangkutan laut berjumlah BND3,074.4 juta (97.4 peratus). Ini diikuti oleh pengangkutan udara (BND56.9 juta atau 1.8 peratus) dan melalui darat (BND23.4 juta atau 0.7 peratus).

11. Perangkaan Perdagangan Barangan Antarabangsa (*International Merchandise Trade Statistics, IMTS*) bagi Negara Brunei Darussalam menggunakan “*General System*” bagi merekodkan perangkaan perdagangan yang meliputi import, eksport domestik dan eksport semula. Laporan penuh IMTS bagi bulan Jun 2021 boleh didapati melalui laman sesawang JPES di www.deps.gov.bn.

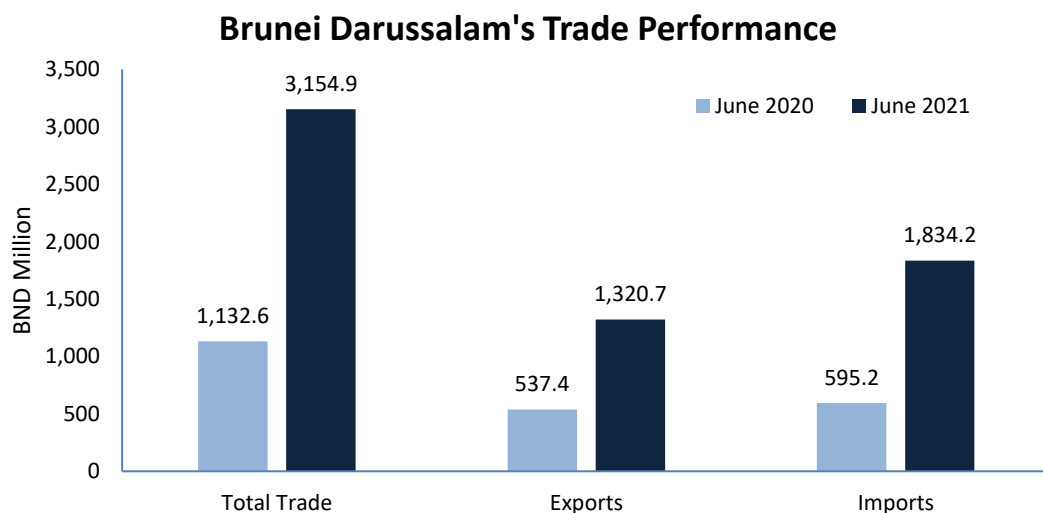


MEDIA RELEASE
DEPARTMENT OF ECONOMIC PLANNING AND STATISTICS
MINISTRY OF FINANCE AND ECONOMY

INTERNATIONAL MERCHANDISE TRADE STATISTICS (IMTS)
JUNE 2021

HEADLINE: TOTAL TRADE INCREASED BY 178.6 PER CENT IN JUNE 2021

1. In June 2021, Brunei Darussalam's total trade was valued at BND3,154.9 million, an increase by 178.6 per cent from BND1,132.6 million during the same month last year. Meanwhile, for month-to-month changes, total trade for June 2021 increased by 70.5 per cent compared to May 2021.



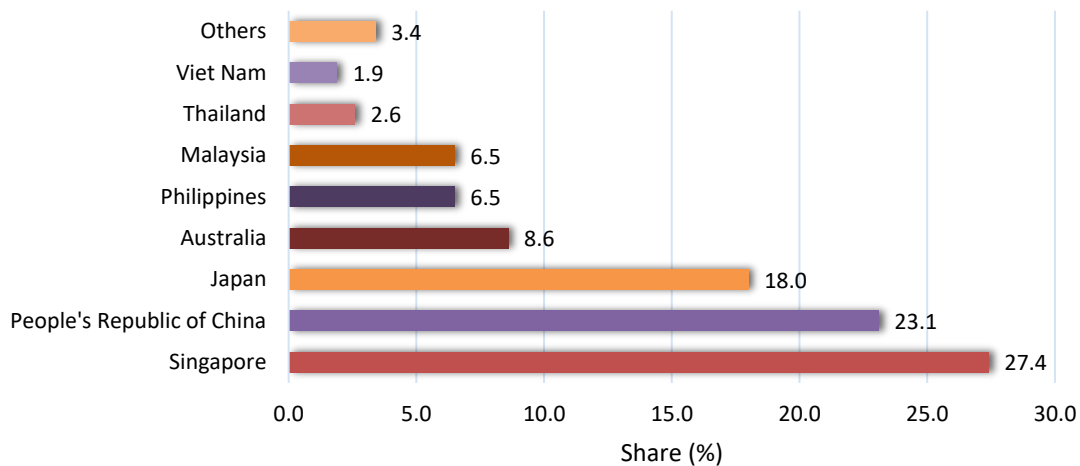
2. Total exports increased by 145.8 per cent year-on-year to BND1,320.7 million compared to BND537.4 million in June 2020. This was mainly due to the increase in Mineral Fuels exports to BND991.8 million (June 2021) from BND417.6 million (June 2020), and Chemicals exports to BND302.2 million (June 2021) from BND109.1 million (June 2020).

3. *The increase in Mineral Fuels exports was largely due to an increase in the value of exports of crude oil, exports of Liquefied Natural Gas (LNG) and exports of petroleum products from the downstream activities. The increase in exports of crude oil was mainly attributed to a significant increase in average price to USD73.82 per barrel (June 2021) from USD34.52 per barrel (June 2020). Likewise for LNG exports, the increase was due to an increase in the average price to USD9.16 per MMBtu (June 2021) from USD4.26 per MMBtu (June 2020). Meanwhile, the total volume of both crude oil and LNG exports recorded a decline compared to the previous year.*

4. *In terms of commodity by section, Mineral Fuels represents the major contributor to Brunei Darussalam's exports (75.1 per cent), followed by Chemicals (22.9 per cent), and Machinery and Transport Equipment (0.8 per cent).*

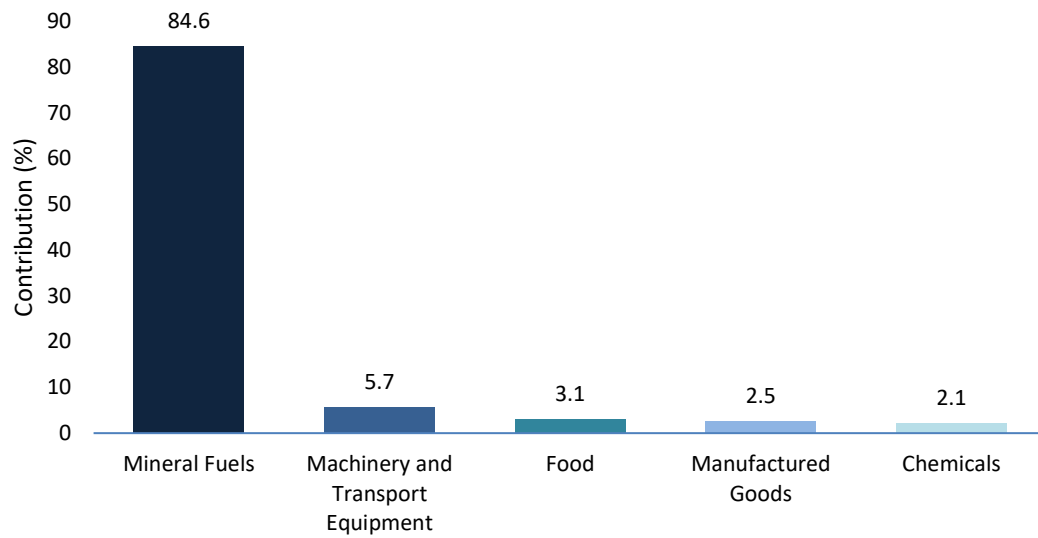
5. *The main exports market in June 2021 was Singapore (27.4 per cent) followed by People's Republic of China (23.1 per cent) and Japan (18.0 per cent).*

Share of Exports by Trading Partners



6. For imports, the total value increased to BND1,834.2 million (June 2021) from BND595.2 million (June 2020) mainly driven by an increase in imports of Mineral Fuels which are largely used as input for the production of petrochemical products.
7. The five main imports by commodity were Mineral Fuels (84.6 per cent), followed by Machinery and Transport Equipment (5.7 per cent), Food (3.1 per cent), Manufactured Goods (2.5 per cent) and Chemicals (2.1 per cent).

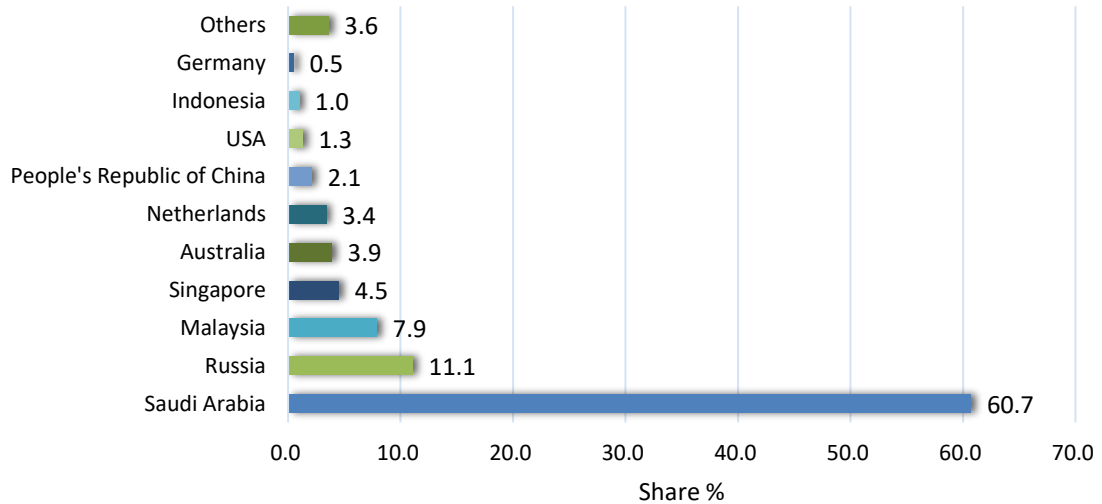
Five Main Imports by Commodity



8. By End Use Category, imports of Intermediate Goods accounted for 56.8 per cent of the total imports, followed by Capital Goods (40.7 per cent) and Consumption Goods (2.5 per cent).

9. For imports by trading partners, the highest share was from Saudi Arabia (60.7 per cent), followed by Russia (11.1 per cent), and Malaysia (7.9 per cent). The largest import commodity from Saudi Arabia, Russia and Malaysia was Mineral Fuels.

Share of Imports by Trading Partners



10. According to the mode of transport, in June 2021, the highest share was transport by sea, which amounted to BND3,074.4 million (97.4 per cent). This was followed by air transport (BND56.9 million or 1.8 per cent) and via land (BND23.4 million or 0.7 per cent).

11. The International Merchandise Trade Statistics (IMTS) for Brunei Darussalam adopts the General System for recording trade statistics, which covers imports, domestic exports, and re-exports. The IMTS full report for June 2021 is available from the DEPS's website at www.deps.gov.bn.