



SIARAN MEDIA

MEDIA RELEASE

PERANGKAAN PERDAGANGAN BARANGAN

ANTARABANGSA

INTERNATIONAL MERCHANDISE TRADE STATISTICS (IMTS)

JULAI

JULY

2021



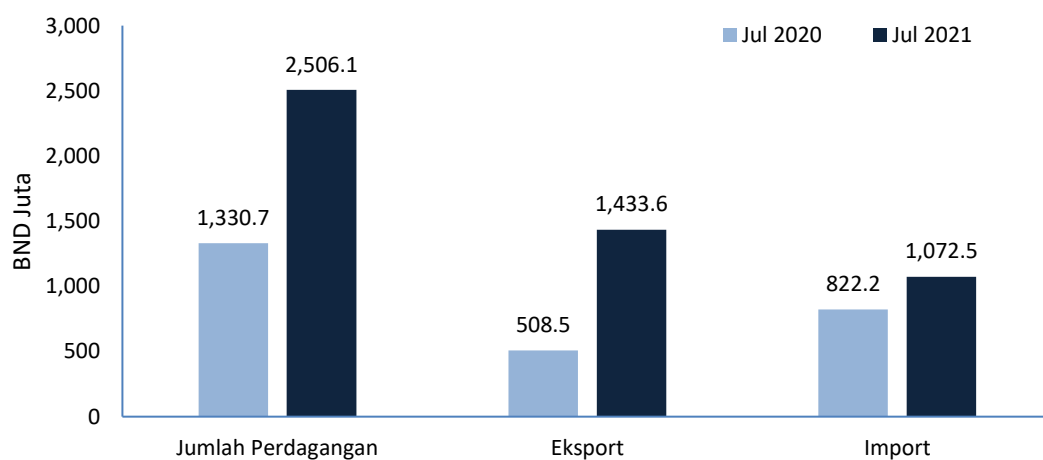
**SIARAN MEDIA
JABATAN PERANCANGAN EKONOMI DAN STATISTIK
KEMENTERIAN KEWANGAN DAN EKONOMI**

**PERANGKAAAN PERDAGANGAN BARANGAN ANTARABANGSA
JULAI 2021**

**TAJUK UTAMA: JUMLAH PERDAGANGAN MENINGKAT SEBANYAK 88.3 PERATUS
BAGI BULAN JULAI 2021**

1. Pada bulan Julai 2021, Negara Brunei Darussalam telah mencatatkan nilai jumlah perdagangan sebanyak BND2,506.1 juta, iaitu peningkatan sebanyak 88.3 peratus daripada BND1,330.7 juta pada bulan yang sama tahun 2020. Manakala, bagi perubahan bulan-ke-bulan, jumlah perdagangan bagi bulan Julai 2021 menurun sebanyak 20.6 peratus berbanding dengan bulan Jun 2021.

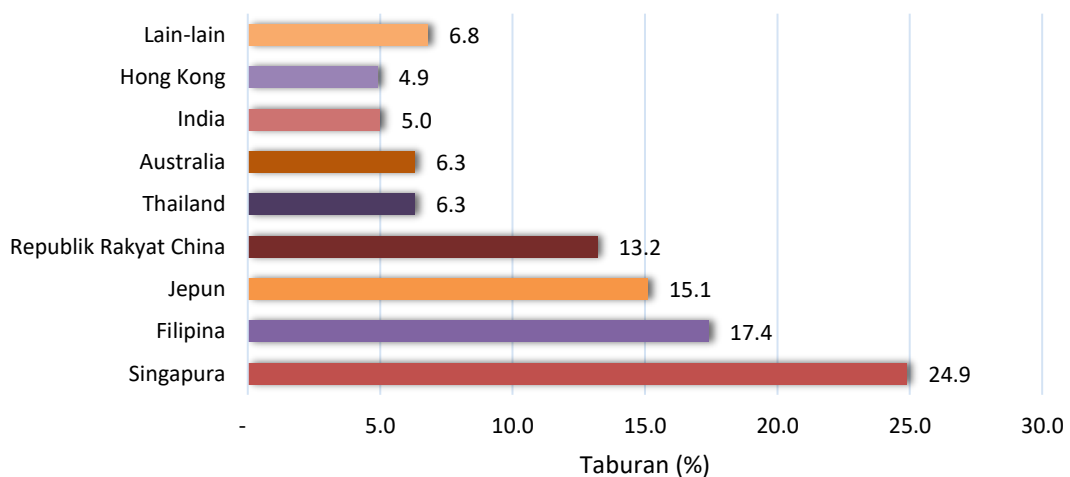
Prestasi Perdagangan Bagi Negara Brunei Darussalam



2. Jumlah eksport meningkat sebanyak 181.9 peratus tahun-ke-tahun kepada BND1,433.6 juta berbanding BND508.5 juta pada Julai 2020. Ini terutamanya disebabkan oleh peningkatan eksport Bahan Api Galian kepada BND1,171.9 juta (Julai 2021) daripada BND414.6 juta (Julai 2020), dan juga eksport Kimia kepada BND169.8 juta (Julai 2021) daripada BND88.6 juta (Julai 2020).

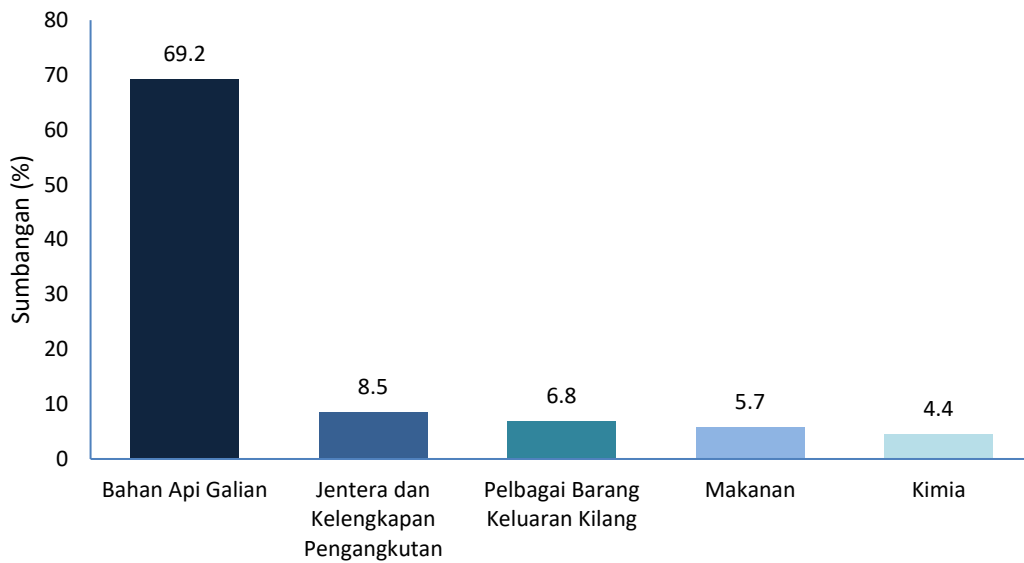
3. Peningkatan eksport Bahan Api Galian terutamanya didorong oleh peningkatan dalam nilai eksport minyak mentah, eksport Gas Cecair Asli (LNG), dan eksport produk petroleum dari aktiviti hiliran. Peningkatan eksport minyak mentah adalah terutamanya disebabkan oleh peningkatan harga purata kepada USD75.79 setong (Julai 2021) daripada USD43.96 setong (Julai 2020), dan juga peningkatan jumlah isipadu kepada 96.48 ribu tong sehari (Julai 2021) daripada 45.73 ribu tong sehari (Julai 2020). Begitu juga bagi ekports LNG, yang mana peningkatannya adalah disebabkan oleh peningkatan harga purata kepada USD9.39 per MMBtu (Julai 2021) daripada USD5.69 per MMBtu (Julai 2020).
4. Dari segi komoditi mengikut seksyen, Bahan Api Galian merupakan penyumbang utama kepada eksport Negara Brunei Darussalam (81.7 peratus), diikuti dengan Kimia (11.8 peratus) dan Jentera dan Kelengkapan Pengangkutan (5.2 peratus).
5. Pasaran eksport utama pada bulan Julai 2021 adalah Singapura (24.9 peratus) diikuti oleh Filipina (17.4 peratus) dan Jepun (15.1 peratus).

Peratus Taburan Eksport Mengikut Rakan Dagangan



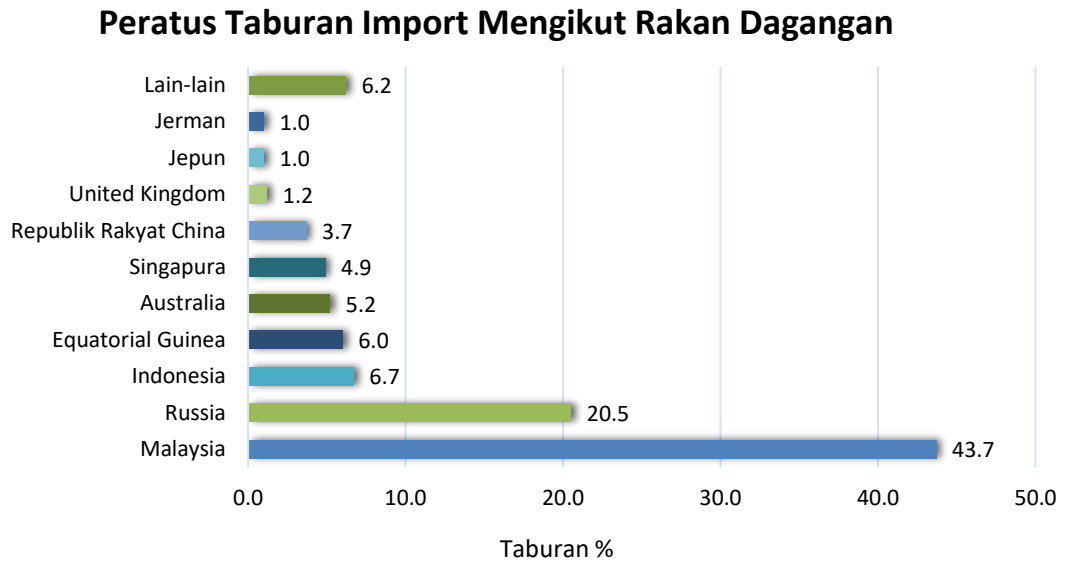
6. Bagi import pula, jumlah nilai menunjukkan peningkatan kepada BND1,072.5 juta (Julai 2021) daripada BND822.2 juta (Julai 2020) terutamanya disebabkan oleh peningkatan import Bahan Api Galian yang sebahagian besarnya digunakan sebagai input bagi penghasilan produk petrokimia.
7. Lima komoditi import utama pada bulan ini adalah Bahan Api Galian (69.2 peratus) diikuti oleh Jentera dan Kelengkapan Pengangkutan (8.5 peratus), Pelbagai Barang Keluaran Kilang (6.8 peratus), Makanan (5.7 peratus) dan Kimia (4.4 peratus).

Lima Komoditi Import Utama



8. Mengikut Kategori Penggunaan Akhir, import Barang Perantaraan menyumbang sebanyak 58.8 peratus dari jumlah import diikuti oleh import Barang Modal (36.3 peratus) dan Barang Penggunaan (4.9 peratus).

9. Dari segi import mengikut rakan dagangan, sumbangan terbesar adalah dari Malaysia (43.7 peratus) diikuti oleh Russia (20.5 peratus), dan Indonesia (6.7 peratus). Komoditi import terbesar dari Malaysia, dan Russia adalah Bahan Api Galian. Manakala dari Indonesia adalah Pelbagai Barang Keluaran Kilang.



10. Mengikut mod pengangkutan, pada bulan Julai 2021, peratus yang tertinggi adalah mod pengangkutan laut berjumlah BND2,305.4 juta (92.0 peratus). Ini diikuti oleh pengangkutan udara (BND178.9 juta atau 7.1 peratus) dan melalui darat (BND21.8 juta atau 0.9 peratus).

11. Perangkaan Perdagangan Barangan Antarabangsa (*International Merchandise Trade Statistics, IMTS*) bagi Negara Brunei Darussalam menggunakan “*General System*” bagi merekodkan perangkaan perdagangan yang meliputi import, eksport domestik dan eksport semula. Laporan penuh IMTS bagi bulan Julai 2021 boleh didapati melalui laman sesawang JPES di www.deps.gov.bn.

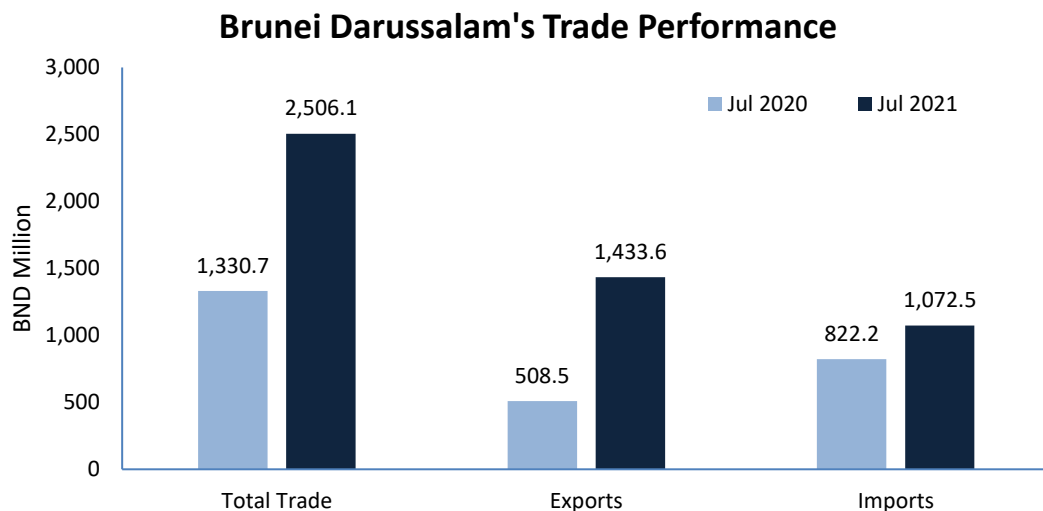


MEDIA RELEASE
DEPARTMENT OF ECONOMIC PLANNING AND STATISTICS
MINISTRY OF FINANCE AND ECONOMY

INTERNATIONAL MERCHANDISE TRADE STATISTICS (IMTS)
JULY 2021

HEADLINE: TOTAL TRADE INCREASED BY 88.3 PER CENT IN JULY 2021

1. In July 2021, Brunei Darussalam's total trade was valued at BND2,506.1 million, an increase by 88.3 per cent from BND1,330.7 million during the same month last year. Meanwhile, for month-to-month changes, total trade for July 2021 decreased by 20.6 per cent compared to June 2021.



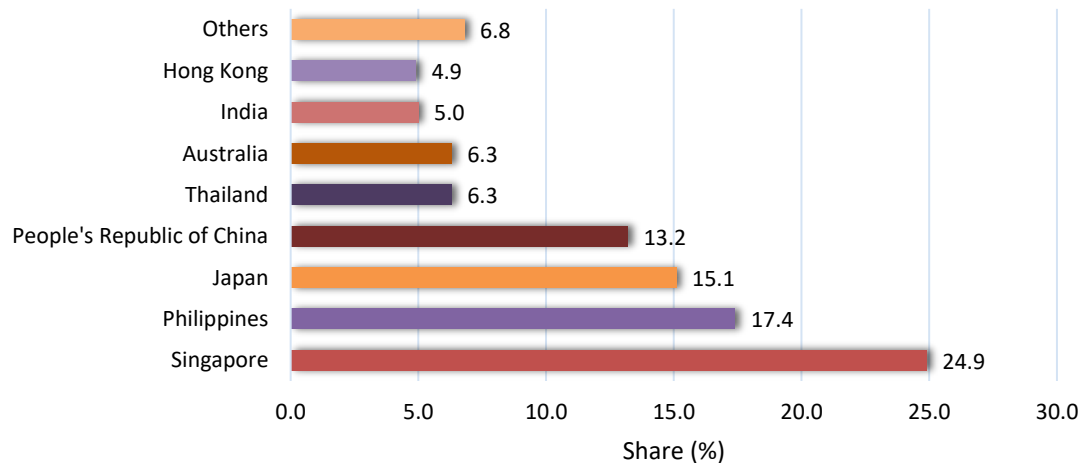
2. Total exports increased by 181.9 per cent year-on-year to BND1,433.6 million compared to BND508.5 million in July 2020. This was mainly due to the increase in Mineral Fuels exports to BND1,171.9 million (July 2021) from BND414.6 million (July 2020), and Chemicals exports to BND169.8 million (July 2021) from BND88.6 million (July 2020).

3. *The increase in Mineral Fuels exports was largely due to an increase in the value of exports of crude oil, exports of Liquefied Natural Gas (LNG) and exports of petroleum products from the downstream activities. The increase in exports of crude oil was mainly attributed to a significant increase in average price to USD75.79 per barrel (July 2021) from USD43.96 per barrel (July 2020), as well as a significant increase in total volume to 96.48 thousand barrels per day (July 2021) from 45.73 thousand barrels per day (July 2020). Likewise for LNG exports, the increase was due to an increase in the average price to USD9.39 per MMBtu (July 2021) from USD5.69 per MMBtu (July 2020).*

4. *In terms of commodity by section, Mineral Fuels were the major contributor to Brunei Darussalam's exports (81.7 per cent), followed by Chemicals (11.8 per cent), and Machinery and Transport Equipment (5.2 per cent).*

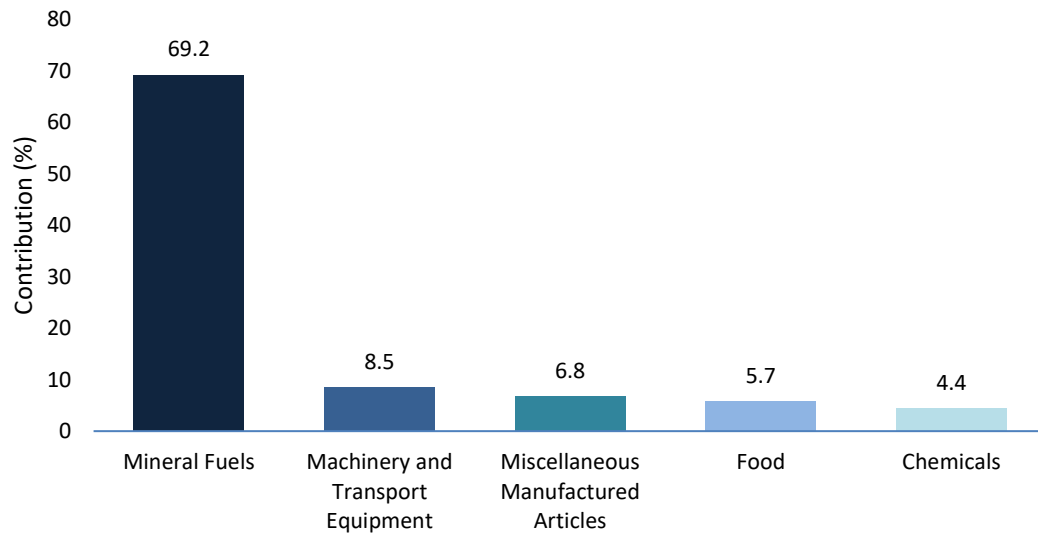
5. *The main exports market in July 2021 was Singapore (24.9 per cent) followed by Philippines (17.4 per cent) and Japan (15.1 per cent).*

Share of Exports by Trading Partners



6. For imports, the total value increased to BND1,072.5 million (July 2021) from BND822.2 million (July 2020) mainly driven by an increase in imports of Mineral Fuels which are largely used as input for the production of petrochemical products.
7. The five main imports by commodity were Mineral Fuels (69.2 per cent), followed by Machinery and Transport Equipment (8.5 per cent), Miscellaneous Manufactured Articles (6.8 per cent), Food (5.7 per cent) and Chemicals (4.4 per cent).

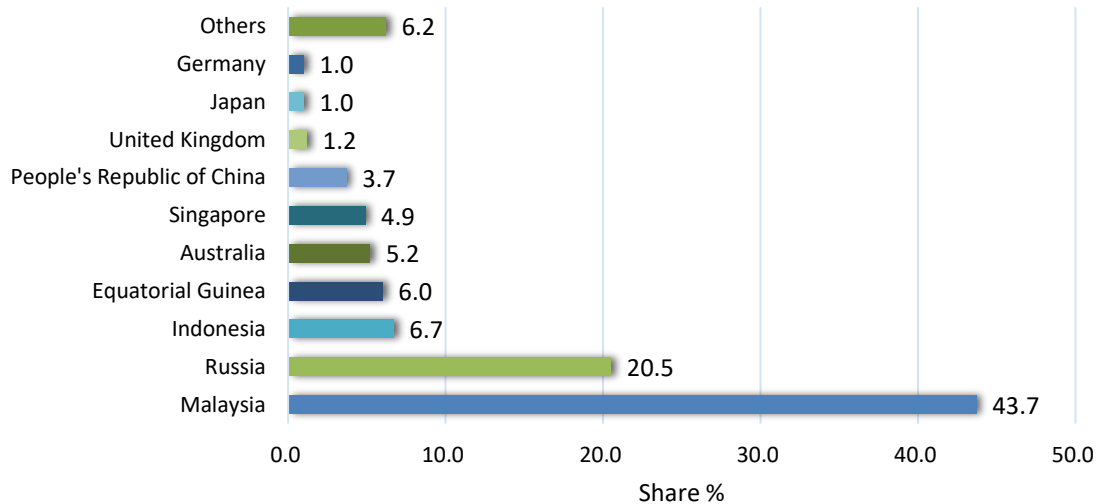
Five Main Imports by Commodity



8. By End Use Category, imports of Intermediate Goods accounted for 58.8 per cent of the total imports, followed by Capital Goods (36.3 per cent) and Consumption Goods (4.9 per cent).

9. For imports by trading partners, the highest share was from Malaysia (43.7 per cent), followed by Russia (20.5 per cent), and Indonesia (6.7 per cent). The largest import commodity from Malaysia and Russia was Mineral Fuels. Meanwhile from Indonesia was Miscellaneous Manufactured Articles.

Share of Imports by Trading Partners



10. According to the mode of transport, in July 2021, the highest share was transport by sea, which amounted to BND2,305.4 million (92.0 per cent). This was followed by air transport (BND178.9 million or 7.1 per cent) and via land (BND21.8 million or 0.9 per cent).

11. The International Merchandise Trade Statistics (IMTS) for Brunei Darussalam adopts the General System for recording trade statistics, which covers imports, domestic exports, and re-exports. The IMTS full report for July 2021 is available from the DEPS's website at www.deps.gov.bn.