



SIARAN MEDIA

MEDIA RELEASE

PERANGKAAN PERDAGANGAN BARANGAN

ANTARABANGSA

INTERNATIONAL MERCHANDISE TRADE STATISTICS (IMTS)

JANUARI

JANUARY

2021



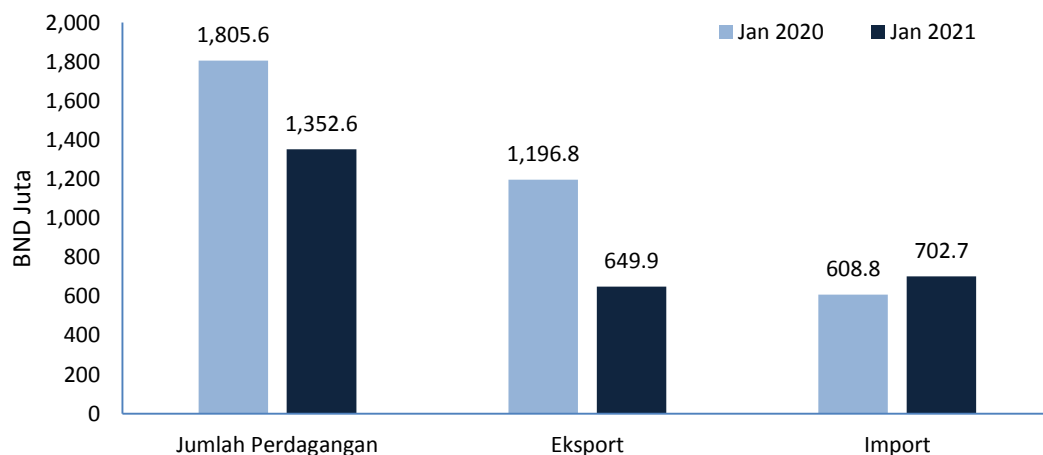
SIARAN MEDIA
JABATAN PERANCANGAN EKONOMI DAN STATISTIK
KEMENTERIAN KEWANGAN DAN EKONOMI

PERANGKAAAN PERDAGANGAN BARANGAN ANTARABANGSA
JANUARI 2021

TAJUK UTAMA: JUMLAH PERDAGANGAN MENURUN SEBANYAK 25.1 PERATUS BAGI BULAN JANUARI 2021

1. Pada bulan Januari 2021, Negara Brunei Darussalam telah mencatatkan nilai jumlah perdagangan sebanyak BND1,352.6 juta, iaitu penurunan sebanyak 25.1 peratus daripada BND1,805.6 juta pada bulan yang sama tahun 2020. Manakala, bagi perubahan bulan-ke-bulan, jumlah perdagangan bagi bulan Januari 2021 menurun sebanyak 10.8 peratus berbanding dengan bulan Disember 2020.

Prestasi Perdagangan Bagi Negara Brunei Darussalam



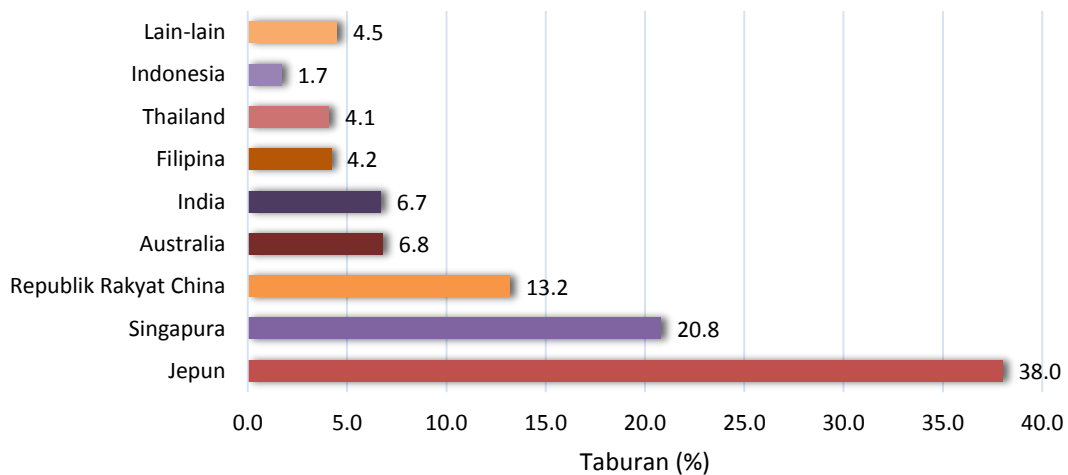
2. Jumlah eksport menurun sebanyak 45.7 peratus tahun-ke-tahun kepada BND649.9 juta berbanding BND1,196.8 juta pada Januari 2020. Ini disebabkan terutamanya oleh penurunan eksport Bahan Api Galian kepada BND542.2 juta (Januari 2021) daripada BND1,047.4 juta (Januari 2020).
3. Penurunan eksport Bahan Api Galian adalah disebabkan oleh penurunan eksport Minyak Mentah kepada BND146.6 juta (Januari 2021) daripada BND278.7 juta (Januari 2020) dan juga penurunan Gas Cecair Asli (LNG) kepada BND250.1 juta (Januari 2021) daripada BND370.0 juta (Januari 2020).

4. Penurunan eksport Minyak Mentah dan LNG tersebut adalah disebabkan oleh permintaan global yang perlahan dan penurunan harga. Jumlah isipadu eksport Minyak Mentah menurun kepada 65.05 ribu tong sehari (Januari 2021) daripada 94.54 ribu tong sehari (Januari 2020) sementara purata harga eksport Minyak Mentah menurun kepada USD55.90 setong (Januari 2021) daripada USD70.57 setong (Januari 2020). Manakala bagi LNG, purata harga eksport menurun kepada USD7.04 per MMBtu (Januari 2021) daripada USD10.37 per MMBtu (Januari 2020), sementara itu, jumlah isipadu eksport LNG juga menurun kepada 865,025 MMBtu sehari (Januari 2021) daripada 881,175 MMBtu sehari (Januari 2020).

5. Dari segi komoditi mengikut seksyen, Bahan Api Galian merupakan penyumbang utama kepada eksport Negara Brunei Darussalam sebanyak 83.4 peratus diikuti dengan Kimia (12.6 peratus), Jentera dan Kelengkapan Pengangkutan (2.2 peratus), Barang - Barang Keluaran Kilang (0.7 peratus) dan Pelbagai Barang Keluaran Kilang (0.6 peratus).

6. Pasaran eksport utama pada bulan Januari 2021 adalah Jepun (38.0 peratus) diikuti oleh Singapura (20.8 peratus) dan Republik Rakyat China (13.2 peratus).

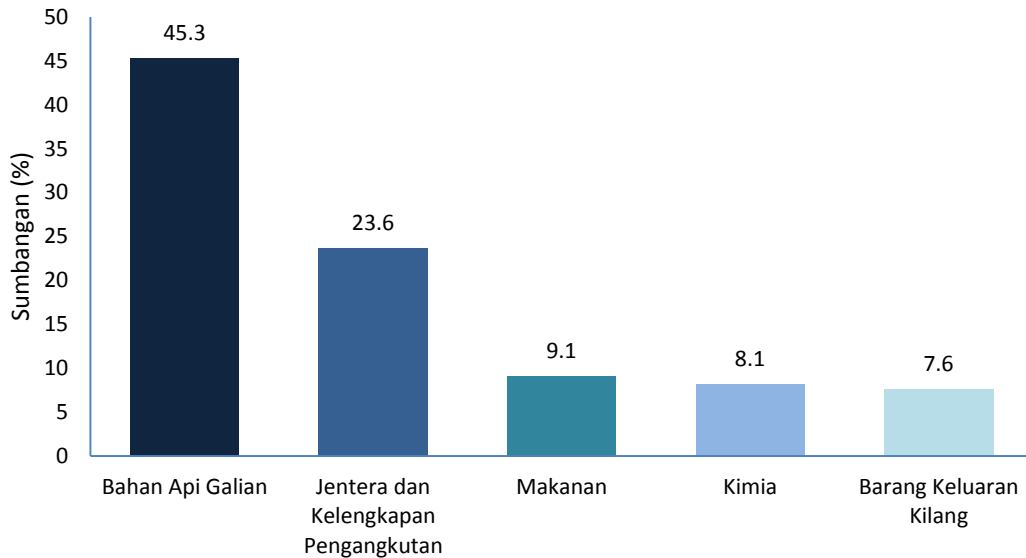
Peratus Taburan Eksport Mengikut Rakan Dagangan



7. Bagi import, jumlah nilai menunjukkan peningkatan kepada BND702.7 juta (Januari 2021) daripada BND608.8 juta (Januari 2020) terutamanya disebabkan oleh peningkatan import Bahan Api Galian diikuti oleh Jentera dan Kelengkapan Pengangkutan oleh syarikat-syarikat pelaburan langsung asing sebagai input kepada pengeluaran dan bagi kegunaan pembinaan.

8. Lima komoditi import utama pada bulan ini adalah Bahan Api Galian (45.3 peratus) diikuti oleh Jentera dan Kelengkapan Pengangkutan (23.6 peratus), Makanan (9.1 peratus), Kimia (8.1 peratus) dan Barang - Barang Keluaran Kilang (7.6 peratus).

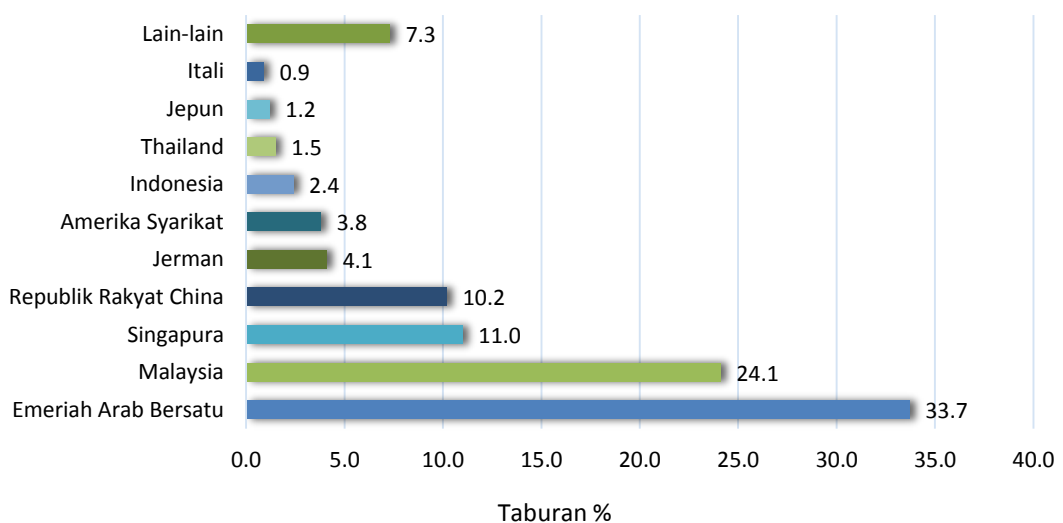
Lima Komoditi Import Utama



9. Mengikut Kategori Penggunaan Akhir, import Barang Perantaraan menyumbang sebanyak 57.5 peratus dari jumlah import diikuti oleh import Barang Modal (37.1 peratus) dan Barang Penggunaan (5.4 peratus).

10. Dari segi import mengikut rakan dagangan, sumbangan terbesar adalah dari Emeriah Arab Bersatu (33.7 peratus) diikuti oleh Malaysia (24.1 peratus), dan Singapura (11.0 peratus).

Peratus Taburan Import Mengikut Rakan Dagangan



11. Mengikut mod pengangkutan, pada bulan Januari 2021, peratus yang tertinggi adalah mod pengangkutan laut berjumlah BND1,247.1 juta (92.2 peratus). Ini diikuti oleh pengangkutan udara (BND69.6 juta atau 5.1 peratus) dan melalui darat (BND35.8 juta atau 2.6 peratus).

12. Perangkaan Perdagangan Barangan Antarabangsa (*International Merchandise Trade Statistics, IMTS*) bagi Negara Brunei Darussalam menggunakan “*General System*” bagi merekodkan perangkaan perdagangan yang meliputi import, eksport domestik dan eksport semula. Laporan penuh IMTS bagi bulan Januari 2021 boleh didapati melalui laman sesawang JPES di www.deps.gov.bn.

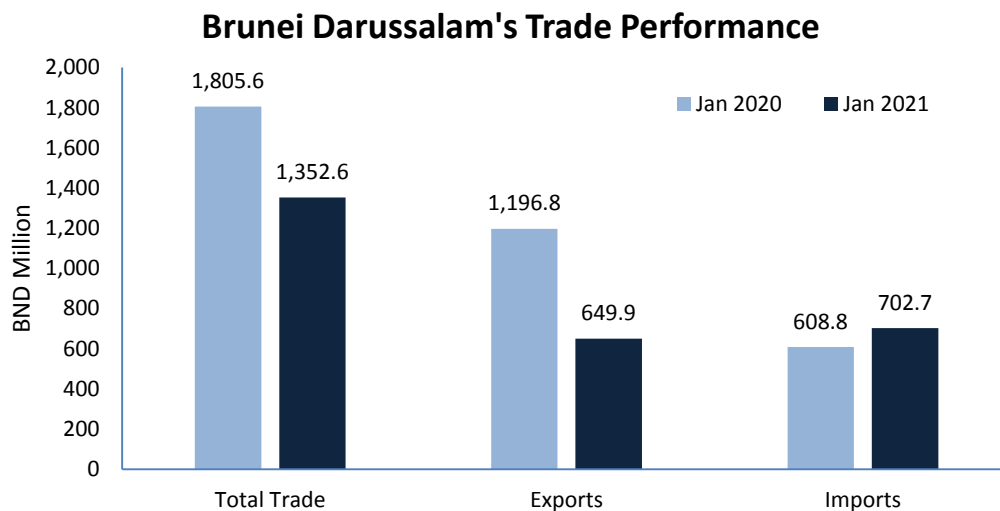


MEDIA RELEASE
DEPARTMENT OF ECONOMIC PLANNING AND STATISTICS
MINISTRY OF FINANCE AND ECONOMY

INTERNATIONAL MERCHANDISE TRADE STATISTICS (IMTS)
JANUARY 2021

HEADLINE: TOTAL TRADE DECREASED BY 25.1 PER CENT IN JANUARY 2021

1. In January 2021, Brunei Darussalam's total trade was valued at BND1,352.6 million, a decrease by 25.1 per cent from BND1,805.6 during the same month last year. Meanwhile, for month-to-month changes, total trade for January 2021 decreased by 10.8 per cent compared to December 2020.



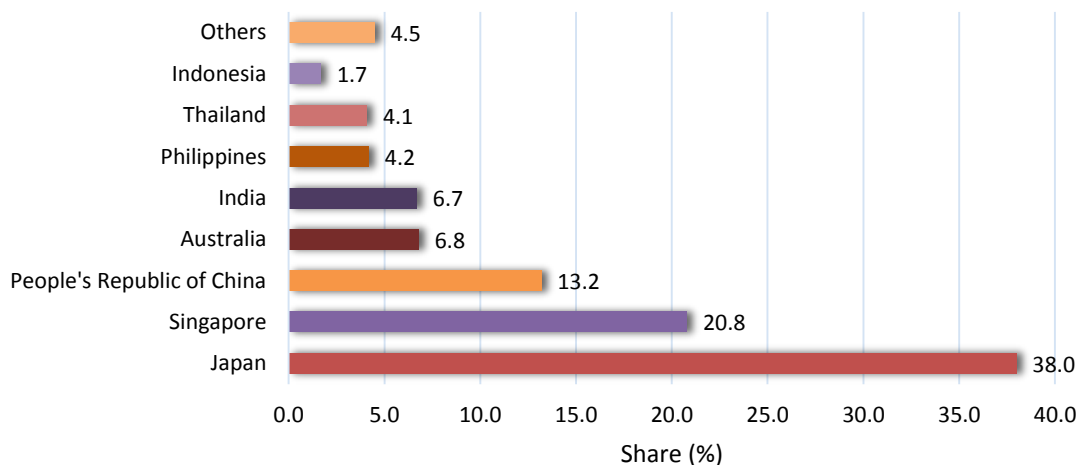
2. Total exports decreased by 45.7 per cent year-on-year to BND649.9 million compared to BND1,196.8 million in January 2020. This was mainly due to the decline in mineral fuel exports to BND542.2 million (January 2021) from BND1,047.4 million (January 2020).
3. The decline in mineral fuel exports was due to a decrease in crude oil exports to BND146.6 million (January 2021) from BND278.7 million (January 2020) and a decrease in Liquefied Natural Gas (LNG) to BND250.1 million (January 2021) from BND370.0 million (January 2020).

4. *The decline in exports of Crude oil and LNG was due to the slow global demand and a decline in prices. The total exports volume of Crude Oil decreased to 65.05 thousand barrels per day (January 2021) from 94.54 thousand barrels per day (January 2020), while the average exports price of Crude Oil fell to USD55.90 per barrel (January 2021) from USD70.57 per barrel (January 2020). Meanwhile for LNG, the average exports price declined to USD7.04/MMBtu (January 2021) from USD10.37/MMBtu (January 2020) while the exports volume of LNG also decreased to 865,025 MMBtu per day (January 2021) from 881,175 MMBtu per day (January 2020).*

5. *In terms of commodity by section, Mineral Fuels represents the major contributor to Brunei Darussalam's exports with 83.4 per cent, followed by Chemicals (12.6 per cent), Machinery and Transport Equipment (2.2 per cent), Manufactured Goods (0.7 per cent) and Miscellaneous Manufactured Articles (0.6 per cent).*

6. *The main exports market in January 2021 was Japan (38.0 per cent) followed by Singapore (20.8 per cent) and People's Republic of China (13.2 per cent).*

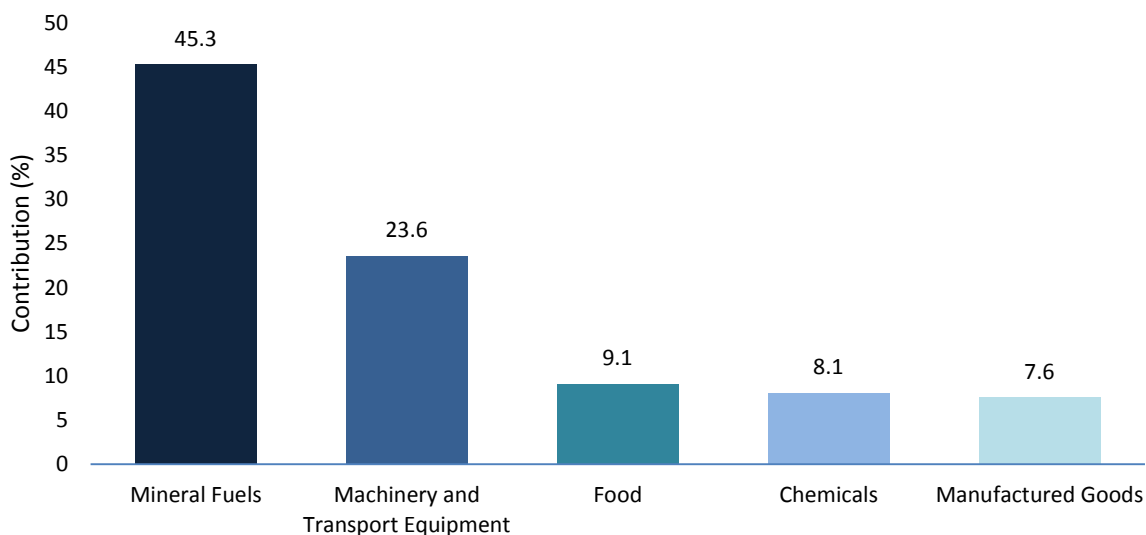
Share of Exports by Trading Partners



7. *For imports, the total value increased to BND702.7 million (January 2021) from BND608.8 million (January 2020) mainly driven by an increase in imports of Mineral Fuels followed by Machinery and Transport Equipment by the foreign direct investment companies as input to production and for construction use.*

8. The five main imports by commodity were Mineral Fuels (45.3 per cent), followed by Machinery and Transport Equipment (23.6 per cent), Food (9.1 per cent), Chemicals (8.1 per cent) and Manufactured Goods (7.6 per cent).

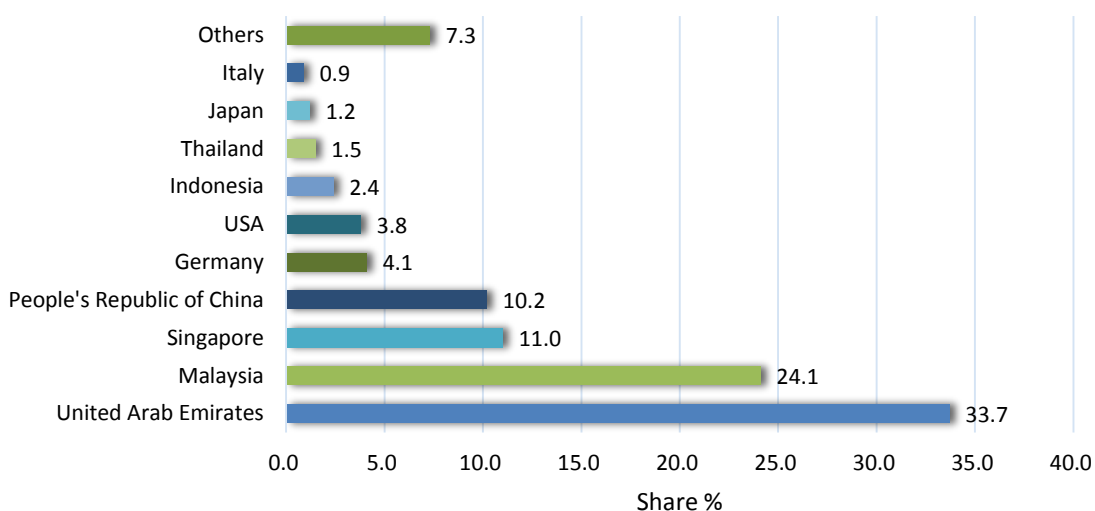
Five Main Imports by Commodity



9. By End Use category, imports of Intermediate Goods accounted for 57.5 per cent of the total imports, followed by Capital Goods (37.1 per cent) and Consumption Goods (5.4 per cent).

10. For imports by trading partners, the highest share was from United Arab Emirates (33.7 per cent), followed by Malaysia (24.1 per cent), and Singapore (11.0 per cent).

Share of Imports by Trading Partners



11. *According to the mode of transport, in January 2021, the highest share was transport by sea, which amounted to BND1,247.1 million (92.2 per cent). This was followed by air transport (BND69.6 million or 5.1 per cent) and via land (BND35.8 million or 2.6 per cent).*

12. *The International Merchandise Trade Statistics (IMTS) for Brunei Darussalam adopts the General System for recording trade statistics, which covers imports, domestic exports, and re-exports. The IMTS full report for January 2021 is available from the DEPS's website: www.deps.gov.bn.*