



SIARAN MEDIA

MEDIA RELEASE

PERANGKAAN PERDAGANGAN BARANGAN

ANTARABANGSA

INTERNATIONAL MERCHANDISE TRADE STATISTICS (IMTS)

FEBRUARI

FEBRUARY

2021



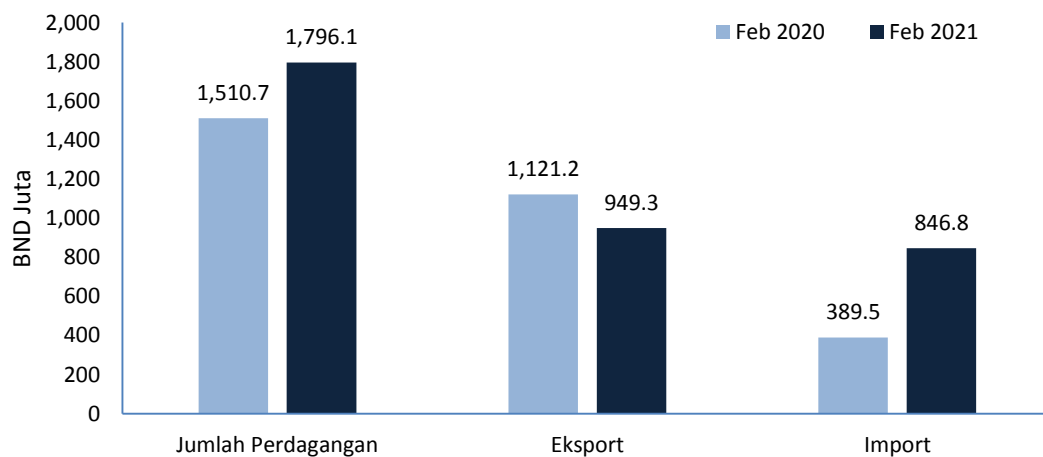
SIARAN MEDIA
JABATAN PERANCANGAN EKONOMI DAN STATISTIK
KEMENTERIAN KEWANGAN DAN EKONOMI

PERANGKAAAN PERDAGANGAN BARANGAN ANTARABANGSA
FEBRUARI 2021

TAJUK UTAMA: JUMLAH PERDAGANGAN MENINGKAT SEBANYAK 18.9 PERATUS
BAGI BULAN FEBRUARI 2021

1. Pada bulan Februari 2021, Negara Brunei Darussalam telah mencatatkan nilai jumlah perdagangan sebanyak BND1,796.1 juta, iaitu peningkatan sebanyak 18.9 peratus daripada BND1,510.7 juta pada bulan yang sama tahun 2020. Manakala, bagi perubahan bulan-ke-bulan, jumlah perdagangan bagi bulan Februari 2021 meningkat sebanyak 32.8 peratus berbanding dengan bulan Januari 2021.

Prestasi Perdagangan Bagi Negara Brunei Darussalam



2. Jumlah eksport menurun sebanyak 15.3 peratus tahun-ke-tahun kepada BND949.3 juta berbanding BND1,121.2 juta pada Februari 2020. Ini terutamanya disebabkan oleh penurunan eksport Bahan Api Galian kepada BND769.4 juta (Februari 2021) daripada BND970.7 juta (Februari 2020).

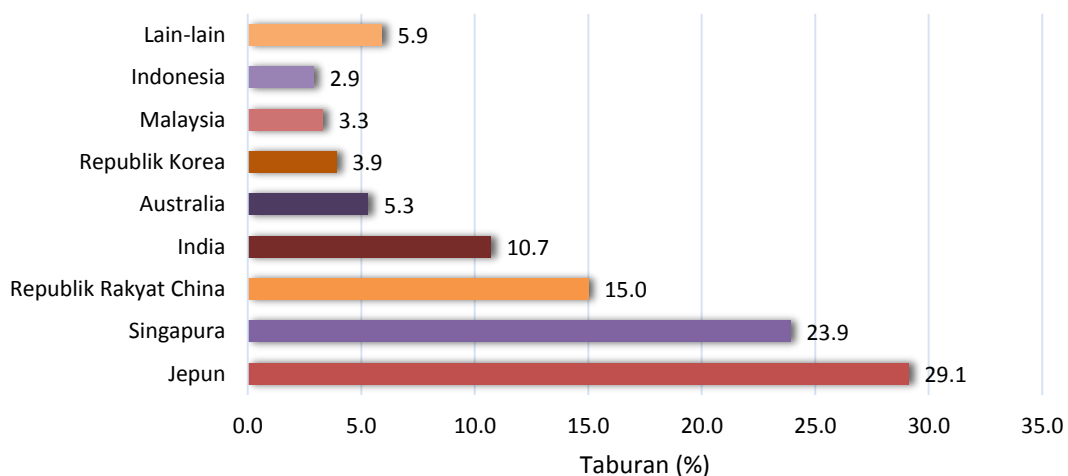
- Penurunan eksport Bahan Api Galian adalah disebabkan oleh penurunan eksport Minyak Mentah sebanyak 34.6 peratus, dan juga penurunan Gas Cecair Asli (LNG) sebanyak 32.4 peratus berbanding Februari 2020.

Rajah 1: Eksport Utama

	Feb 2020	Feb 2021	Perubahan
	BND juta		%
Minyak Mentah	231.6	151.4	-34.6
Gas Cecair Asli (LNG)	422.6	285.6	-32.4

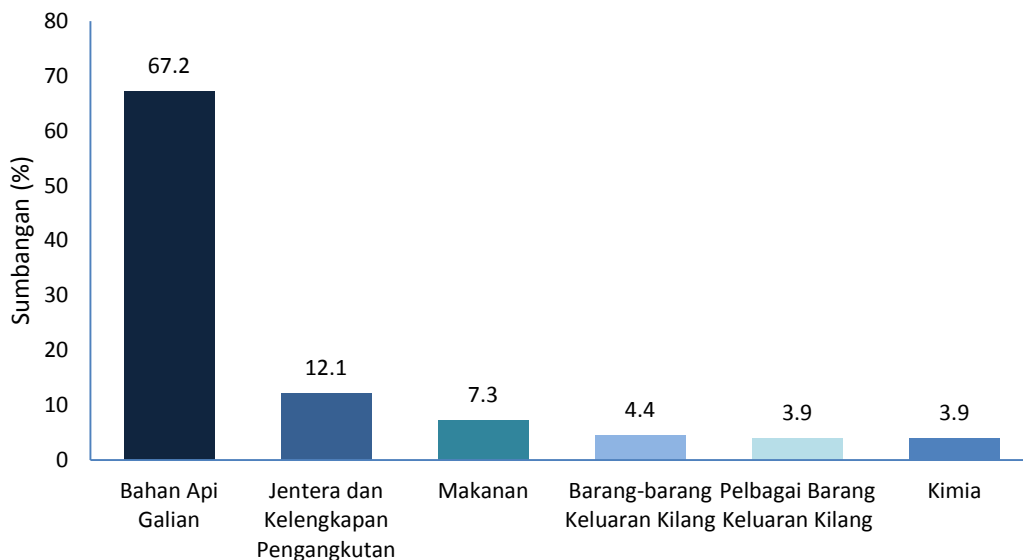
- Penurunan eksport Minyak Mentah adalah selaras dengan penurunan jumlah isipadu eksport Minyak Mentah kepada 63.90 ribu tong sehari (Februari 2021) daripada 70.87 ribu tong sehari (Februari 2020) disebabkan oleh permintaan global yang perlahan. Manakala bagi LNG, penurunan adalah disebabkan oleh purata harga eksport yang menurun kepada USD7.17 per MMBtu (Februari 2021) daripada USD10.66 per MMBtu (Februari 2020), sementara itu, jumlah isipadu eksport LNG juga menurun kepada 1,034,729 MMBtu sehari (Februari 2021) daripada 1,038,729 MMBtu sehari (Februari 2020).
- Dari segi komoditi mengikut seksyen, Bahan Api Galian merupakan penyumbang utama kepada eksport Negara Brunei Darussalam sebanyak 81.0 peratus diikuti dengan Kimia (16.3 peratus), Jentera dan Kelengkapan Pengangkutan (1.3 peratus), Bahan Mentah Tidak Boleh Dimakan (0.5 peratus) dan Makanan (0.3 peratus).
- Pasaran eksport utama pada bulan Februari 2021 adalah Jepun (29.1 peratus) diikuti oleh Singapura (23.9 peratus) dan Republik Rakyat China (15.0 peratus).

Peratus Taburan Eksport Mengikut Rakan Dagangan



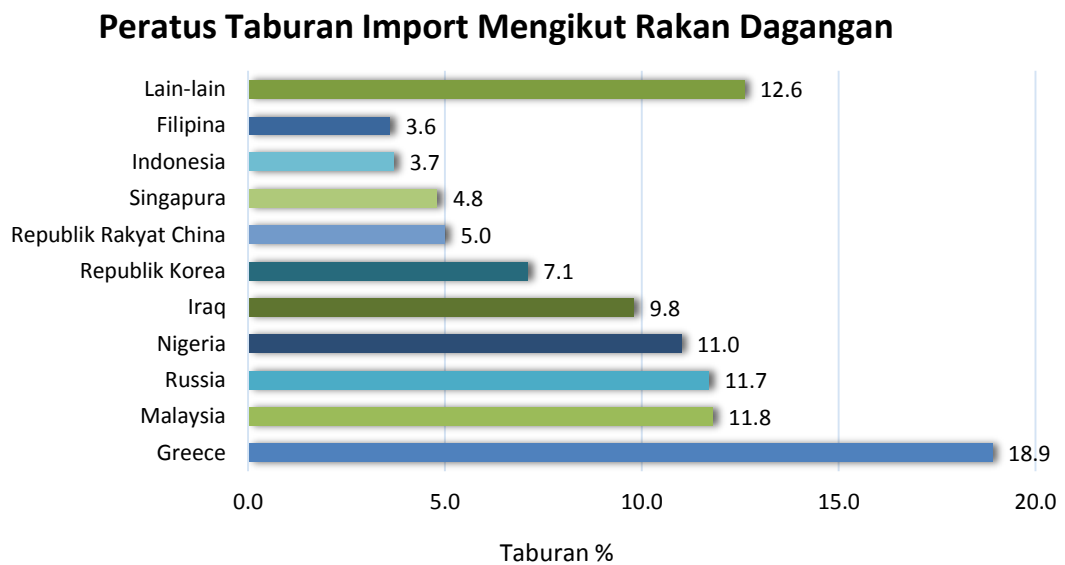
7. Bagi import pula, jumlah nilai menunjukkan peningkatan kepada BND846.8 juta (Februari 2021) daripada BND389.5 juta (Februari 2020) terutamanya disebabkan oleh peningkatan import Bahan Api Galian yang sebahagian besarnya digunakan sebagai input bagi penghasilan produk petrokimia. Selain itu, peningkatan import juga antaranya disebabkan oleh peningkatan import Makanan, Pelbagai Barang Keluaran Kilang, Kimia dan Barang-barang Keluaran Kilang.
8. Lima komoditi import utama pada bulan ini adalah Bahan Api Galian (67.2 peratus) diikuti oleh Jentera dan Kelengkapan Pengangkutan (12.1 peratus), Makanan (7.3 peratus), Barang-barang Keluaran Kilang (4.4 peratus), Pelbagai Barang Keluaran Kilang (3.9 peratus) dan Kimia (3.9 peratus).

Lima Komoditi Import Utama



9. Mengikut Kategori Penggunaan Akhir, import Barang Perantaraan menyumbang sebanyak 57.9 peratus dari jumlah import diikuti oleh import Barang Modal (37.8 peratus) dan Barang Penggunaan (4.3 peratus).

10. Dari segi import mengikut rakan dagangan, sumbangan terbesar adalah dari Greece (18.9 peratus) diikuti oleh Malaysia (11.8 peratus), dan Russia (11.7 peratus). Import dari Greece, Russia, Nigeria dan Iraq kebanyakannya adalah Bahan Api Galian.



11. Mengikut mod pengangkutan, pada bulan Februari 2021, peratus yang tertinggi adalah mod pengangkutan laut berjumlah BND1,724.5 juta (96.0 peratus). Ini diikuti oleh pengangkutan udara (BND51.3 juta atau 2.9 peratus) dan melalui darat (BND20.2 juta atau 1.1 peratus).

12. Perangkaan Perdagangan Barangan Antarabangsa (*International Merchandise Trade Statistics, IMTS*) bagi Negara Brunei Darussalam menggunakan “*General System*” bagi merekodkan perangkaan perdagangan yang meliputi import, eksport domestik dan eksport semula. Laporan penuh IMTS bagi bulan Februari 2021 boleh didapati melalui laman sesawang JPES di www.deps.gov.bn.

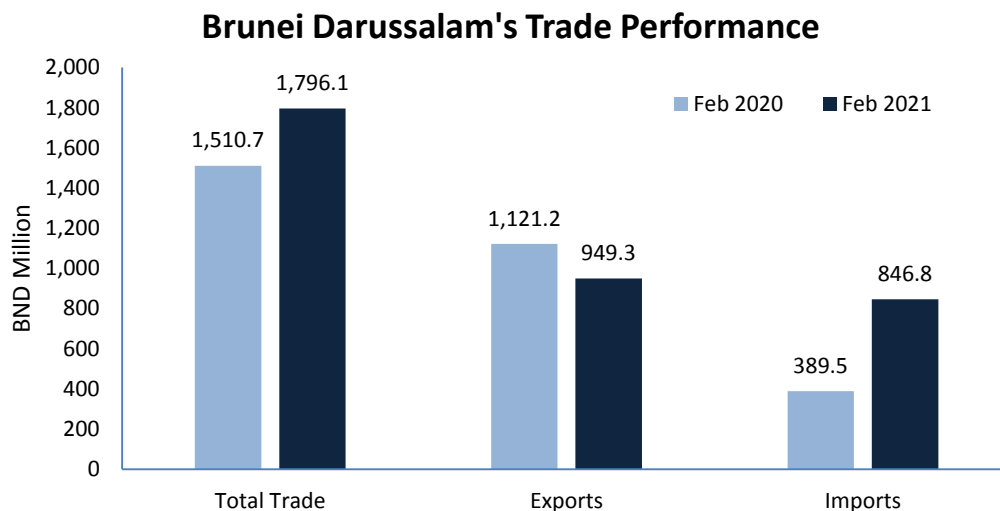


MEDIA RELEASE
DEPARTMENT OF ECONOMIC PLANNING AND STATISTICS
MINISTRY OF FINANCE AND ECONOMY

INTERNATIONAL MERCHANDISE TRADE STATISTICS (IMTS)
FEBRUARY 2021

HEADLINE: TOTAL TRADE INCREASED BY 18.9 PER CENT IN FEBRUARY 2021

1. In February 2021, Brunei Darussalam's total trade was valued at BND1,796.1 million, an increase by 18.9 per cent from BND1,510.7 million during the same month last year. Meanwhile, for month-to-month changes, total trade for February 2021 increased by 32.8 per cent compared to January 2021.



2. Total exports decreased by 15.3 per cent year-on-year to BND949.3 million compared to BND1,121.2 million in February 2020. This was mainly due to the decline in Mineral Fuel exports to BND769.4 million (February 2021) from BND970.7 million (February 2020).

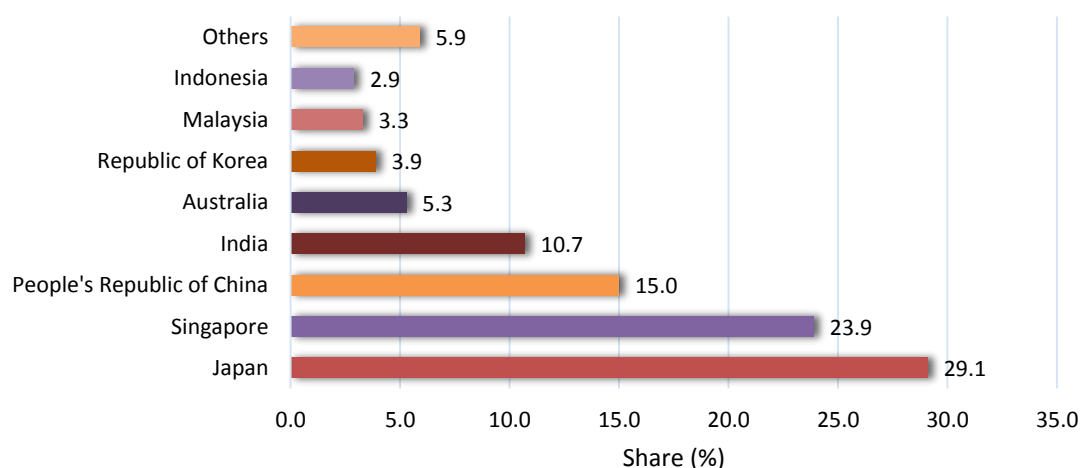
- The decline in Mineral Fuel exports was due to a decrease in Crude Oil exports by 34.6 per cent as well as a decrease in Liquefied Natural Gas (LNG) by 32.4 per cent compared to February 2020.

Table 1: Major Exports

	Feb 2020	Feb 2021	Change
	BND million		%
Crude Oil	231.6	151.4	-34.6
Liquefied Natural Gas (LNG)	422.6	285.6	-32.4

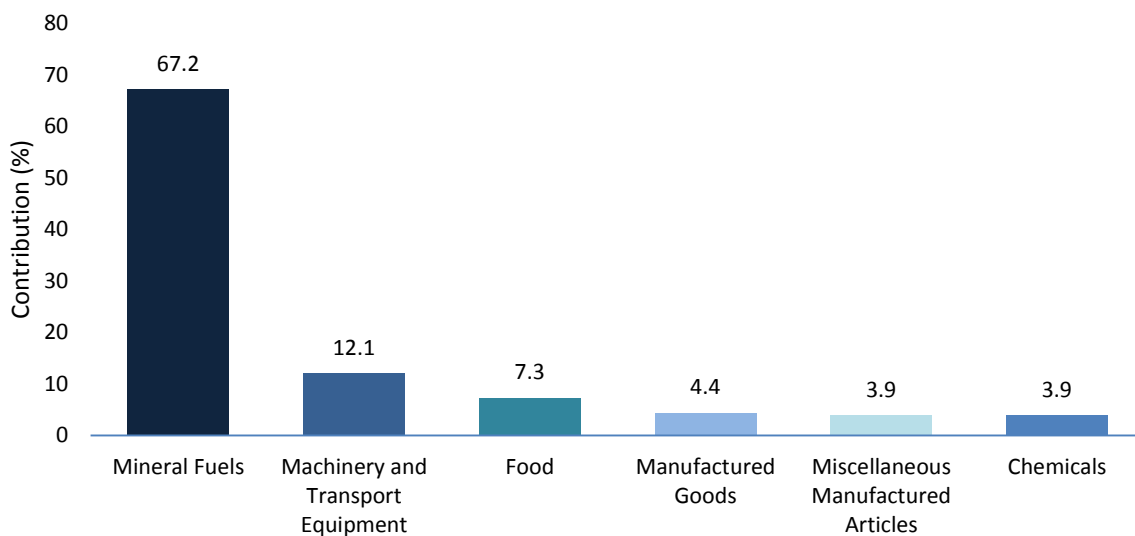
- The decline in exports of Crude oil was in line with a decline in the total exports volume of Crude Oil to 63.90 thousand barrels per day (February 2021) from 70.87 thousand barrels per day (February 2020), which is attributed to slow global demand. Meanwhile for LNG, the average exports price declined to USD7.17/MMBtu (February 2021) from USD10.66/MMBtu (February 2020) while the exports volume of LNG also decreased to 1,034,729 MMBtu per day (February 2021) from 1,038,729 MMBtu per day (February 2020).
- In terms of commodity by section, Mineral Fuels represents the major contributor to Brunei Darussalam's exports with 81.0 per cent, followed by Chemicals (16.3 per cent), Machinery and Transport Equipment (1.3 per cent), Crude Materials Inedible (0.5 per cent) and Food (0.3 per cent).
- The main exports market in February 2021 was Japan (29.1 per cent) followed by Singapore (23.9 per cent) and People's Republic of China (15.0 per cent).

Share of Exports by Trading Partners



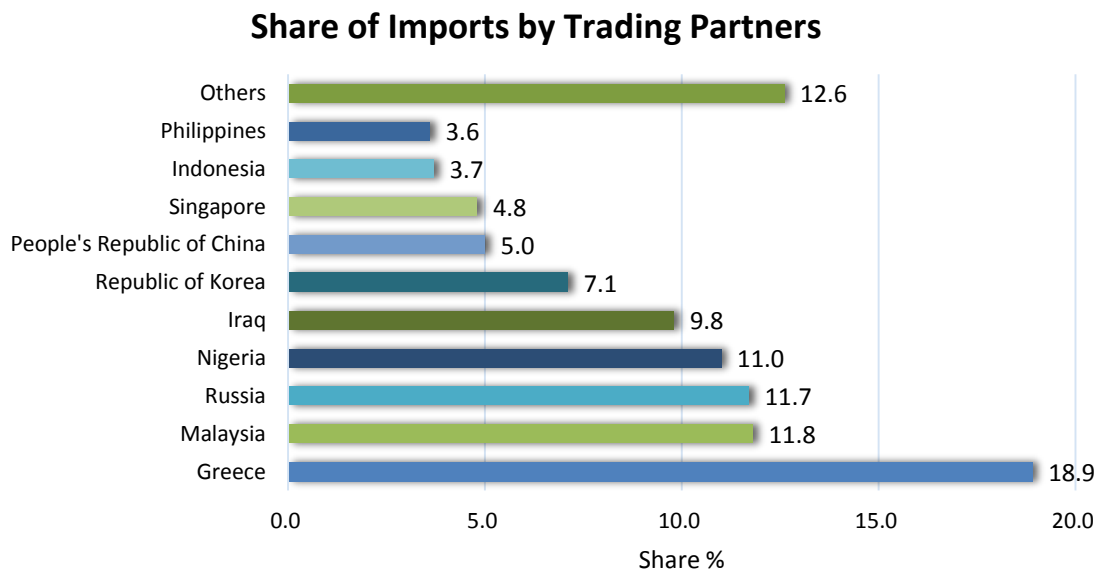
7. For imports, the total value increased to BND846.8 million (February 2021) from BND389.5 million (February 2020) mainly driven by an increase in imports of Mineral Fuels which are largely used as input for the production of petrochemical products. In addition, the increase in imports was among others due to an increase in imports of Food, Miscellaneous Manufactured Articles, Chemicals and Manufactured Goods.
8. The five main imports by commodity were Mineral Fuels (67.2 per cent), followed by Machinery and Transport Equipment (12.1 per cent), Food (7.3 per cent), Manufactured Goods (4.4 per cent), Miscellaneous Manufactured Articles (3.9 per cent) and Chemicals (3.9 per cent).

Five Main Imports by Commodity



9. By End Use Category, imports of Intermediate Goods accounted for 57.9 per cent of the total imports, followed by Capital Goods (37.8 per cent) and Consumption Goods (4.3 per cent).

10. For imports by trading partners, the highest share was from Greece (18.9 per cent), followed by Malaysia (11.8 per cent), and Russia (11.7 per cent). Imports from Greece, Russia, Nigeria, and Iraq were mostly Mineral Fuels.



11. According to the mode of transport, in February 2021, the highest share was transport by sea, which amounted to BND1,724.5 million (96.0 per cent). This was followed by air transport (BND51.3 million or 2.9 per cent) and via land (BND20.2 million or 1.1 per cent).

12. The International Merchandise Trade Statistics (IMTS) for Brunei Darussalam adopts the General System for recording trade statistics, which covers imports, domestic exports, and re-exports. The IMTS full report for February 2021 is available from the DEPS's website: www.deps.gov.bn.