



# **SIARAN MEDIA**

## *MEDIA RELEASE*

### **PERANGKAAAN PERDAGANGAN BARANGAN**

### **ANTARABANGSA**

### *INTERNATIONAL MERCHANDISE TRADE STATISTICS (IMTS)*

**APRIL**

**2021**



**SIARAN MEDIA**  
**JABATAN PERANCANGAN EKONOMI DAN STATISTIK**  
**KEMENTERIAN KEWANGAN DAN EKONOMI**

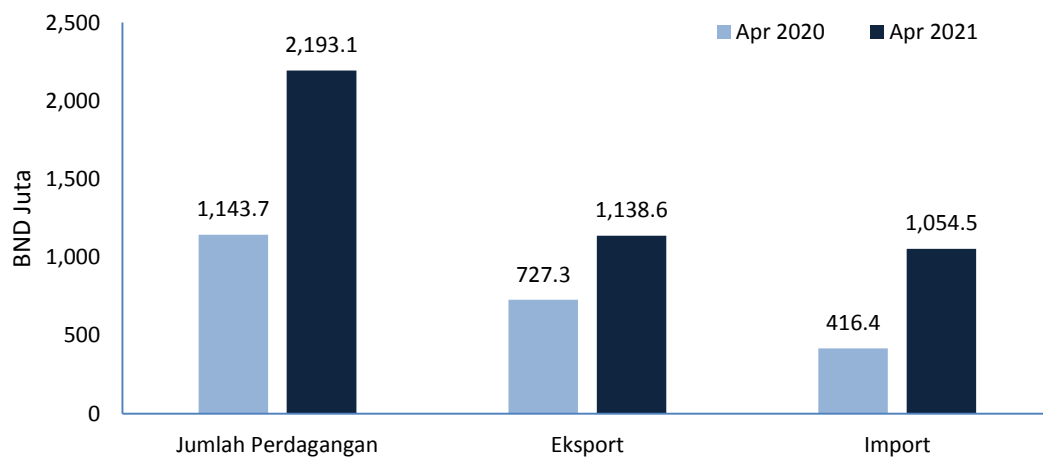
**PERANGKAAAN PERDAGANGAN BARANGAN ANTARABANGSA**  
**APRIL 2021**

---

**TAJUK UTAMA: JUMLAH PERDAGANGAN MENINGKAT SEBANYAK 91.8 PERATUS**  
**BAGI BULAN APRIL 2021**

1. Pada bulan April 2021, Negara Brunei Darussalam telah mencatatkan nilai jumlah perdagangan sebanyak BND2,193.1 juta, iaitu peningkatan sebanyak 91.8 peratus daripada BND1,143.7 juta pada bulan yang sama tahun 2020. Manakala, bagi perubahan bulan-ke-bulan, jumlah perdagangan bagi bulan April 2021 meningkat sebanyak 30.1 peratus berbanding dengan bulan Mac 2021.

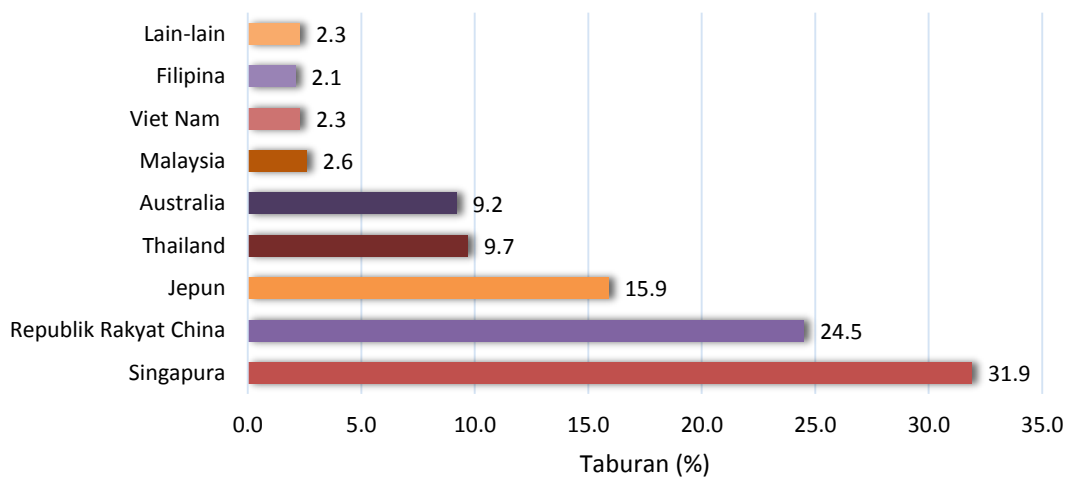
**Prestasi Perdagangan Bagi Negara Brunei Darussalam**



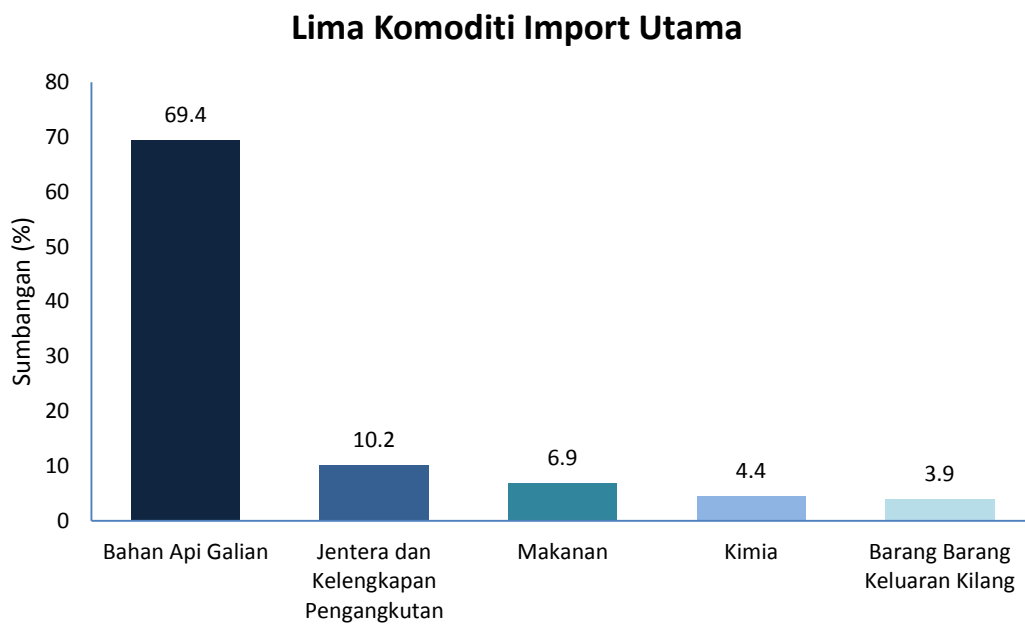
2. Jumlah eksport meningkat sebanyak 56.6 peratus tahun-ke-tahun kepada BND1,138.6 juta berbanding BND727.3 juta pada April 2020. Ini terutamanya disebabkan oleh peningkatan eksport Bahan Api Galian kepada BND837.6 juta (April 2021) daripada BND624.5 juta (April 2020), dan juga eksport Kimia kepada BND262.7 juta (April 2021) daripada BND90.6 juta (April 2020).

3. Peningkatan eksport Bahan Api Galian terutamanya didorong oleh peningkatan eksport minyak mentah dan eksport produk petroleum dari aktiviti hiliran. Peningkatan eksport minyak mentah adalah disebabkan oleh peningkatan harga purata kepada USD66.19 setong (April 2021) daripada USD22.92 setong (April 2020) walaupun jumlah isipadu eksport minyak mentah menurun kepada 98.66 ribu tong sehari (April 2021) daripada 98.86 ribu tong sehari (April 2020). Manakala penyumbang utama peningkatan eksport produk petroleum bernilai BND373.1 juta adalah Bahan Bakar Diesel Automotif dengan nilai BND184.6 juta.
4. Bagi eksport Kimia pula, peningkatan adalah terutamanya didorong oleh peningkatan eksport produk kimia dari aktiviti hiliran selaras dengan peningkatan permintaan luar.
5. Dari segi komoditi mengikut seksyen, Bahan Api Galian merupakan penyumbang utama kepada eksport Negara Brunei Darussalam sebanyak 73.6 peratus diikuti dengan Kimia (23.1 peratus), Jentera dan Kelengkapan Pengangkutan (2.3 peratus), Barang-barang Keluaran Kilang (0.2 peratus) dan Pelbagai Barang Keluaran Kilang (0.2 peratus).
6. Pasaran eksport utama pada bulan April 2021 adalah Singapura (31.9 peratus) diikuti oleh Republik Rakyat China (24.5 peratus) dan Jepun (15.9 peratus).

### Peratus Taburan Eksport Mengikut Rakan Dagangan

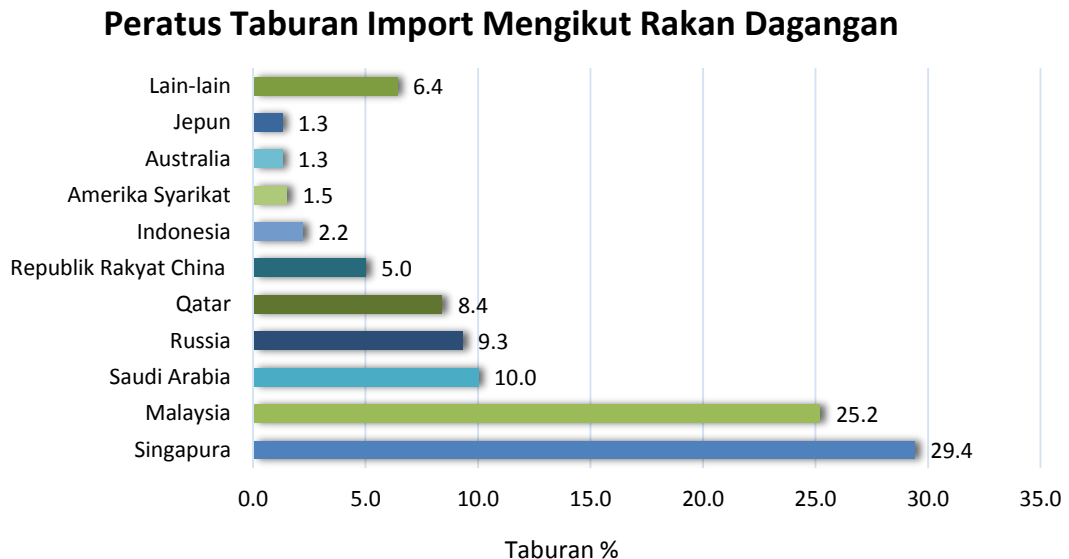


7. Bagi import pula, jumlah nilai menunjukkan peningkatan kepada BND1,054.5 juta (April 2021) daripada BND416.4 juta (April 2020) terutamanya disebabkan oleh peningkatan import Bahan Api Galian yang sebahagian besarnya digunakan sebagai input bagi penghasilan produk petrokimia. Selain itu, peningkatan import juga antaranya disebabkan oleh peningkatan import Makanan dan Pelbagai Barang Keluaran Kilang.
8. Lima komoditi import utama pada bulan ini adalah Bahan Api Galian (69.4 peratus) diikuti oleh Jentera dan Kelengkapan Pengangkutan (10.2 peratus), Makanan (6.9 peratus), Kimia (4.4 peratus) dan Barang-barang Keluaran Kilang (3.9 peratus).



9. Mengikut Kategori Penggunaan Akhir, import Barang Perantaraan menyumbang sebanyak 58.8 peratus dari jumlah import diikuti oleh import Barang Modal (36.8 peratus) dan Barang Penggunaan (4.4 peratus).

10. Dari segi import mengikut rakan dagangan, sumbangan terbesar adalah dari Singapura (29.4 peratus) diikuti oleh Malaysia (25.2 peratus), dan Saudi Arabia (10.0 peratus). Import dari Singapura, Malaysia dan Saudi Arabia kebanyakannya adalah Bahan Api Galian.



11. Mengikut mod pengangkutan, pada bulan April 2021, peratus yang tertinggi adalah mod pengangkutan laut berjumlah BND2,097 juta (95.6 peratus). Ini diikuti oleh pengangkutan udara (BND72.0 juta atau 3.3 peratus) dan melalui darat (BND24.0 juta atau 1.1 peratus).

12. Perangkaan Perdagangan Barangan Antarabangsa (*International Merchandise Trade Statistics, IMTS*) bagi Negara Brunei Darussalam menggunakan "General System" bagi merekodkan perangkaan perdagangan yang meliputi import, eksport domestik dan eksport semula. Laporan penuh IMTS bagi bulan April 2021 boleh didapati melalui laman sesawang JPES di [www.deps.gov.bn](http://www.deps.gov.bn).

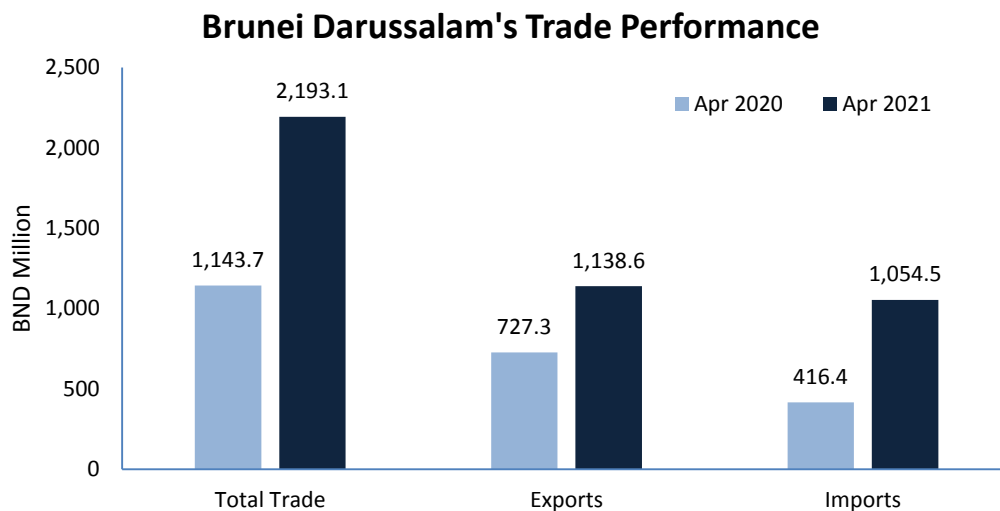


**MEDIA RELEASE**  
**DEPARTMENT OF ECONOMIC PLANNING AND STATISTICS**  
**MINISTRY OF FINANCE AND ECONOMY**

**INTERNATIONAL MERCHANDISE TRADE STATISTICS (IMTS)**  
**APRIL 2021**

**HEADLINE: TOTAL TRADE INCREASED BY 91.8 PER CENT IN APRIL 2021**

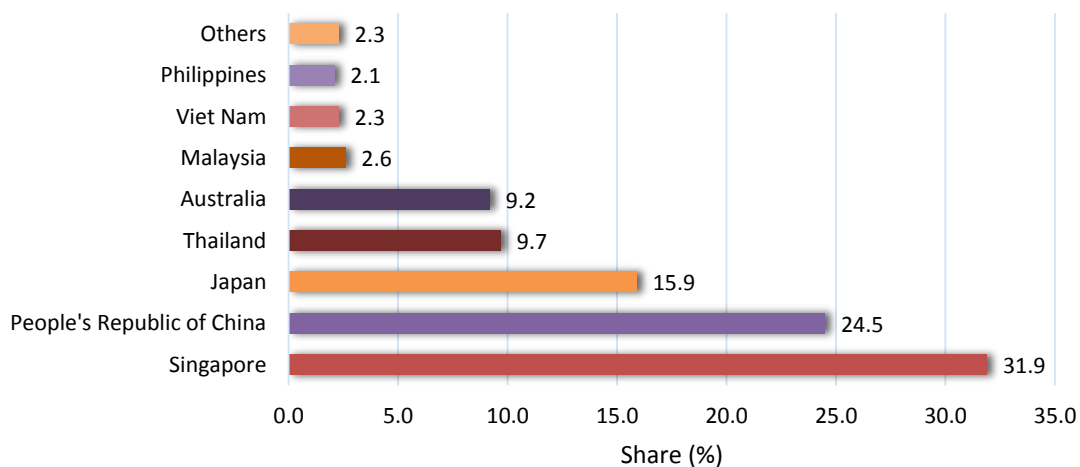
1. In April 2021, Brunei Darussalam's total trade was valued at BND2,193.1 million, an increase by 91.8 per cent from BND1,143.7 million during the same month last year. Meanwhile, for month-to-month changes, total trade for April 2021 increased by 30.1 per cent compared to March 2021.



2. Total exports increased by 56.6 per cent year-on-year to BND1,138.6 million compared to BND727.3 million in April 2020. This was mainly due to the increase in Mineral Fuels exports to BND837.6 million (April 2021) from BND624.5 million (April 2020), and Chemicals exports to BND262.7 million (April 2021) from BND90.6 million (April 2020).

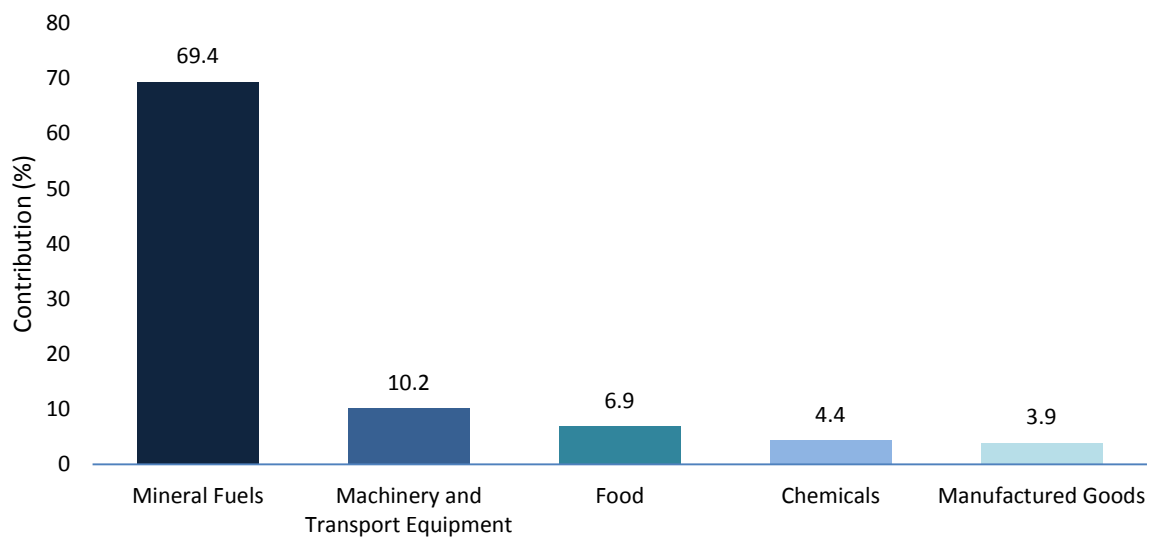
3. *The increase in Mineral Fuels exports was largely due to an increase in exports of crude oil and exports of petroleum products from the downstream activities. The increase in exports of crude oil was mainly attributed to an increase in average price to USD66.19 per barrel (April 2021) from USD22.92 per barrel (April 2020), despite a decline in export volume of crude oil to 98.66 thousand barrels per day (April 2021) from 98.86 thousand barrels per day (April 2020). Meanwhile, the main contributor to the increase in exports of petroleum products valued at BND373.1 million was Automotive Diesel Fuel with a value of BND184.6 million.*
4. *As for exports of Chemicals, the increase was mainly due to an increase in the exports of chemical products from downstream activities in line with an increase in external demand.*
5. *In terms of commodity by section, Mineral Fuels represents the major contributor to Brunei Darussalam's exports with 73.6 per cent, followed by Chemicals (23.1 per cent), Machinery and Transport Equipment (2.3 per cent), Manufactured Goods (0.2 per cent) and Miscellaneous Manufactured Articles (0.2 per cent).*
6. *The main exports market in April 2021 was Singapore (31.9 per cent) followed by People's Republic of China (24.5 per cent) and Japan (15.9 per cent).*

### Share of Exports by Trading Partners



7. For imports, the total value increased to BND1,054.5 million (April 2021) from BND416.4 million (April 2020) mainly driven by an increase in imports of Mineral Fuels which are largely used as input for the production of petrochemical products. In addition, the increase in imports was among others due to an increase in imports of Food and Miscellaneous Manufactured Articles.
8. The five main imports by commodity were Mineral Fuels (69.4 per cent), followed by Machinery and Transport Equipment (10.2 per cent), Food (6.9 per cent), Chemicals (4.4 per cent) and Manufactured Goods (3.9 per cent).

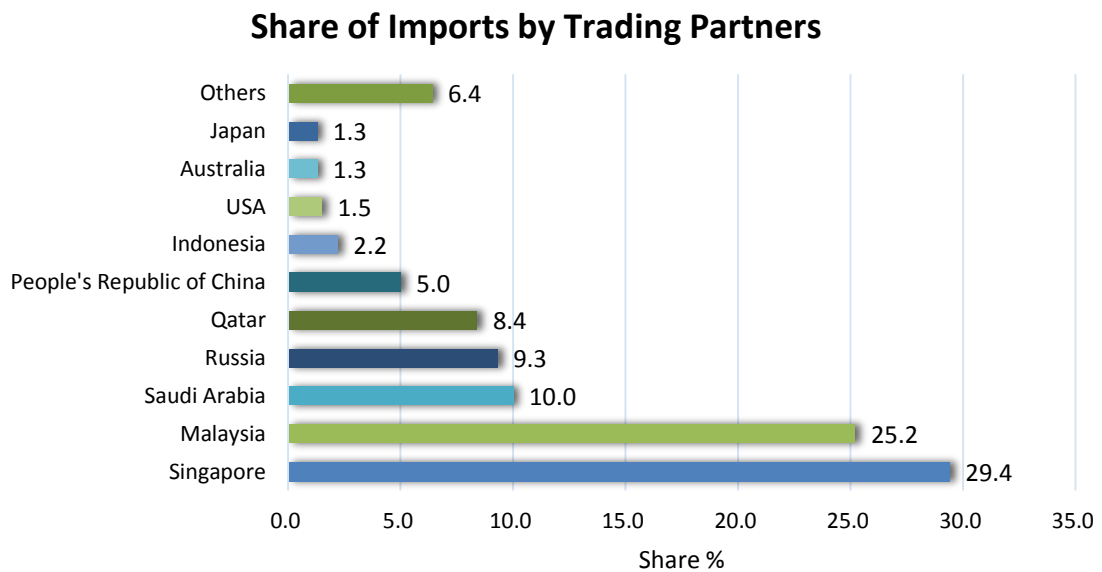
### Five Main Imports by Commodity



9. By End Use Category, imports of Intermediate Goods accounted for 58.8 per cent of the total imports, followed by Capital Goods (36.8 per cent) and Consumption Goods (4.4 per cent).



10. For imports by trading partners, the highest share was from Singapore (29.4 per cent), followed by Malaysia (25.2 per cent), and Saudi Arabia (10.0 per cent). Imports from Singapore, Malaysia and Saudi Arabia were mostly Mineral Fuels.



11. According to the mode of transport, in April 2021, the highest share was transport by sea, which amounted to BND2,097 million (95.6 per cent). This was followed by air transport (BND72.0 million or 3.3 per cent) and via land (BND24.0 million or 1.1 per cent).

12. The International Merchandise Trade Statistics (IMTS) for Brunei Darussalam adopts the General System for recording trade statistics, which covers imports, domestic exports, and re-exports. The IMTS full report for April 2021 is available from the DEPS's website at [www.deps.gov.bn](http://www.deps.gov.bn).