



# **SIARAN MEDIA**

## *MEDIA RELEASE*

### **PERANGKAAN PERDAGANGAN BARANGAN**

### **ANTARABANGSA**

### *INTERNATIONAL MERCHANDISE TRADE STATISTICS (IMTS)*

**DISEMBER**

*DECEMBER*

**2021**



**SIARAN MEDIA**  
**JABATAN PERANCANGAN EKONOMI DAN STATISTIK**  
**KEMENTERIAN KEWANGAN DAN EKONOMI**

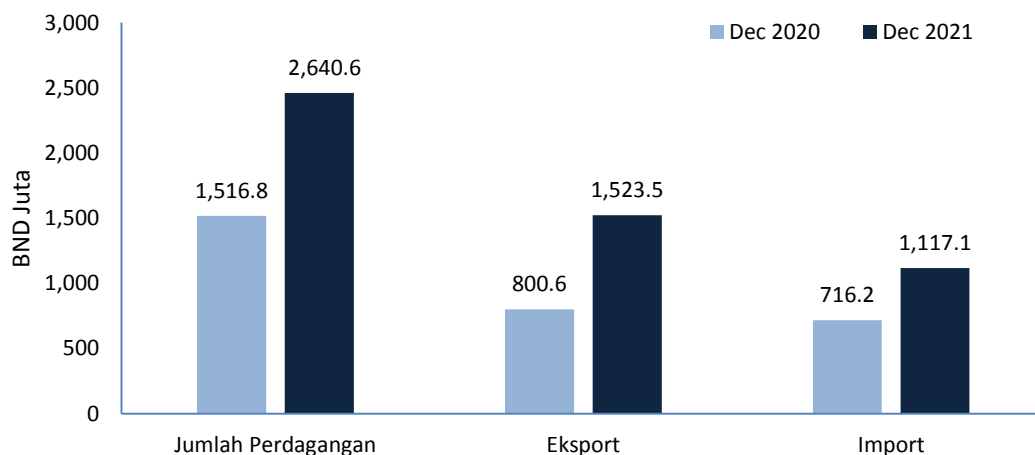
**PERANGKAAAN PERDAGANGAN BARANGAN ANTARABANGSA**  
**DISEMBER 2021**

---

**TAJUK UTAMA: JUMLAH PERDAGANGAN MENINGKAT SEBANYAK 74.1 PERATUS**  
**BAGI BULAN DISEMBER 2021**

1. Pada bulan Disember 2021, Negara Brunei Darussalam telah mencatatkan nilai jumlah perdagangan sebanyak BND2,640.6 juta, iaitu peningkatan sebanyak 74.1 peratus daripada BND1,516.8 juta pada bulan yang sama tahun 2020. Manakala, bagi perubahan bulan-ke-bulan, jumlah perdagangan bagi bulan Disember 2021 meningkat sebanyak 12.3 peratus berbanding dengan bulan November 2021.

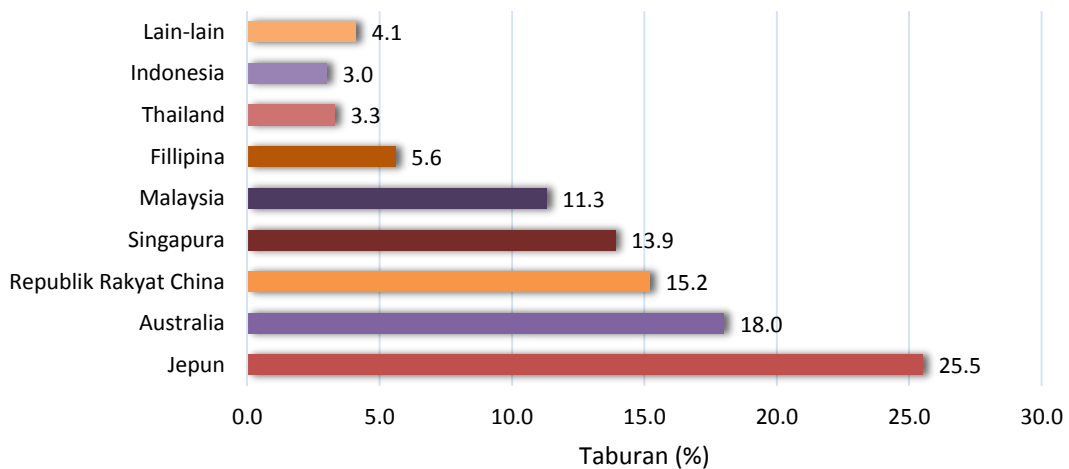
**Prestasi Perdagangan Bagi Negara Brunei Darussalam**



2. Jumlah eksport meningkat 90.3 peratus tahun-ke-tahun kepada BND1,523.5 juta berbanding BND800.6 juta pada Disember 2020. Ini terutamanya disebabkan oleh peningkatan eksport Bahan Api Galian kepada BND1,224.7 juta (Disember 2021) daripada BND647.3 juta (Disember 2020). Di samping itu juga, eksport Kimia meningkat kepada BND246.6 juta pada bulan Disember 2021 daripada BND134.9 juta di bulan yang sama pada tahun 2020.

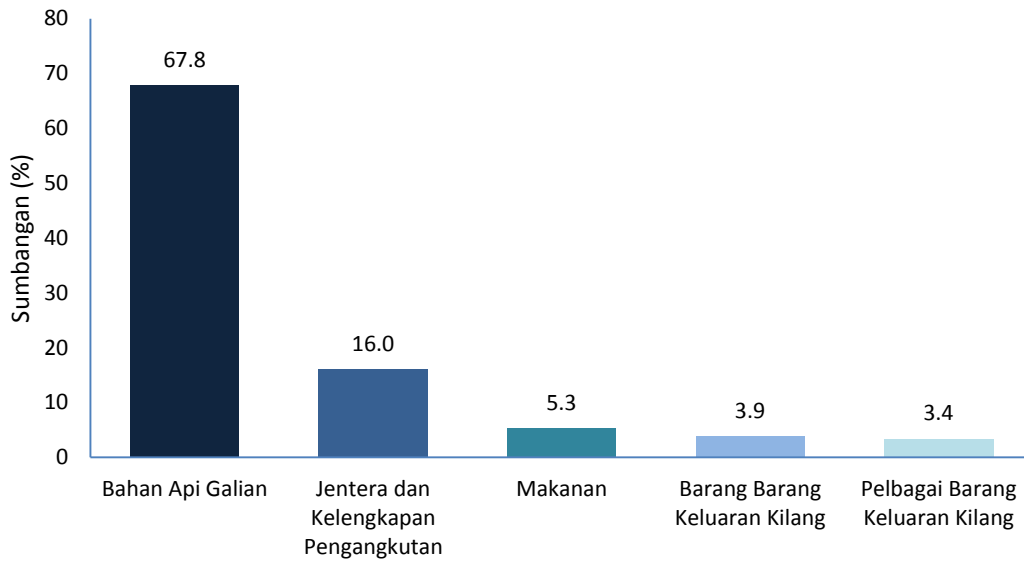
- Peningkatan eksport Bahan Api Galian didorong oleh peningkatan dalam nilai eksport minyak mentah, Gas Cecair Asli (LNG), dan produk petroleum. Peningkatan eksport minyak mentah adalah disebabkan oleh peningkatan harga purata kepada USD77.63 setong pada bulan Disember 2021 daripada USD49.32 setong pada bulan Disember 2020, dan juga peningkatan jumlah isipadu kepada 92.90 ribu tong sehari daripada 73.30 ribu tong sehari bagi tempoh yang sama. Begitu juga bagi eksport LNG, yang mana peningkatannya adalah disebabkan oleh peningkatan harga purata kepada USD11.17 per MMBtu daripada USD6.74 per MMBtu. Manakala nilai eksport produk petroleum dari aktiviti hiliran meningkat kepada BND520.0 juta daripada BND182.5 juta, yang mana komoditi utama adalah bahan api diesel automotif.
- Dari segi komoditi mengikut seksyen, Bahan Api Galian merupakan penyumbang utama kepada eksport Negara Brunei Darussalam iaitu 80.4 peratus, diikuti dengan Kimia 16.2 peratus dan Jentera dan Kelengkapan Pengangkutan 1.7 peratus.
- Pasaran eksport utama pada bulan Disember 2021 adalah Jepun dengan 25.5 peratus diikuti oleh Australia 18.0 peratus dan Republik Rakyat China 15.2 peratus. Komoditi eksport terbesar ke negara Jepun dan Australia adalah Bahan Api Galian.

### Peratus Taburan Eksport Mengikut Rakan Dagangan



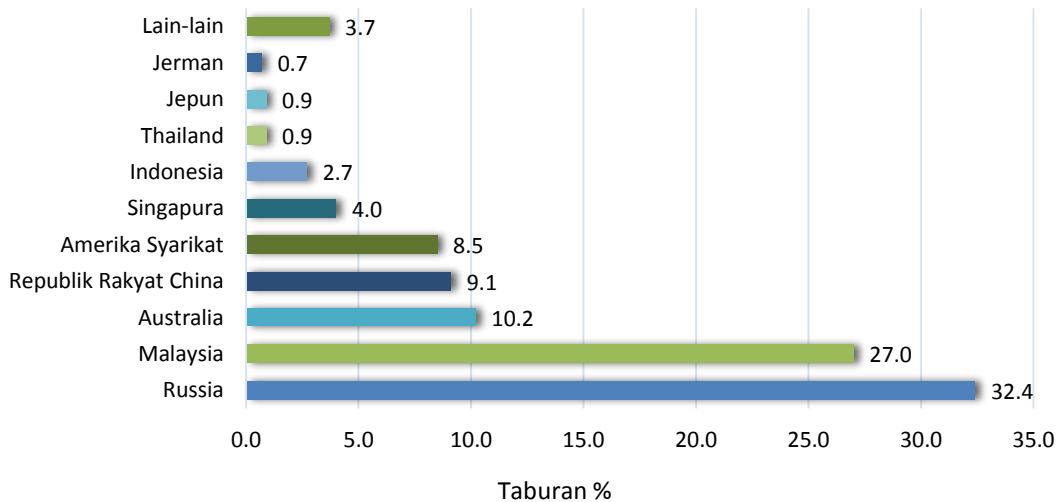
- Bagi import pula, jumlah nilai menunjukkan peningkatan kepada BND1,117.1 juta (Disember 2021) daripada BND716.2 juta (Disember 2020) terutamanya disebabkan oleh peningkatan import Bahan Api Galian.
- Lima komoditi import utama pada bulan ini adalah Bahan Api Galian dengan 67.8 peratus diikuti oleh Jentera dan Kelengkapan Pengangkutan 16.0 peratus, Makanan 5.3 peratus, Barang-Barang Keluaran Kilang 3.9 peratus, dan Pelbagai Barang Keluaran Kilang 3.4 peratus.

### Lima Komoditi Import Utama



- 8. Mengikut Kategori Penggunaan Akhir, import Barang Perantaraan menyumbang sebanyak 58.8 peratus dari jumlah import diikuti oleh import Barang Modal 37.1 peratus dan Barang Penggunaan 4.1 peratus.
- 9. Dari segi import mengikut rakan dagangan, sumbangan terbesar adalah dari Russia iaitu 32.4 peratus diikuti oleh Malaysia 27.0 peratus, dan Australia 10.2 peratus dengan komoditi import terbesar adalah Bahan Api Galian.

### Peratus Taburan Import Mengikut Rakan Dagangan



10. Mengikut mod pengangkutan, pada bulan Disember 2021, peratus yang tertinggi bagi kedua-kedua eksport dan import adalah mod pengangkutan laut berjumlah BND2,466.8 juta atau 93.4 peratus. Ini diikuti oleh pengangkutan udara BND140.3 juta atau 5.3 peratus dan melalui darat BND33.4 juta atau 1.3 peratus.
11. Bagi keseluruhan tahun 2021, nilai jumlah perdagangan adalah sebanyak BND26,373.6 juta, iaitu peningkatan sebanyak 60.2 peratus berbanding BND16,460.4 juta pada tahun 2020. Imbangan perdagangan meningkat kepada BND3,336.0 juta berbanding BND1,783.2 juta pada tahun 2020, iaitu meningkat 87.1 peratus tahun ke tahun. Jumlah eksport juga meningkat sebanyak 62.8 peratus kepada BND14,854.8 juta berbanding BND9,121.8 juta pada tahun 2020 manakala jumlah import meningkat sebanyak 57.0 peratus daripada BND7,338.6 juta (2020) kepada BND11,518.8 juta pada tahun 2021. Peningkatan jumlah eksport dan import adalah terutamanya disebabkan oleh peningkatan Bahan Api Galian.
12. Perangkaan Perdagangan Barangan Antarabangsa (International Merchandise Trade Statistics, IMTS) bagi Negara Brunei Darussalam menggunakan "General System" bagi merekodkan perangkaan perdagangan yang meliputi import, eksport domestik dan eksport semula. Laporan penuh IMTS bagi bulan Disember 2021 boleh didapati melalui laman sesawang JPES di <https://deps.mofe.gov.bn>.

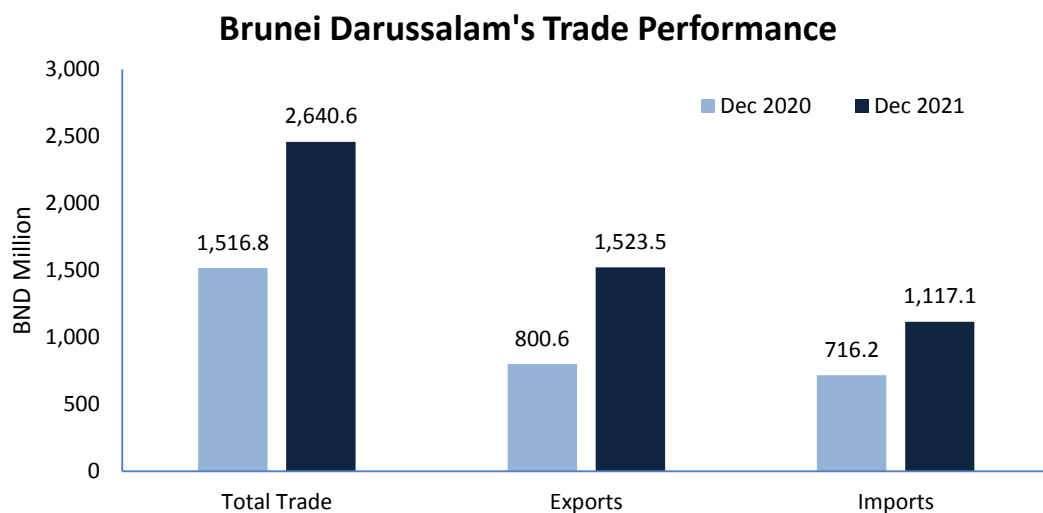


**MEDIA RELEASE**  
**DEPARTMENT OF ECONOMIC PLANNING AND STATISTICS**  
**MINISTRY OF FINANCE AND ECONOMY**

**INTERNATIONAL MERCHANDISE TRADE STATISTICS (IMTS)**  
**DECEMBER 2021**

**HEADLINE: TOTAL TRADE INCREASED BY 74.1 PER CENT IN DECEMBER 2021**

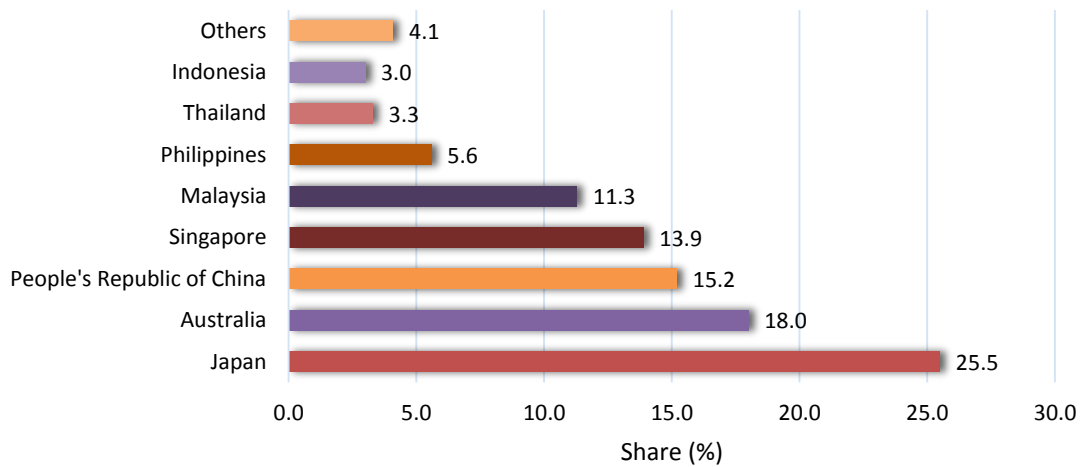
1. In December 2021, Brunei Darussalam's total trade was valued at BND2,640.6 million, an increase by 74.1 per cent from BND1,516.8 million during the same month last year. Meanwhile, for month-to-month changes, total trade for December 2021 increased by 12.3 per cent compared to November 2021.



2. Total exports increased by 90.3 per cent year-on-year to BND1,523.5 million compared to BND800.6 million in December 2020. This was mainly due to the increase in Mineral Fuels exports to BND1,224.7 million (December 2021) from BND647.3 million (December 2020), and Chemicals exports to BND246.6 million (December 2021) from BND134.9 million (December 2020).

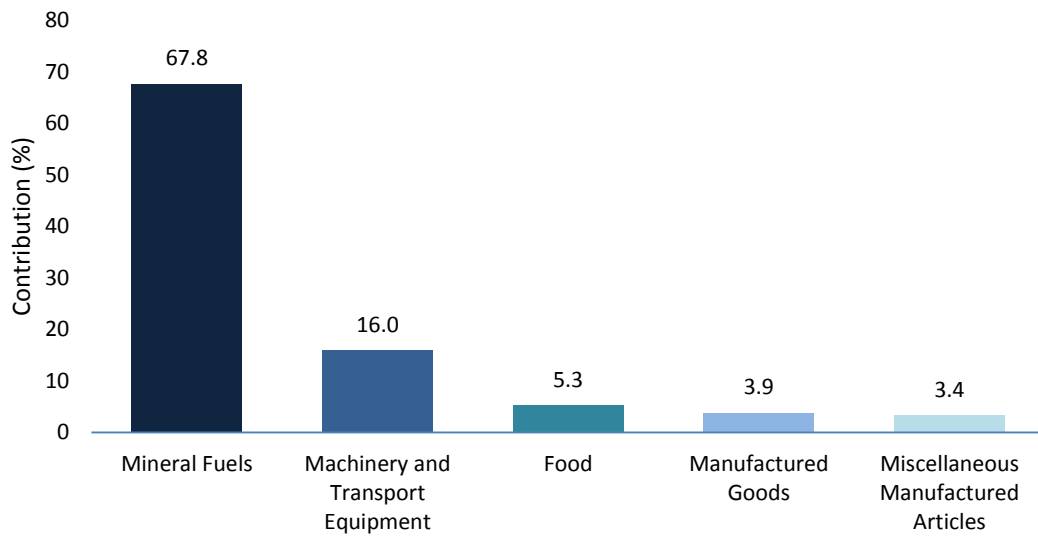
3. *The increase in Mineral Fuels exports was largely due to an increase in the value of exports of crude oil, Liquefied Natural Gas (LNG) and petroleum products from the downstream activities. The increase in exports of crude oil was attributed to a significant increase in average price to USD77.63 per barrel in December 2021 from USD49.32 per barrel in December 2020, as well an increase in the volume exported to 92.90 thousand barrels per day from 73.30 thousand barrels per day during the same period. Furthermore, the increase in the exports of LNG was due to an increase in the average price to USD11.17 per MMBtu from USD6.74 per MMBtu. Meanwhile, the exports value of petroleum products from downstream activities increased to BND520.0 million from BND182.5 million, of which the main commodity was automotive diesel fuels.*
4. *In terms of commodity by section, Mineral Fuels represents the major contributor to Brunei Darussalam’s exports at 80.4 per cent, followed by Chemicals 16.2 per cent, and Machinery and Transport Equipment 1.7 per cent.*
5. *The main exports market in December 2021 was Japan at 25.5 per cent followed by Australia 18.0 per cent and People’s Republic of China 15.2 per cent. The largest export commodity to Japan and Australia was Mineral Fuels.*

### Share of Exports by Trading Partners



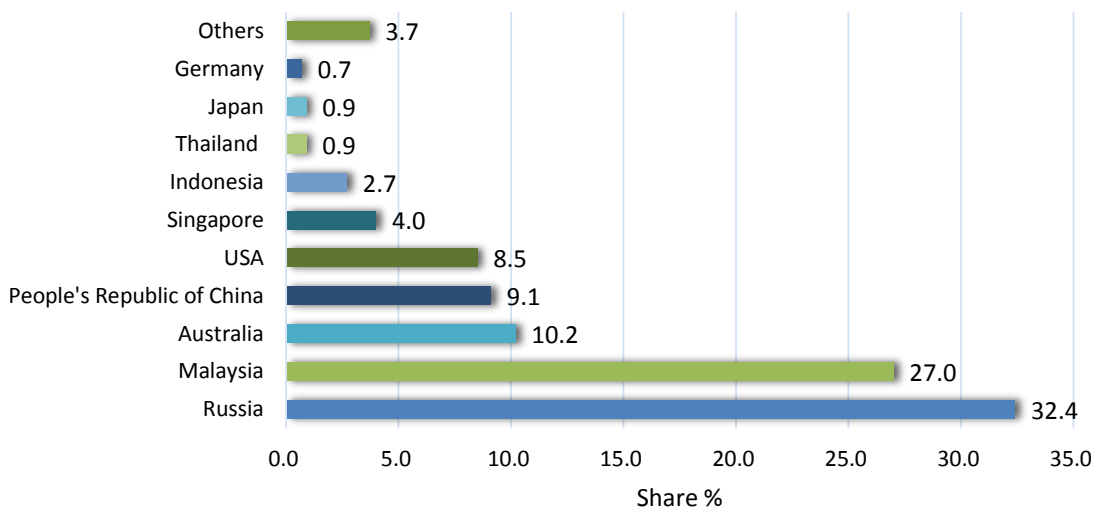
6. *For imports, the total value increased to BND1,117.1 million (December 2021) from BND716.2 million (December 2020) mainly due to a significant increase in imports of Mineral Fuels.*
7. *The five main imports by commodity were Mineral Fuels with 67.8 per cent, followed by Machinery and Transport Equipment 16.0 per cent, Food 5.3 per cent, Manufactured Goods 3.9 per cent and Miscellaneous Manufactured Articles 3.4 per cent.*

### Five Main Imports by Commodity



8. *By End Use Category, imports of Intermediate Goods accounted for 58.8 per cent of the total imports, followed by Capital Goods 37.1 per cent and Consumption Goods 4.1 per cent.*
9. *For imports by trading partners, the highest share was from Russia at 32.4 per cent, followed by Malaysia 27.0 per cent, and Australia 10.2 per cent, with Mineral Fuels as the largest import commodity.*

### Share of Imports by Trading Partners





10. *According to the mode of transport, in December 2021, the highest share for both exports and imports was transport by sea, which amounted to BND2,466.8 million or 93.4 per cent. This was followed by air transport BND140.3 million or 5.3 per cent and via land BND33.4 million or 1.3 per cent.*
  
11. *For whole year 2021, the total trade was valued at BND26,373.6 million, an increase by 60.2 per cent compared to BND16,460.4 million in 2020. Trade balance increased to BND3,336.0 million compared to BND1,783.2 million in 2020, which is an increase of 81.7 per cent year-on-year. The total exports also showed an increase by 62.8 per cent to BND14,854.8 million compared to BND9,121.8 million in 2020 while the total imports increased by 57.0 per cent from BND7,338.6 million (2020) to BND11,518.8 million in 2021. The increases in both total exports and imports were mainly due to an increase in Mineral Fuels.*
  
12. *The International Merchandise Trade Statistics (IMTS) for Brunei Darussalam adopts the General System for recording trade statistics, which covers imports, domestic exports, and re-exports. The IMTS full report for December 2021 is available from the DEPS's website at <https://deps.mofe.gov.bn>.*