



SIARAN MEDIA

MEDIA RELEASE

PERANGKAAN PERDAGANGAN BARANGAN

ANTARABANGSA

INTERNATIONAL MERCHANDISE TRADE STATISTICS (IMTS)

NOVEMBER

NOVEMBER

2021



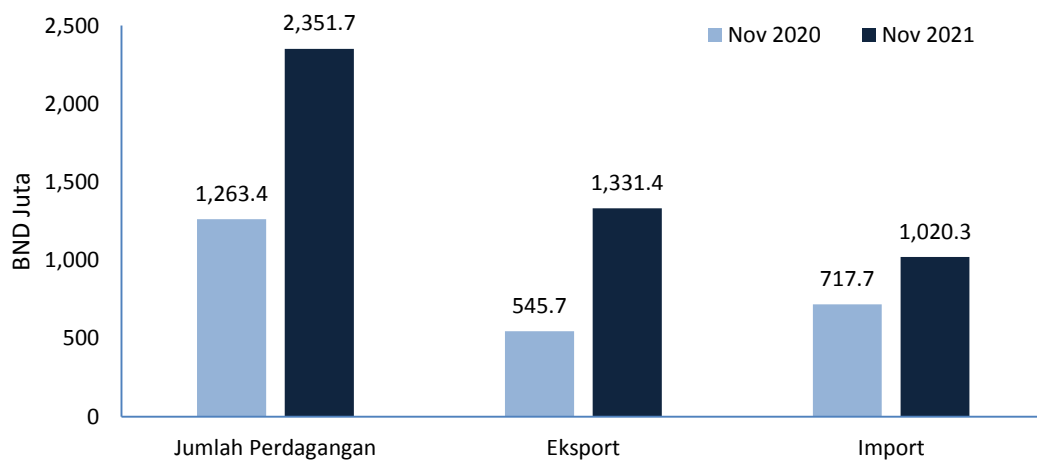
SIARAN MEDIA
JABATAN PERANCANGAN EKONOMI DAN STATISTIK
KEMENTERIAN KEWANGAN DAN EKONOMI

PERANGKAAAN PERDAGANGAN BARANGAN ANTARABANGSA
NOVEMBER 2021

TAJUK UTAMA: JUMLAH PERDAGANGAN MENINGKAT SEBANYAK 86.1 PERATUS
BAGI BULAN NOVEMBER 2021

1. Pada bulan November 2021, Negara Brunei Darussalam telah mencatatkan nilai jumlah perdagangan sebanyak BND2,351.7 juta, iaitu peningkatan sebanyak 86.1 peratus daripada BND1,263.4 juta pada bulan yang sama tahun 2020. Manakala, bagi perubahan bulan-ke-bulan, jumlah perdagangan bagi bulan November 2021 meningkat sebanyak 3.7 peratus berbanding dengan bulan Oktober 2021.

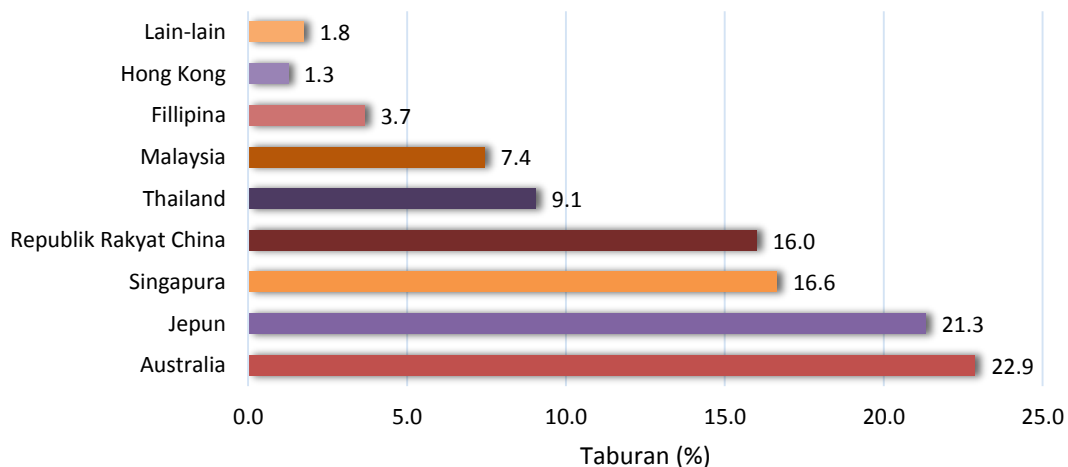
Prestasi Perdagangan Bagi Negara Brunei Darussalam



2. Jumlah eksport meningkat sebanyak 144.0 peratus tahun-ke-tahun kepada BND1,331.4 juta berbanding BND545.7 juta pada November 2020. Ini terutamanya disebabkan oleh peningkatan eksport Bahan Api Galian kepada BND1,080.9 juta (November 2021) daripada BND405.8 juta (November 2020), dan juga eksport Kimia kepada BND217.9 juta (November 2021) daripada BND118.6 juta (November 2020).

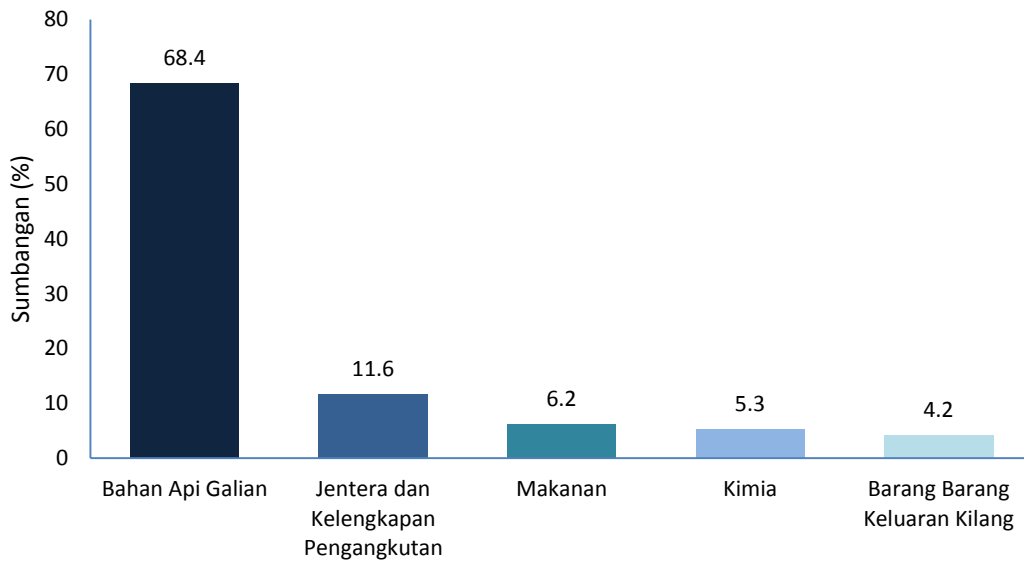
3. Peningkatan eksport Bahan Api Galian terutamanya didorong oleh peningkatan dalam nilai eksport minyak mentah, Gas Cecair Asli (LNG), dan produk petroleum dari aktiviti hiliran. Peningkatan eksport minyak mentah adalah disebabkan oleh peningkatan harga purata kepada USD83.91 setong (November 2021) daripada USD41.32 setong (November 2020), dan juga peningkatan jumlah isipadu kepada 67.63 ribu tong sehari (November 2021) daripada 48.73 ribu tong sehari (November 2020). Begitu juga bagi eksport LNG, yang mana peningkatannya adalah disebabkan oleh peningkatan harga purata kepada USD10.94 per MMBtu (November 2021) daripada USD6.06 per MMBtu (November 2020), dan juga peningkatan jumlah isipadu kepada 769,174 MMBtu/sehari (November 2021) daripada 675,165 MMBtu/sehari (November 2020). Manakala nilai eksport produk petroleum dari aktiviti hiliran meningkat kepada BND507.6 juta (November 2021) daripada BND175.8 juta (November 2020), yang mana komoditi utama adalah bahan api diesel automotif.
4. Dari segi komoditi mengikut seksyen, Bahan Api Galian merupakan penyumbang utama kepada eksport Negara Brunei Darussalam (81.2 peratus), diikuti dengan Kimia (16.4 peratus) dan Jentera dan Kelengkapan Pengangkutan (0.8 peratus).
5. Pasaran eksport utama pada bulan November 2021 adalah Australia (22.9 peratus) diikuti oleh Jepun (21.3 peratus) dan Singapura (16.6 peratus). Komoditi eksport terbesar ke negara Australia, Jepun, dan Singapura adalah Bahan Api Galian.

Peratus Taburan Eksport Mengikut Rakan Dagangan



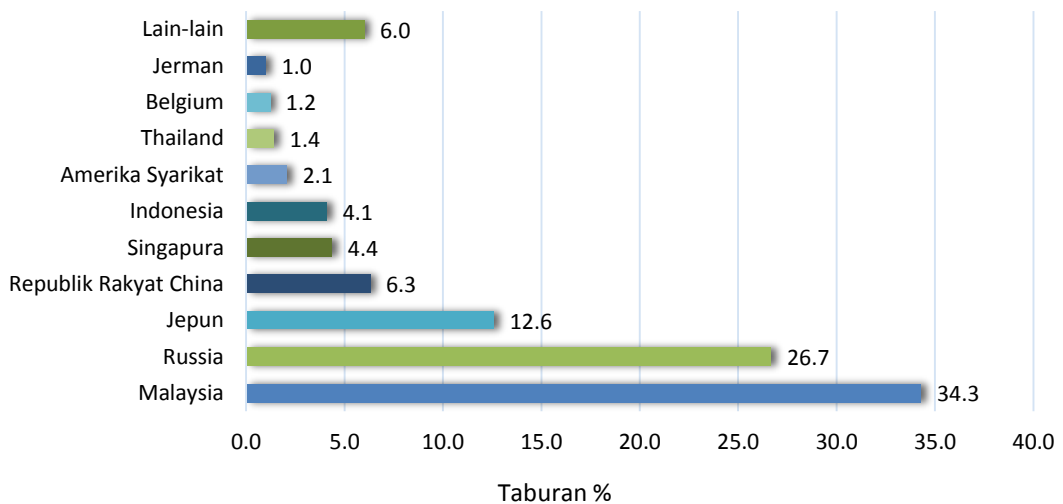
6. Bagi import pula, jumlah nilai menunjukkan peningkatan kepada BND1,020.3 juta (November 2021) daripada BND717.7 juta (November 2020) terutamanya disebabkan oleh peningkatan import Bahan Api Galian.
7. Lima komoditi import utama pada bulan ini adalah Bahan Api Galian (68.4 peratus) diikuti oleh Jentera dan Kelengkapan Pengangkutan (11.6 peratus), Makanan (6.2 peratus), Kimia (5.3 peratus), dan Barang Barang Keluaran Kilang (4.1 peratus).

Lima Komoditi Import Utama



- 8. Mengikut Kategori Penggunaan Akhir, import Barang Perantaraan menyumbang sebanyak 57.9 peratus dari jumlah import diikuti oleh import Barang Modal (37.9 peratus) dan Barang Penggunaan (4.2 peratus).
- 9. Dari segi import mengikut rakan dagangan, sumbangan terbesar adalah dari Malaysia (34.3 peratus) diikuti oleh Russia (26.7 peratus), dan Jepun (12.6 peratus) dengan komoditi import terbesar adalah Bahan Api Galian.

Peratus Taburan Import Mengikut Rakan Dagangan



10. Mengikut mod pengangkutan, pada bulan November 2021, peratus yang tertinggi bagi kedua-kedua eksport dan import adalah mod pengangkutan laut berjumlah BND2,246.4 juta (95.5 peratus). Ini diikuti oleh pengangkutan udara (BND76.1 juta atau 3.2 peratus) dan melalui darat (BND29.2 juta atau 1.2 peratus).
11. Perangkaan Perdagangan Barangan Antarabangsa (*International Merchandise Trade Statistics, IMTS*) bagi Negara Brunei Darussalam menggunakan “*General System*” bagi merekodkan perangkaan perdagangan yang meliputi import, eksport domestik dan eksport semula. Laporan penuh IMTS bagi bulan November 2021 boleh didapati melalui laman sesawang JPES di www.deps.gov.bn.

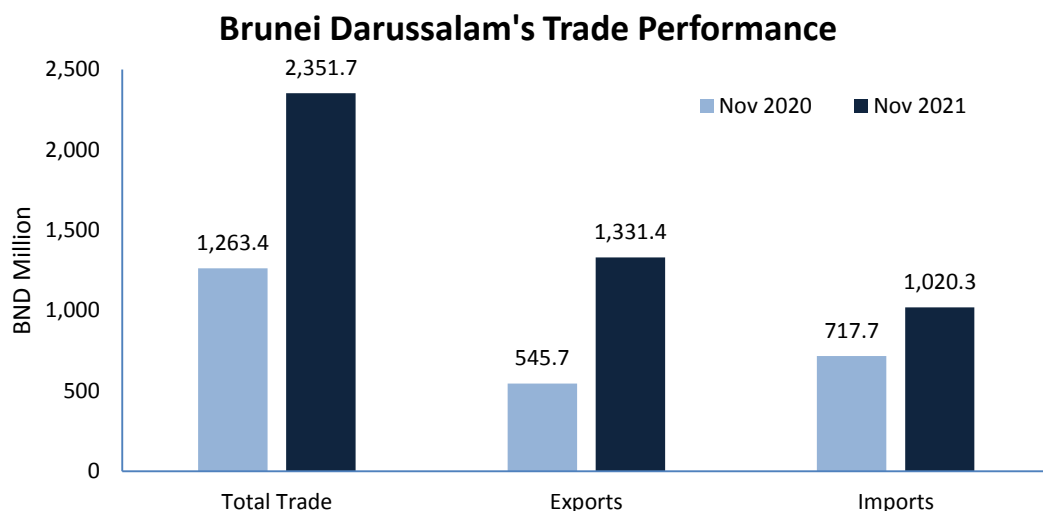


MEDIA RELEASE
DEPARTMENT OF ECONOMIC PLANNING AND STATISTICS
MINISTRY OF FINANCE AND ECONOMY

INTERNATIONAL MERCHANDISE TRADE STATISTICS (IMTS)
NOVEMBER 2021

HEADLINE: TOTAL TRADE INCREASED BY 86.1 PER CENT IN NOVEMBER 2021

1. In November 2021, Brunei Darussalam's total trade was valued at BND2,351.7 million, an increase by 86.1 per cent from BND1,263.4 million during the same month last year. Meanwhile, for month-to-month changes, total trade for November 2021 increased by 3.7 per cent compared to October 2021.



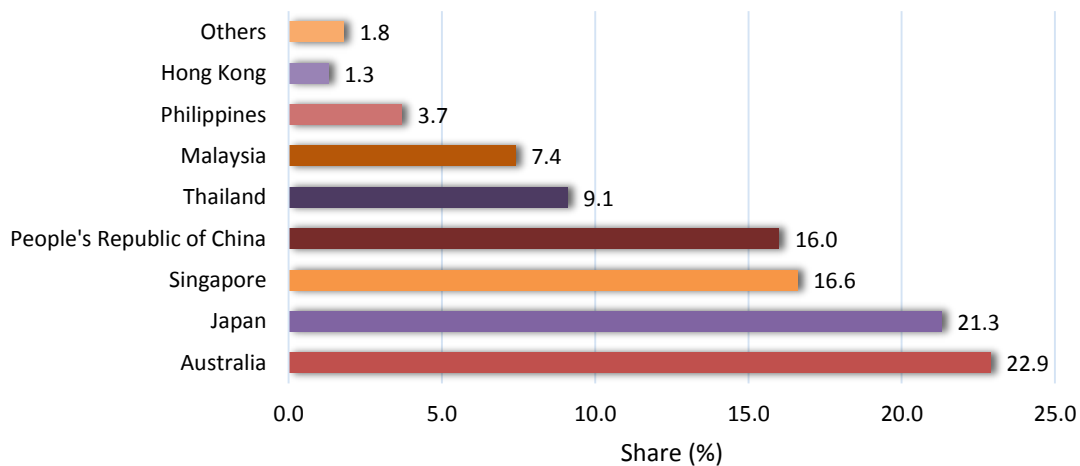
2. Total exports increased by 144.0 per cent year-on-year to BND1,331.4 million compared to BND545.7 million in November 2020. This was mainly due to the increase in Mineral Fuels exports to BND1,080.9 million (November 2021) from BND405.8 million (November 2020), and Chemicals exports to BND217.9 million (November 2021) from BND118.6 million (November 2020).

3. *The increase in Mineral Fuels exports was largely due to an increase in the value of exports of crude oil, Liquefied Natural Gas (LNG) and petroleum products from the downstream activities. The increase in exports of crude oil was attributed to a significant increase in average price to USD83.91 per barrel (November 2021) from USD41.32 per barrel (November 2020), as well an increase in the volume exported to 67.63 thousand barrels per day (November 2021) from 48.73 thousand barrels per day (November 2020). Furthermore, the increase in the exports of LNG was due to an increase in the average price to USD10.94 per MMBtu (November 2021) from USD6.06 per MMBtu (November 2020), as well as an increase in the volume exported to 769,174 MMBtu/day (November 2021) from 675,165 MMBtu/day (November 2020). Meanwhile, the exports value of petroleum products from downstream activities increased to BND507.6 million (November 2021) from BND175.8 million (November 2020), of which the main commodity was automotive diesel fuels.*

4. *In terms of commodity by section, Mineral Fuels represents the major contributor to Brunei Darussalam's exports (81.2 per cent), followed by Chemicals (16.4 per cent), and Machinery and Transport Equipment (0.8 per cent).*

5. *The main exports market in November 2021 was Australia (22.9 per cent) followed by Japan (21.3 per cent) and Singapore (16.6 per cent). The largest export commodity to Australia, Japan, and Singapore was Mineral Fuels.*

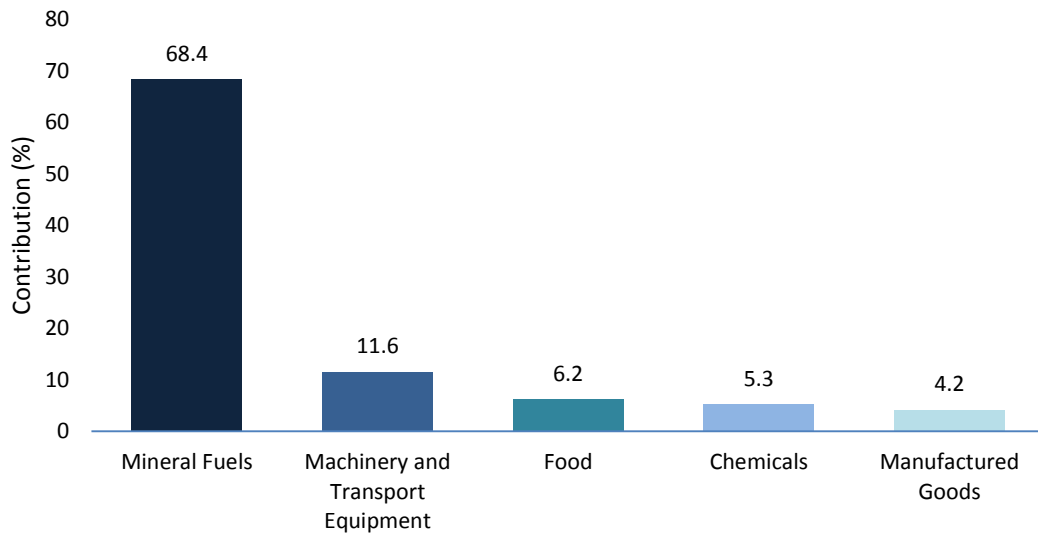
Share of Exports by Trading Partners



6. *For imports, the total value increased to BND1,020.3 million (November 2021) from BND717.7 million (November 2020) mainly due to a significant increase in imports of Mineral Fuels.*

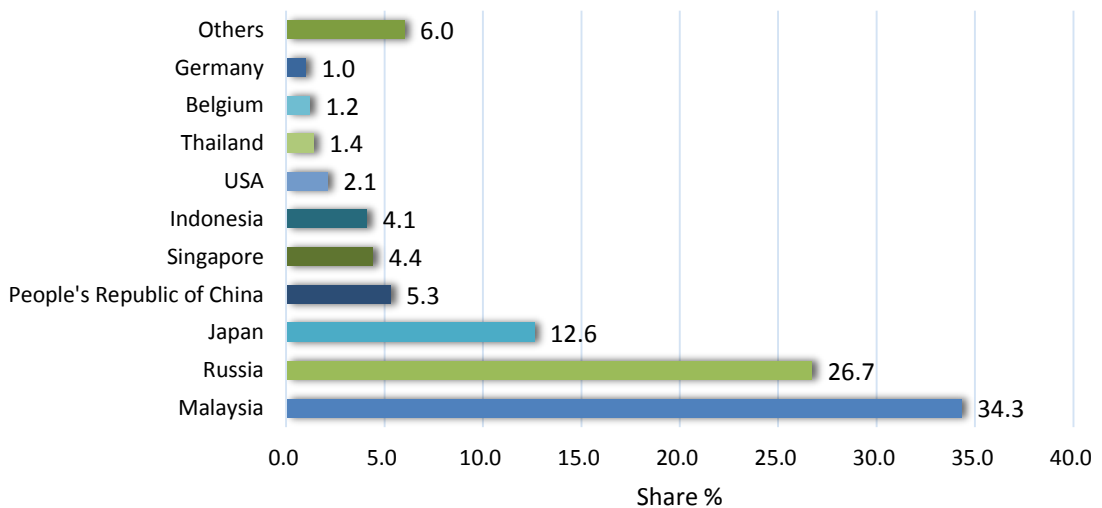
7. *The five main imports by commodity were Mineral Fuels (68.4 per cent), followed by Machinery and Transport Equipment (11.6 per cent), Food (6.2 per cent), Chemicals (5.3 per cent) and Manufactured Goods (4.1 per cent).*

Five Main Imports by Commodity



8. *By End Use Category, imports of Intermediate Goods accounted for 57.9 per cent of the total imports, followed by Capital Goods (37.9 per cent) and Consumption Goods (4.2 per cent).*
9. *For imports by trading partners, the highest share was from Malaysia (34.3 per cent), followed by Russia (26.7 per cent), and Japan (12.6 per cent), with Mineral Fuels as the largest import commodity.*

Share of Imports by Trading Partners



10. *According to the mode of transport, in November 2021, the highest share for both exports and imports was transport by sea, which amounted to BND2,246.4 million (95.5 per cent). This was followed by air transport (BND76.1 million or 3.2 per cent) and via land (BND29.2 million or 1.2 per cent).*

11. *The International Merchandise Trade Statistics (IMTS) for Brunei Darussalam adopts the General System for recording trade statistics, which covers imports, domestic exports, and re-exports. The IMTS full report for November 2021 is available from the DEPS's website at www.deps.gov.bn.*