



# **SIARAN MEDIA**

## *MEDIA RELEASE*

### **PERANGKAAN PERDAGANGAN BARANGAN**

### **ANTARABANGSA**

### *INTERNATIONAL MERCHANDISE TRADE STATISTICS (IMTS)*

**OKTOBER**

*OCTOBER*

**2021**



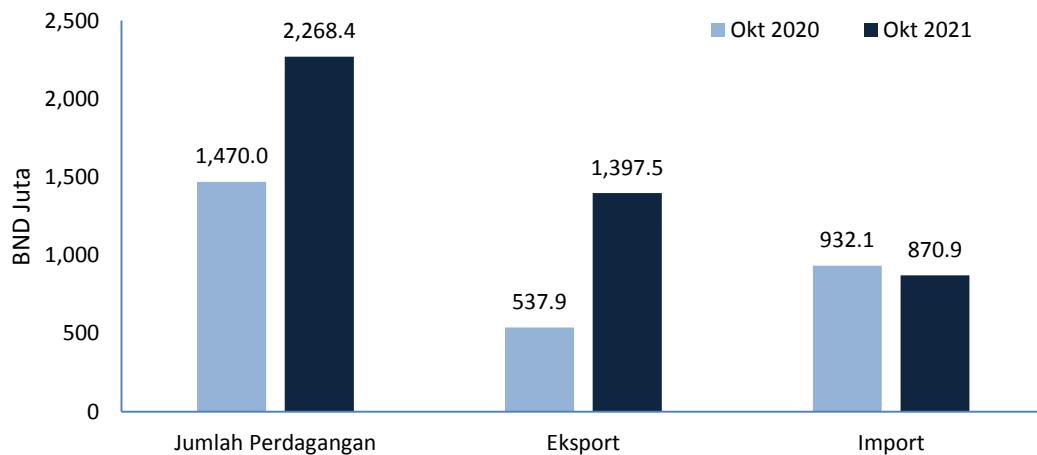
**SIARAN MEDIA  
JABATAN PERANCANGAN EKONOMI DAN STATISTIK  
KEMENTERIAN KEWANGAN DAN EKONOMI**

**PERANGKAAAN PERDAGANGAN BARANGAN ANTARABANGSA  
OCTOBER 2021**

**TAJUK UTAMA: JUMLAH PERDAGANGAN MENINGKAT SEBANYAK 54.3 PERATUS  
BAGI BULAN OCTOBER 2021**

1. Pada bulan Oktober 2021, Negara Brunei Darussalam telah mencatatkan nilai jumlah perdagangan sebanyak BND2,268.4 juta, iaitu peningkatan sebanyak 54.3 peratus daripada BND1,470.0 juta pada bulan yang sama tahun 2020. Manakala, bagi perubahan bulan-ke-bulan, jumlah perdagangan bagi bulan Oktober 2021 menurun sebanyak 3.3 peratus berbanding dengan bulan September 2021.

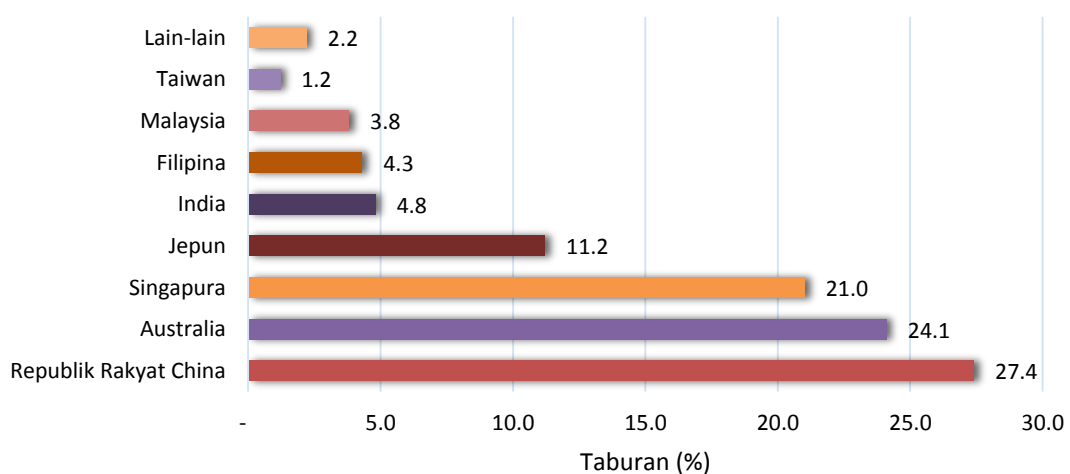
**Prestasi Perdagangan Bagi Negara Brunei Darussalam**



2. Jumlah eksport meningkat sebanyak 159.8 peratus tahun-ke-tahun kepada BND1,397.5 juta berbanding BND537.9 juta pada Oktober 2020. Ini terutamanya disebabkan oleh peningkatan eksport Bahan Api Galian kepada BND1,103.7 juta (Oktober 2021) daripada BND442.3 juta (Oktober 2020), dan juga eksport Kimia kepada BND266.5 juta (Oktober 2021) daripada BND88.3 juta (Oktober 2020).

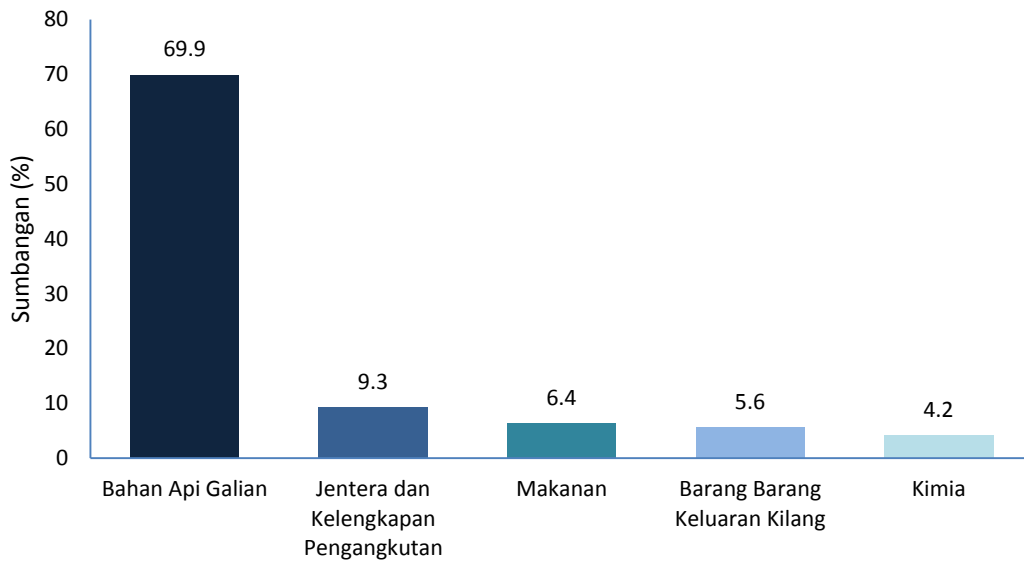
3. Peningkatan eksport Bahan Api Galian terutamanya didorong oleh peningkatan dalam nilai eksport minyak mentah, Gas Cecair Asli (LNG), dan produk petroleum dari aktiviti hiliran. Peningkatan eksport minyak mentah adalah disebabkan oleh peningkatan harga purata kepada USD85.40 setong (Oktober 2021) daripada USD39.11 setong (Oktober 2020). Begitu juga bagi eksport LNG, yang mana peningkatannya adalah disebabkan oleh peningkatan harga purata kepada USD11.81 per MMBtu (Oktober 2021) daripada USD5.51 per MMBtu (Oktober 2020). Manakala nilai eksport produk petroleum dari aktiviti hiliran meningkat kepada BND482.9 juta daripada BND127.6 juta, yang mana komoditi utama adalah bahan api diesel automotif.
4. Dari segi komoditi mengikut seksyen, Bahan Api Galian merupakan penyumbang utama kepada eksport Negara Brunei Darussalam (79.0 peratus), diikuti dengan Kimia (19.1 peratus) dan Jentera dan Kelengkapan Pengangkutan (0.8 peratus).
5. Pasaran eksport utama pada bulan Oktober 2021 adalah Republik Rakyat China (27.4 peratus) diikuti oleh Australia (24.1 peratus) dan Singapura (21.0 peratus). Komoditi eksport terbesar ke Republik Rakyat China adalah Kimia diikuti dengan Bahan Api Galian. Manakala, eksport terbesar ke negara Australia dan Singapura adalah Bahan Api Galian.

### Peratus Taburan Eksport Mengikut Rakan Dagangan



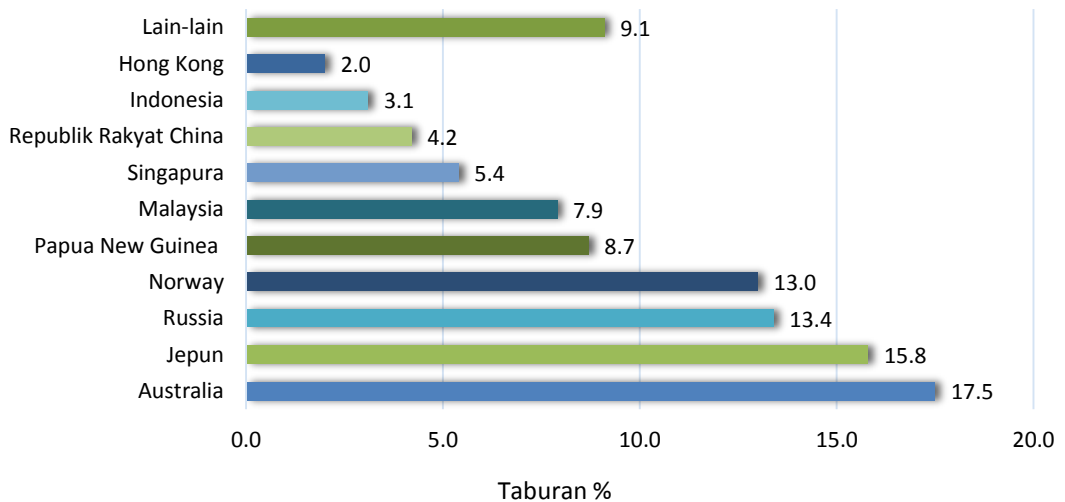
6. Bagi import pula, jumlah nilai menunjukkan penurunan kepada BND870.9 juta (Oktober 2021) daripada BND932.1 juta (Oktober 2020) terutamanya disebabkan oleh penurunan import Jentera dan Kelengkapan Pengangkutan dan Kimia.
7. Lima komoditi import utama pada bulan ini adalah Bahan Api Galian (69.9 peratus) diikuti oleh Jentera dan Kelengkapan Pengangkutan (9.3 peratus), Makanan (6.4 peratus), Barang Barang Keluaran Kilang (5.6 peratus) dan Kimia (4.2 peratus).

### Lima Komoditi Import Utama



- 8. Mengikut Kategori Penggunaan Akhir, import Barang Perantaraan menyumbang sebanyak 56.7 peratus dari jumlah import diikuti oleh import Barang Modal (39.3 peratus) dan Barang Penggunaan (4.0 peratus).
- 9. Dari segi import mengikut rakan dagangan, sumbangan terbesar adalah dari Australia (17.5 peratus) diikuti oleh Jepun (15.8 peratus), dan Russia (13.4 peratus) dengan komoditi import terbesar adalah Bahan Api Galian.

### Peratus Taburan Import Mengikut Rakan Dagangan



10. Mengikut mod pengangkutan, pada bulan Oktober 2021, peratus yang tertinggi bagi kedua-dua eksport dan import adalah mod pengangkutan laut berjumlah BND2,183.7 juta (96.3 peratus). Ini diikuti oleh pengangkutan udara (BND61.7 juta atau 2.7 peratus) dan melalui darat (BND23.0 juta atau 1.0 peratus).
  
11. Perangkaan Perdagangan Barangan Antarabangsa (*International Merchandise Trade Statistics, IMTS*) bagi Negara Brunei Darussalam menggunakan “*General System*” bagi merekodkan perangkaan perdagangan yang meliputi import, eksport domestik dan eksport semula. Laporan penuh IMTS bagi bulan Oktober 2021 boleh didapati melalui laman sesawang JPES di [www.deps.gov.bn](http://www.deps.gov.bn).



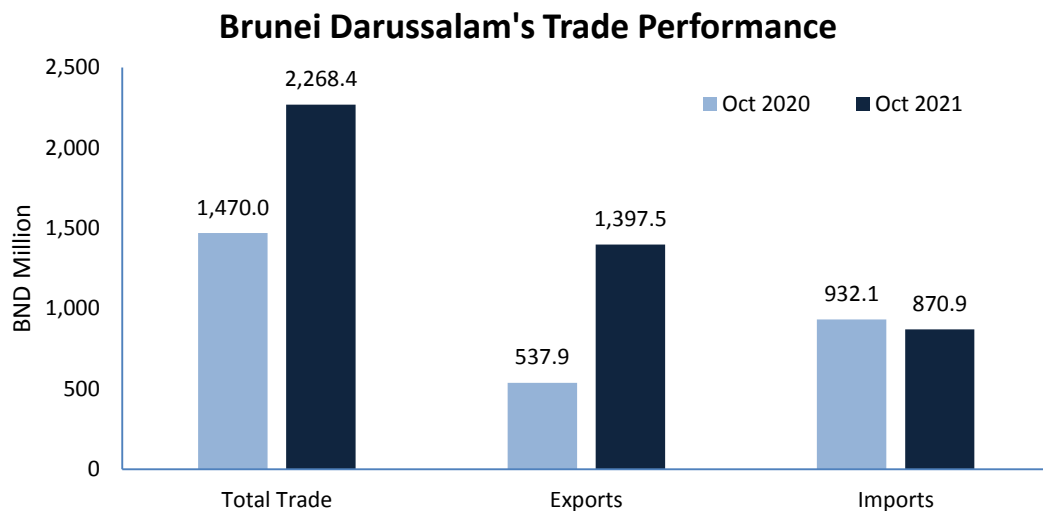
**MEDIA RELEASE**  
**DEPARTMENT OF ECONOMIC PLANNING AND STATISTICS**  
**MINISTRY OF FINANCE AND ECONOMY**

**INTERNATIONAL MERCHANDISE TRADE STATISTICS (IMTS)**  
**OCTOBER 2021**

---

**HEADLINE: TOTAL TRADE INCREASED BY 54.3 PER CENT IN OCTOBER 2021**

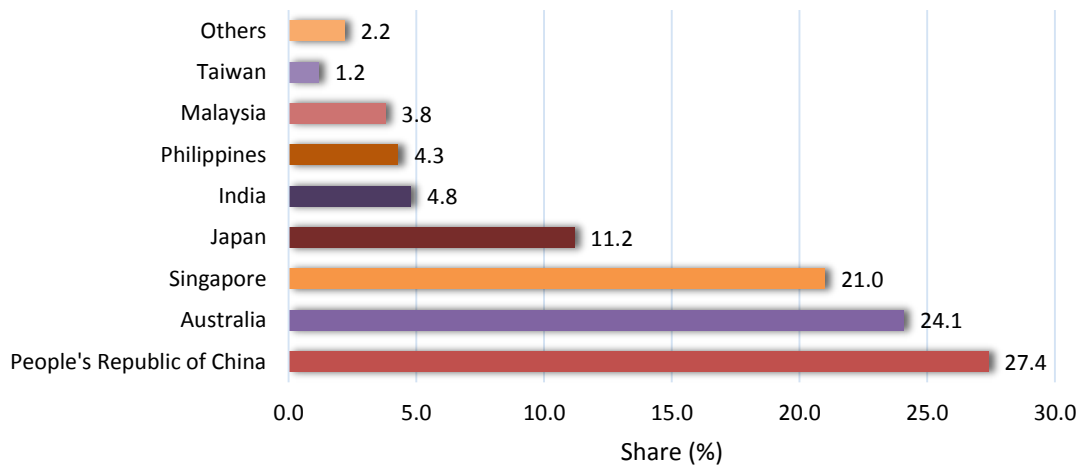
1. In October 2021, Brunei Darussalam's total trade was valued at BND2,268.4 million, an increase by 54.3 per cent from BND1,470.0 million during the same month last year. Meanwhile, for month-to-month changes, total trade for October 2021 decreased by 3.3 per cent compared to September 2021.



2. Total exports increased by 159.8 per cent year-on-year to BND1,397.5 million compared to BND537.9 million in October 2020. This was mainly due to the increase in Mineral Fuels exports to BND1,103.7 million (October 2021) from BND442.3 million (October 2020), and Chemicals exports to BND266.5 million (October 2021) from BND88.3 million (October 2020).

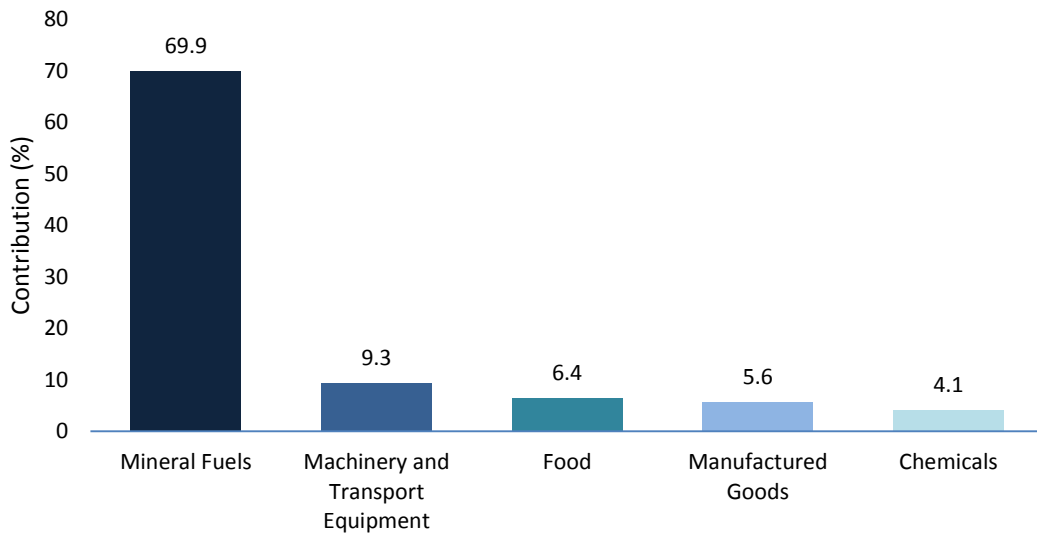
3. *The increase in Mineral Fuels exports was largely due to an increase in the value of exports of crude oil, Liquefied Natural Gas (LNG) and petroleum products from the downstream activities. The increase in exports of crude oil was attributed to a significant increase in average price to USD85.40 per barrel (October 2021) from USD39.11 per barrel (October 2020). Furthermore, the increase in the exports of LNG was due to an increase in the average price to USD11.81 per MMBtu (October 2021) from USD5.51 per MMBtu (October 2020). Meanwhile, the exports value of petroleum products from downstream activities increased to BND482.9 million (October 2021) from BND127.6 million (October 2020), of which the main commodity was automotive diesel fuels.*
4. *In terms of commodity by section, Mineral Fuels represents the major contributor to Brunei Darussalam's exports (79.0 per cent), followed by Chemicals (19.1 per cent), and Machinery and Transport Equipment (0.8 per cent).*
5. *The main exports market in October 2021 was People's Republic of China (27.4 per cent) followed by Australia (24.1 per cent) and Singapore (21.0 per cent). The largest export commodity to People's Republic of China was Chemicals followed by Mineral Fuels. Meanwhile, the largest export to Australia and Singapore was Mineral Fuels.*

### Share of Exports by Trading Partners



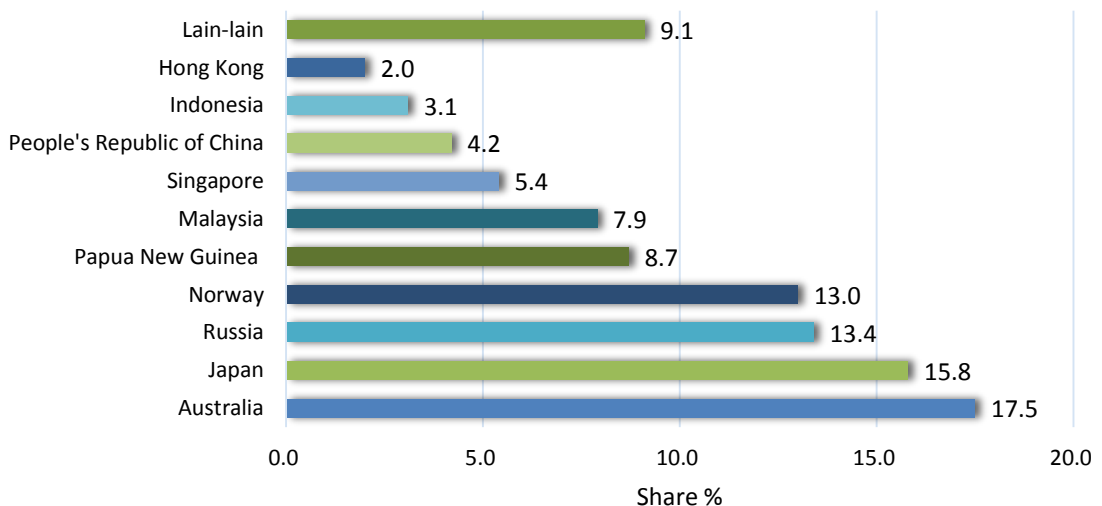
6. *For imports, the total value decreased to BND870.9 million (October 2021) from BND932.1 million (October 2020) mainly due to a decline in imports of Machinery and Transport Equipment and Chemicals.*
7. *The five main imports by commodity were Mineral Fuels (69.9 per cent), followed by Machinery and Transport Equipment (9.3 per cent), Food (6.4 per cent), Manufactured Goods (5.6 per cent) and Chemicals (4.2 per cent).*

### Five Main Imports by Commodity



8. *By End Use Category, imports of Intermediate Goods accounted for 56.7 per cent of the total imports, followed by Capital Goods (39.3 per cent) and Consumption Goods (4.0 per cent).*
9. *For imports by trading partners, the highest share was from Australia (17.5 per cent), followed by Japan (15.8 per cent), and Russia (13.4 per cent), with Mineral Fuels as the largest import commodity.*

### Share of Imports by Trading Partners





10. *According to the mode of transport, in October 2021, the highest share for both exports and imports was transport by sea, which amounted to BND2,183.7 million (96.3 per cent). This was followed by air transport (BND61.7 million or 2.7 per cent) and via land (BND23.0 million or 1.0 per cent).*
  
11. *The International Merchandise Trade Statistics (IMTS) for Brunei Darussalam adopts the General System for recording trade statistics, which covers imports, domestic exports, and re-exports. The IMTS full report for October 2021 is available from the DEPS's website at [www.deps.gov.bn](http://www.deps.gov.bn).*