



SIARAN MEDIA

MEDIA RELEASE

PERANGKAAN PERDAGANGAN BARANGAN

ANTARABANGSA

INTERNATIONAL MERCHANDISE TRADE STATISTICS (IMTS)

SEPTEMBER

SEPTEMBER

2021



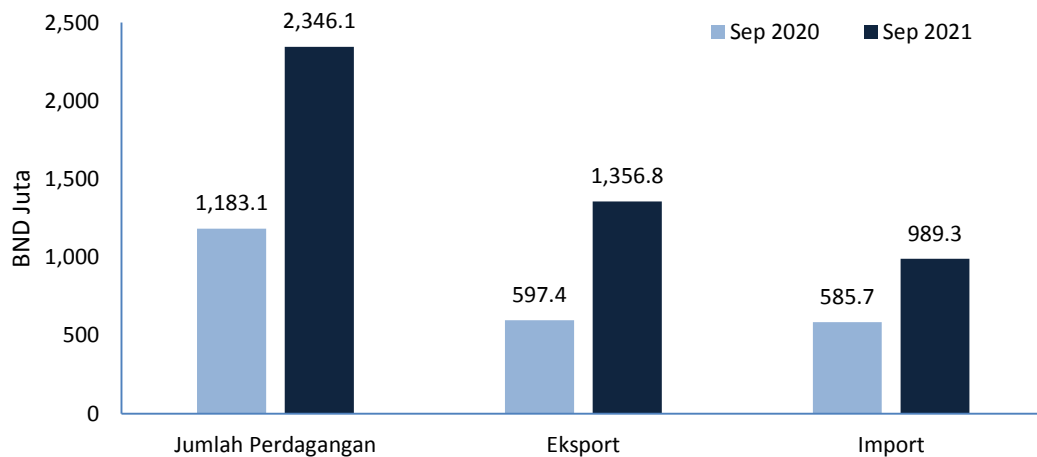
SIARAN MEDIA
JABATAN PERANCANGAN EKONOMI DAN STATISTIK
KEMENTERIAN KEWANGAN DAN EKONOMI

PERANGKAAAN PERDAGANGAN BARANGAN ANTARABANGSA
SEPTEMBER 2021

TAJUK UTAMA: JUMLAH PERDAGANGAN MENINGKAT SEBANYAK 98.3 PERATUS
BAGI BULAN SEPTEMBER 2021

1. Pada bulan September 2021, Negara Brunei Darussalam telah mencatatkan nilai jumlah perdagangan sebanyak BND2,346.1 juta, iaitu peningkatan sebanyak 98.3 peratus daripada BND1,183.1 juta pada bulan yang sama tahun 2020. Manakala, bagi perubahan bulan-ke-bulan, jumlah perdagangan bagi bulan September 2021 meningkat sebanyak 5.3 peratus berbanding dengan bulan Ogos 2021.

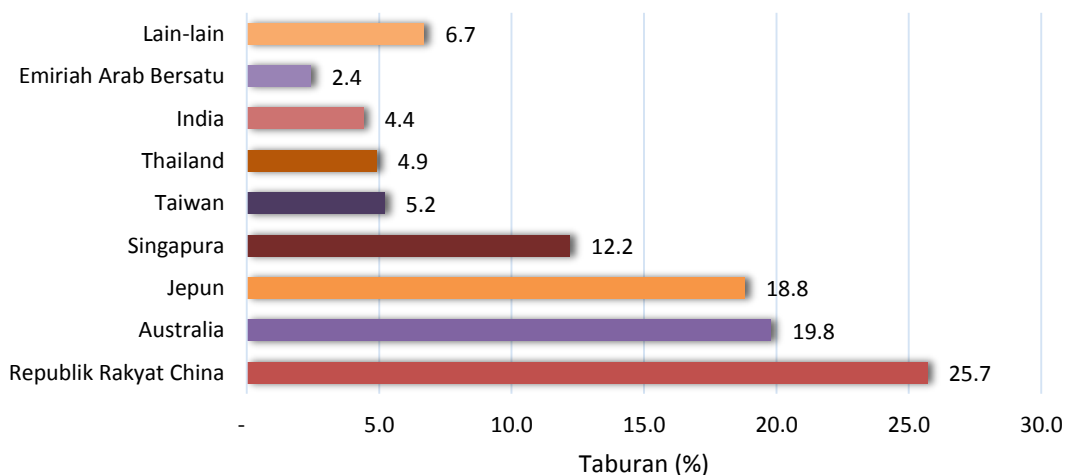
Prestasi Perdagangan Bagi Negara Brunei Darussalam



2. Jumlah eksport meningkat sebanyak 127.1 peratus tahun-ke-tahun kepada BND1,356.8 juta berbanding BND597.4 juta pada September 2020. Ini terutamanya disebabkan oleh peningkatan eksport Bahan Api Galian kepada BND1,053.7 juta (September 2021) daripada BND438.7 juta (September 2020), dan juga eksport Kimia kepada BND265.4 juta (September 2021) daripada BND142.6 juta (September 2020).

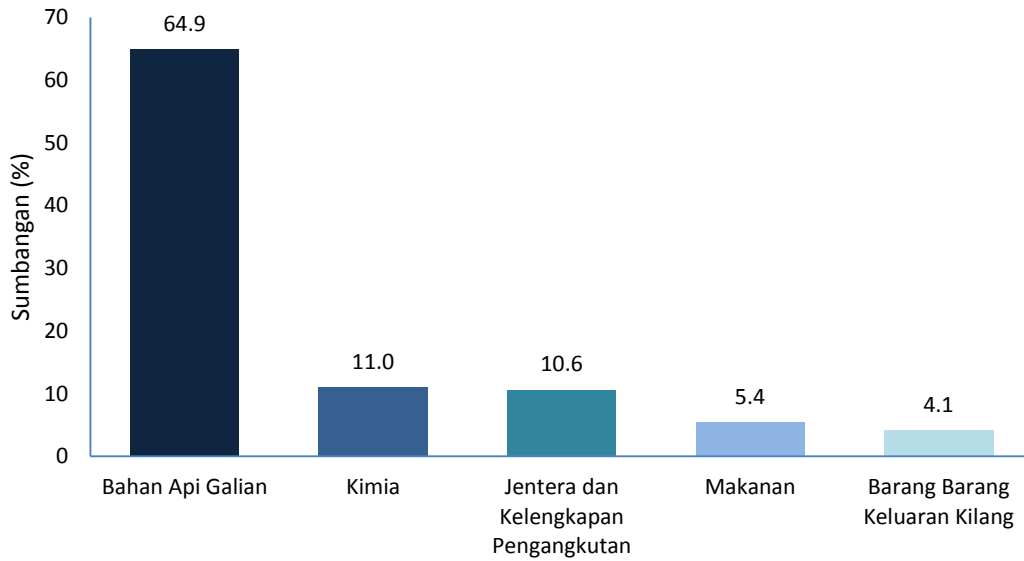
3. Peningkatan eksport Bahan Api Galian terutamanya didorong oleh peningkatan dalam nilai eksport minyak mentah, eksport Gas Cecair Asli (LNG), dan eksport produk petroleum dari aktiviti hiliran. Peningkatan eksport minyak mentah adalah disebabkan oleh peningkatan harga purata kepada USD76.69 setong (September 2021) daripada USD42.85 setong (September 2020), dan juga peningkatan jumlah isipadu kepada 86.56 ribu tong sehari (September 2021) daripada 64.88 ribu tong sehari (September 2020). Begitu juga bagi eksport LNG, yang mana peningkatannya adalah disebabkan oleh peningkatan harga purata kepada USD11.42 per MMBtu (September 2021) daripada USD4.56 per MMBtu (September 2020). Manakala nilai eksport produk petroleum dari aktiviti hiliran meningkat kepada BND491.1 juta daripada BND155.3 juta, yang mana komoditi utama adalah bahan api diesel automotif.
4. Dari segi komoditi mengikut seksyen, Bahan Api Galian merupakan penyumbang utama kepada eksport Negara Brunei Darussalam (77.7 peratus), diikuti dengan Kimia (19.6 peratus) dan Jentera dan Kelengkapan Pengangkutan (1.0 peratus).
5. Pasaran eksport utama pada bulan September 2021 adalah Republik Rakyat China (25.7 peratus) diikuti oleh Australia (19.8 peratus) dan Jepun (18.8 peratus). Komoditi eksport terbesar ke Republik Rakyat China adalah Kimia diikuti dengan Bahan Api Galian. Manakala, eksport terbesar ke negara Australia dan Jepun adalah Bahan Api Galian.

Peratus Taburan Eksport Mengikut Rakan Dagangan



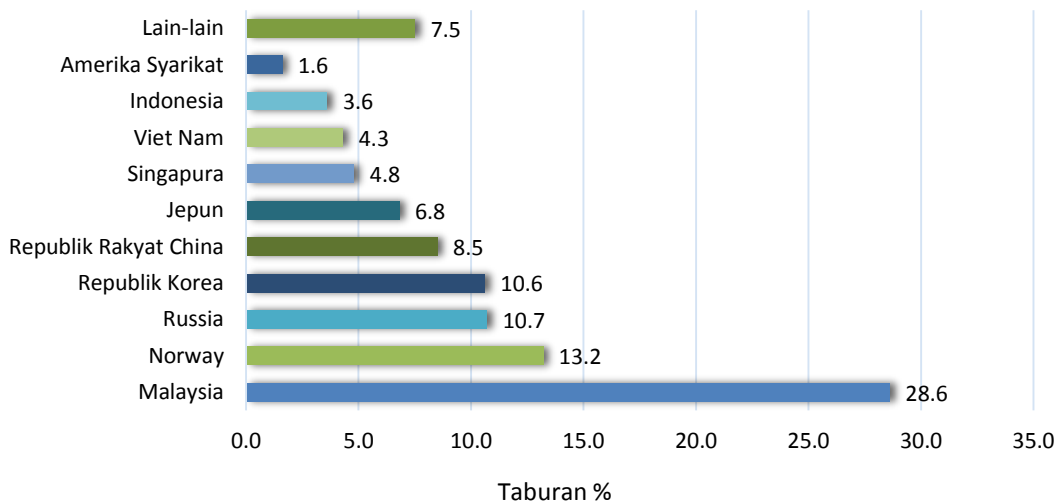
6. Bagi import pula, jumlah nilai menunjukkan peningkatan kepada BND989.3 juta (September 2021) daripada BND585.7 juta (September 2020) terutamanya disebabkan oleh peningkatan import Bahan Api Galian yang sebahagian besarnya digunakan sebagai input bagi penghasilan produk petrokimia.
7. Lima komoditi import utama pada bulan ini adalah Bahan Api Galian (64.9 peratus) diikuti oleh Kimia (11.0 peratus), Jentera dan Kelengkapan Pengangkutan (10.6 peratus), Makanan (5.4 peratus) dan Barang-barang Keluaran Kilang (4.1 peratus).

Lima Komoditi Import Utama



- 8. Mengikut Kategori Penggunaan Akhir, import Barang Perantaraan menyumbang sebanyak 58.7 peratus dari jumlah import diikuti oleh import Barang Modal (37.2 peratus) dan Barang Penggunaan (4.2 peratus).
- 9. Dari segi import mengikut rakan dagangan, sumbangan terbesar adalah dari Malaysia (28.6 peratus) diikuti oleh Norway (13.2 peratus), dan Russia (10.7 peratus) dengan komoditi import terbesar adalah Bahan Api Galian.

Peratus Taburan Import Mengikut Rakan Dagangan



10. Mengikut mod pengangkutan, pada bulan September 2021, peratus yang tertinggi adalah mod pengangkutan laut berjumlah BND2,239.5 juta (95.5 peratus). Ini diikuti oleh pengangkutan udara (BND80.4 juta atau 3.4 peratus) dan melalui darat (BND26.2 juta atau 1.1 peratus).

11. Perangkaan Perdagangan Barangan Antarabangsa (*International Merchandise Trade Statistics, IMTS*) bagi Negara Brunei Darussalam menggunakan "*General System*" bagi merekodkan perangkaan perdagangan yang meliputi import, eksport domestik dan eksport semula. Laporan penuh IMTS bagi bulan September 2021 boleh didapati melalui laman sesawang JPES di www.deps.gov.bn.

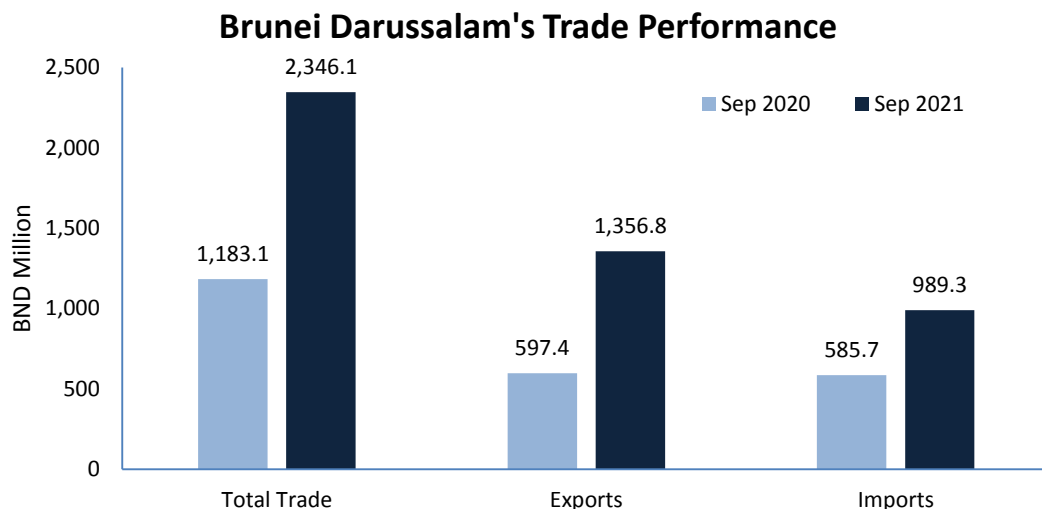


MEDIA RELEASE
DEPARTMENT OF ECONOMIC PLANNING AND STATISTICS
MINISTRY OF FINANCE AND ECONOMY

INTERNATIONAL MERCHANDISE TRADE STATISTICS (IMTS)
SEPTEMBER 2021

HEADLINE: TOTAL TRADE INCREASED BY 98.3 PER CENT IN SEPTEMBER 2021

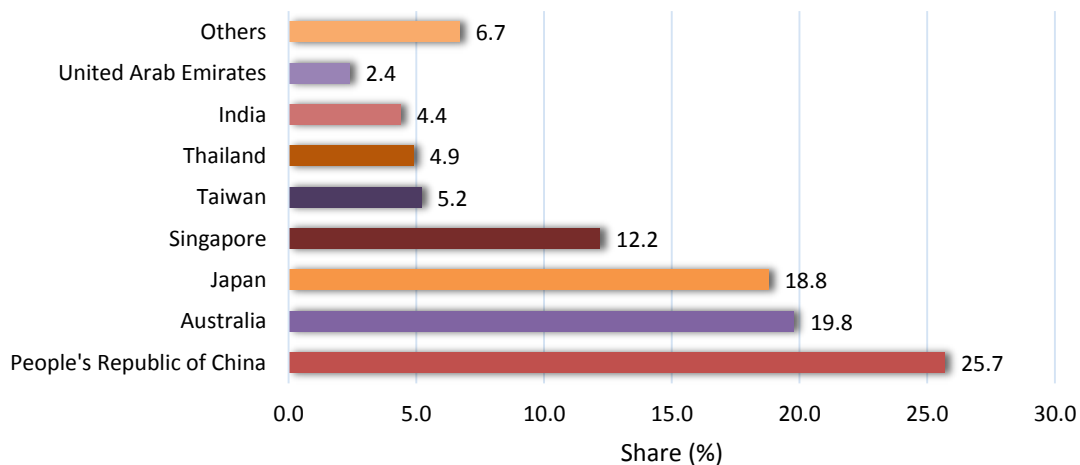
1. In September 2021, Brunei Darussalam's total trade was valued at BND2,346.1 million, an increase by 98.3 per cent from BND1,183.1 million during the same month last year. Meanwhile, for month-to-month changes, total trade for September 2021 increased by 5.3 per cent compared to August 2021.



2. Total exports increased by 127.1 per cent year-on-year to BND1,356.8 million compared to BND597.4 million in September 2020. This was mainly due to the increase in Mineral Fuels exports to BND1,053.7 million (September 2021) from BND438.7 million (September 2020), and Chemicals exports to BND265.4 million (September 2021) from BND142.6 million (September 2020).

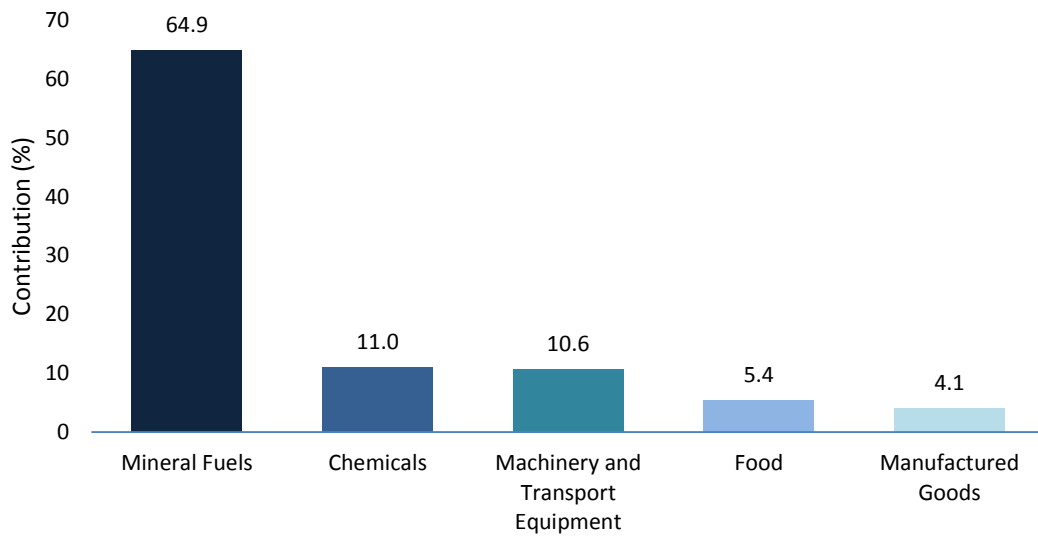
3. *The increase in Mineral Fuels exports was largely due to an increase in the value of exports of crude oil, exports of Liquefied Natural Gas (LNG) and exports of petroleum products from the downstream activities. The increase in exports of crude oil was attributed to an increase in average price to USD76.69 per barrel (September 2021) from USD42.85 per barrel (September 2020) and an increase in total volume to 86.56 thousand barrels per day (September 2021) from 64.88 thousand barrels per day (September 2020). Furthermore, the increase in the exports of LNG was due to an increase in the average price to USD11.42 per MMBtu (September 2021) from USD4.56 per MMBtu (September 2020). Meanwhile, the exports value of petroleum products from downstream activities increased to BND491.1 million from BND155.3 million, which the main commodity was automotive diesel fuels.*
4. *In terms of commodity by section, Mineral Fuels were the major contributor to Brunei Darussalam's exports (77.7 per cent), followed by Chemicals (19.6 per cent), and Machinery and Transport Equipment (1.0 per cent).*
5. *The main exports market in September 2021 was People's Republic of China (25.7 per cent) followed by Australia (19.8 per cent) and Japan (18.8 per cent). The largest export commodity to People's Republic of China was Chemicals followed by Mineral Fuels. Meanwhile, largest export to Australia and Japan was Mineral Fuels.*

Share of Exports by Trading Partners



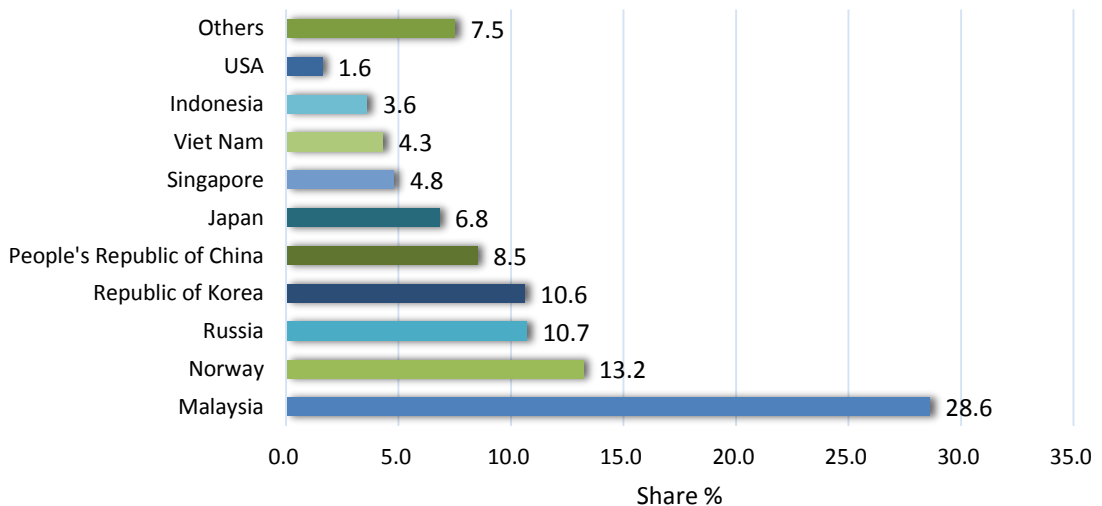
6. *For imports, the total value increased to BND989.3 million (September 2021) from BND585.7 million (September 2020) was mainly driven by an increase in imports of Mineral Fuels which are largely used as input for the production of petrochemical products.*
7. *The five main imports by commodity were Mineral Fuels (64.9 per cent), followed by Chemicals (11.0 per cent), Machinery and Transport Equipment (10.6 per cent), Food (5.4 per cent) and Manufactured Goods (4.1 per cent).*

Five Main Imports by Commodity



8. *By End Use Category, imports of Intermediate Goods accounted for 58.7 per cent of the total imports, followed by Capital Goods (37.2 per cent) and Consumption Goods (4.2 per cent).*
9. *For imports by trading partners, the highest share was from Malaysia (28.6 per cent), followed by Norway (13.2 per cent), and Russia (10.7 per cent), with Mineral Fuels as the largest import commodity.*

Share of Imports by Trading Partners



10. *According to the mode of transport, in September 2021, the highest share was transport by sea, which amounted to BND2,239.5 million (95.5 per cent). This was followed by air transport (BND80.4 million or 3.4 per cent) and via land (BND26.2 million or 1.1 per cent).*

11. *The International Merchandise Trade Statistics (IMTS) for Brunei Darussalam adopts the General System for recording trade statistics, which covers imports, domestic exports, and re-exports. The IMTS full report for September 2021 is available from the DEPS's website at www.deps.gov.bn.*