



SIARAN MEDIA

MEDIA RELEASE

PERANGKAAN PERDAGANGAN BARANGAN

ANTARABANGSA

INTERNATIONAL MERCHANDISE TRADE STATISTICS (IMTS)

OGOS

AUGUST

2021



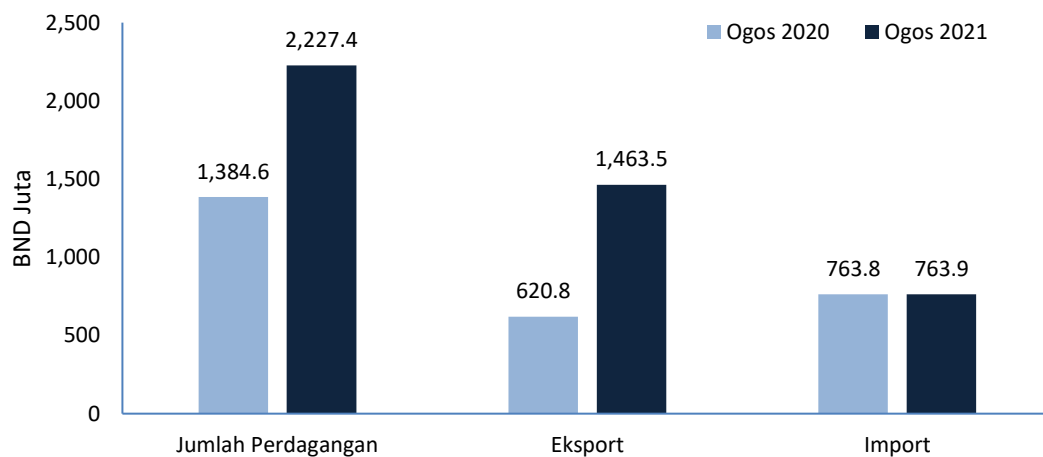
SIARAN MEDIA
JABATAN PERANCANGAN EKONOMI DAN STATISTIK
KEMENTERIAN KEWANGAN DAN EKONOMI

PERANGKAAAN PERDAGANGAN BARANGAN ANTARABANGSA
OGOS 2021

TAJUK UTAMA: JUMLAH PERDAGANGAN MENINGKAT SEBANYAK 60.9 PERATUS
BAGI BULAN OGOS 2021

1. Pada bulan Ogos 2021, Negara Brunei Darussalam telah mencatatkan nilai jumlah perdagangan sebanyak BND2,227.4 juta, iaitu peningkatan sebanyak 60.9 peratus daripada BND1,384.6 juta pada bulan yang sama tahun 2020. Manakala, bagi perubahan bulan-ke-bulan, jumlah perdagangan bagi bulan Ogos 2021 menurun sebanyak 11.1 peratus berbanding dengan bulan Julai 2021.

Prestasi Perdagangan Bagi Negara Brunei Darussalam

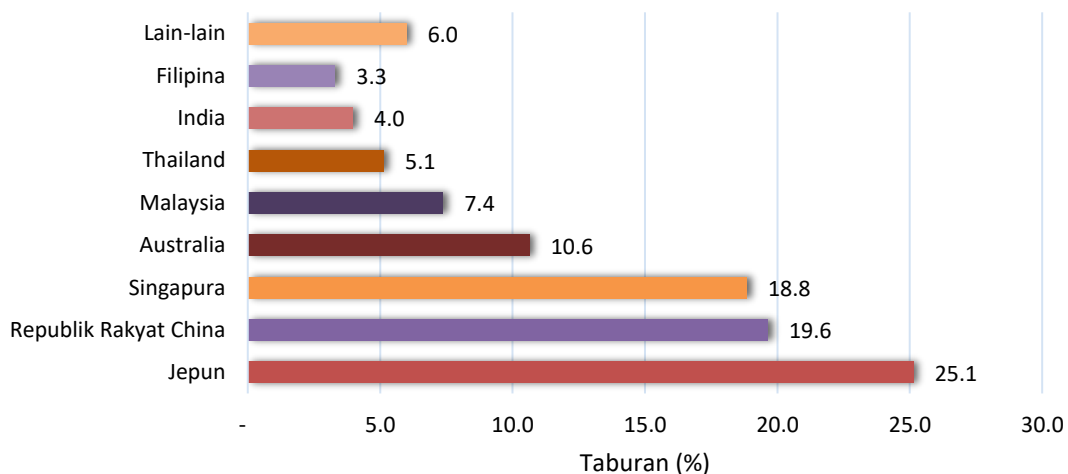


2. Jumlah eksport meningkat sebanyak 135.7 peratus tahun-ke-tahun kepada BND1,463.5 juta berbanding BND620.8 juta pada Ogos 2020. Ini terutamanya disebabkan oleh peningkatan eksport Bahan Api Galian kepada BND1,153.3 juta (Ogos 2021) daripada BND505.0 juta (Ogos 2020), dan juga eksport Kimia kepada BND290.3 juta (Ogos 2021) daripada BND102.1 juta (Ogos 2020).
3. Peningkatan eksport Bahan Api Galian terutamanya didorong oleh peningkatan dalam nilai eksport minyak mentah, eksport Gas Cecair Asli (LNG), dan eksport produk petroleum dari aktiviti hiliran. Peningkatan eksport minyak mentah adalah disebabkan oleh peningkatan harga purata kepada USD72.79 setong (Ogos 2021) daripada USD46.99 setong (Ogos 2020), dan juga peningkatan jumlah isipadu kepada 77.02 ribu

tong sehari (Ogos 2021) daripada 70.09 ribu tong sehari (Ogos 2020). Begitu juga bagi eksport LNG, yang mana peningkatannya adalah disebabkan oleh peningkatan harga purata kepada USD9.92 per MMBtu (Ogos 2021) daripada USD5.03 per MMBtu (Ogos 2020), dan juga peningkatan jumlah isipadu kepada 906,328 MMBtu sehari (Ogos 2021) daripada 752,055 MMBtu sehari (Ogos 2020). Manakala, nilai eksport produk petroleum dari aktiviti hiliran meningkat kepada BND540.6 juta daripada BND206.5 juta.

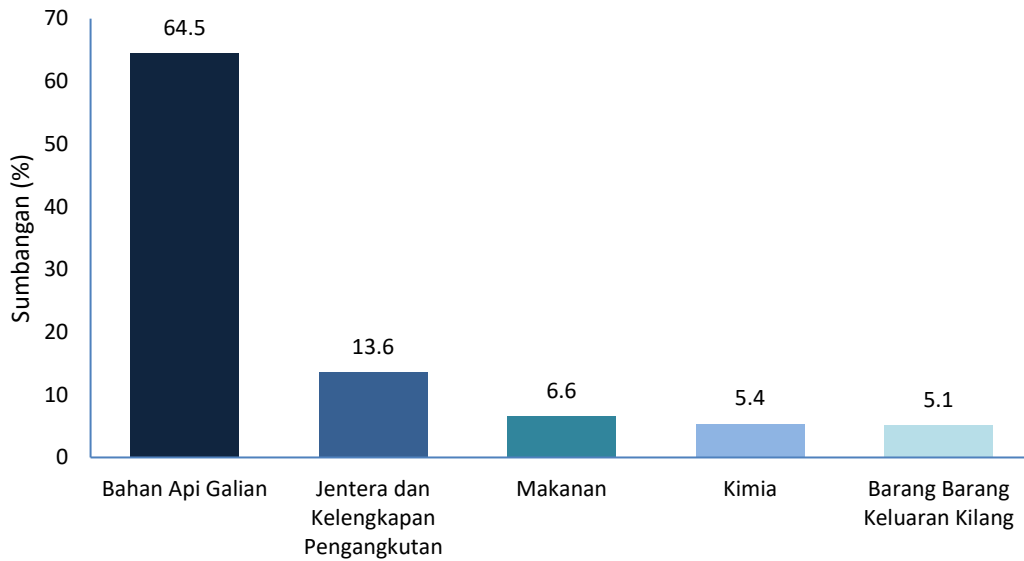
4. Dari segi komoditi mengikut seksyen, Bahan Api Galian merupakan penyumbang utama kepada eksport Negara Brunei Darussalam (78.8 peratus), diikuti dengan Kimia (19.8 peratus) dan Jentera dan Kelengkapan Pengangkutan (0.5 peratus).
5. Pasaran eksport utama pada bulan Ogos 2021 adalah Jepun (25.1 peratus) diikuti oleh Republik Rakyat China (19.6 peratus) dan Singapura (18.8 peratus). Komoditi eksport terbesar ke negara Jepun dan Singapura adalah Bahan Api Galian, manakala, eksport ke Republik Rakyat China adalah Kimia.

Peratus Taburan Eksport Mengikut Rakan Dagangan



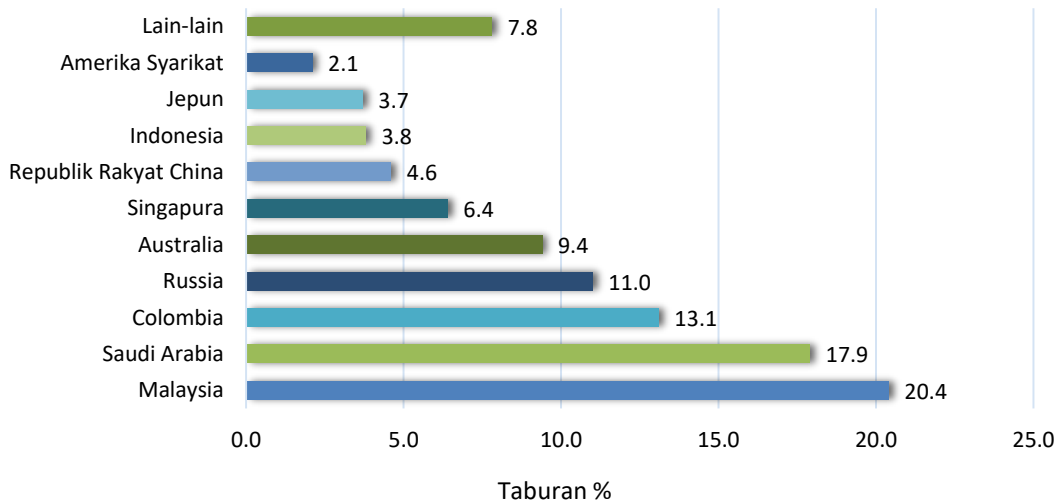
6. Bagi import pula, jumlah nilai menunjukkan peningkatan kepada BND763.9 juta (Ogos 2021) daripada BND763.8 juta (Ogos 2020) terutamanya disebabkan oleh peningkatan import Bahan Api Galian yang sebahagian besarnya digunakan sebagai input bagi penghasilan produk petrokimia.
7. Lima komoditi import utama pada bulan ini adalah Bahan Api Galian (64.5 peratus) diikuti oleh Jentera dan Kelengkapan Pengangkutan (13.6 peratus), Makanan (6.6 peratus), Kimia (5.4 peratus) dan Barang Barang Keluaran Kilang (5.1 peratus).

Lima Komoditi Import Utama



- 8. Mengikut Kategori Penggunaan Akhir, import Barang Perantaraan menyumbang sebanyak 58.4 peratus dari jumlah import diikuti oleh import Barang Modal (37.3 peratus) dan Barang Penggunaan (4.3 peratus).
- 9. Dari segi import mengikut rakan dagangan, sumbangan terbesar adalah dari Malaysia (20.4 peratus) diikuti oleh Saudi Arabia (17.9 peratus), dan Colombia (13.1 peratus) dengan komoditi import terbesar adalah Bahan Api Galian.

Peratus Taburan Import Mengikut Rakan Dagangan



10. Mengikut mod pengangkutan, pada bulan Ogos 2021, peratus yang tertinggi adalah mod pengangkutan laut berjumlah BND2,139.2 juta (96.0 peratus). Ini diikuti oleh pengangkutan udara (BND62.2 juta atau 2.8 peratus) dan melalui darat (BND25.9 juta atau 1.2 peratus).

11. Perangkaan Perdagangan Barangan Antarabangsa (*International Merchandise Trade Statistics, IMTS*) bagi Negara Brunei Darussalam menggunakan “*General System*” bagi merekodkan perangkaan perdagangan yang meliputi import, eksport domestik dan eksport semula. Laporan penuh IMTS bagi bulan Ogos 2021 boleh didapati melalui laman sesawang JPES di www.deps.gov.bn.

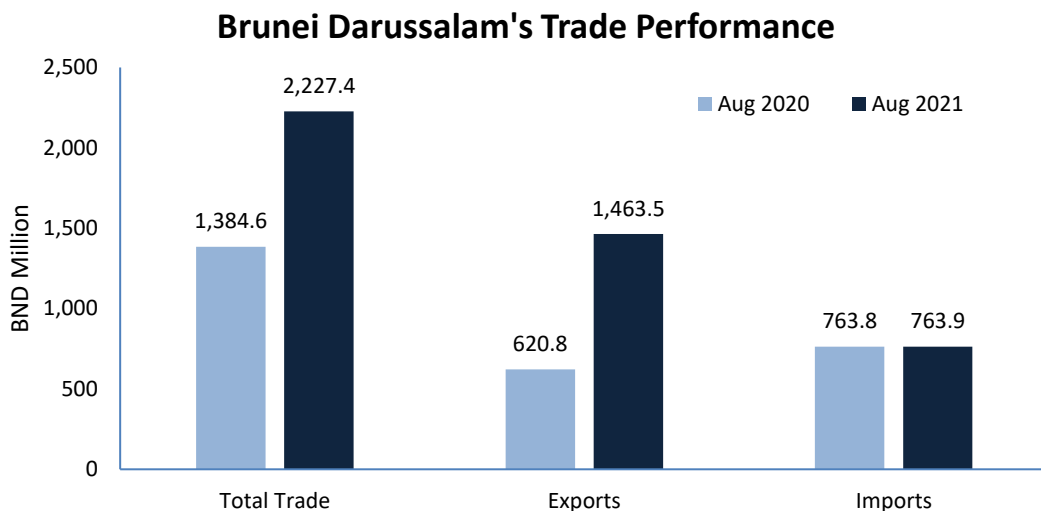


MEDIA RELEASE
DEPARTMENT OF ECONOMIC PLANNING AND STATISTICS
MINISTRY OF FINANCE AND ECONOMY

INTERNATIONAL MERCHANDISE TRADE STATISTICS (IMTS)
AUGUST 2021

HEADLINE: TOTAL TRADE INCREASED BY 60.9 PER CENT IN AUGUST 2021

1. In August 2021, Brunei Darussalam's total trade was valued at BND2,227.4 million, an increase by 60.9 per cent from BND1,384.6 million during the same month last year. Meanwhile, for month-to-month changes, total trade for August 2021 decreased by 11.1 per cent compared to July 2021.

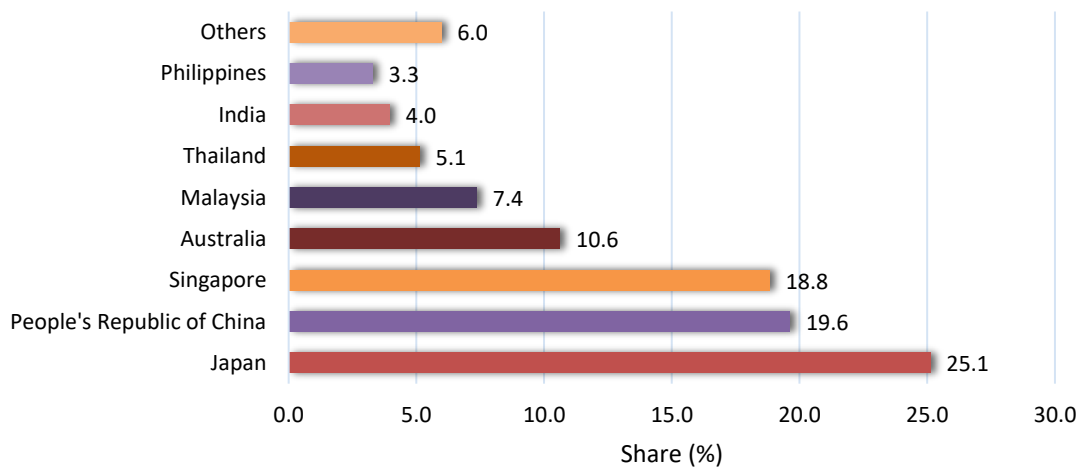


2. Total exports increased by 135.7 per cent year-on-year to BND1,463.5 million compared to BND620.8 million in August 2020. This was mainly due to the increase in Mineral Fuels exports to BND1,153.3 million (August 2021) from BND505.0 million (August 2020), and Chemicals exports to BND290.3 million (August 2021) from BND102.1 million (August 2020).
3. The increase in Mineral Fuels exports was largely due to an increase in the value of exports of crude oil, exports of Liquefied Natural Gas (LNG) and exports of petroleum products from the downstream activities. The increase in exports of crude oil was attributed to a significant increase in average price to USD72.79 per barrel (August 2021) from USD46.99 per barrel (August 2020), as well as an increase in total volume to 77.02 thousand barrels per day (August 2021) from 70.09 thousand barrels per day

(August 2020). Likewise for LNG exports, the increase was due to an increase in the average price to USD9.92 per MMBtu (August 2021) from USD5.03 per MMBtu (August 2020), as well as an increase in total volume to 906,328 MMBtu per day (August 2021) from 752,055 MMBtu per day (August 2020). Meanwhile, exports value of petroleum products from downstream activities increased to BND540.6 million from BND206.5 million.

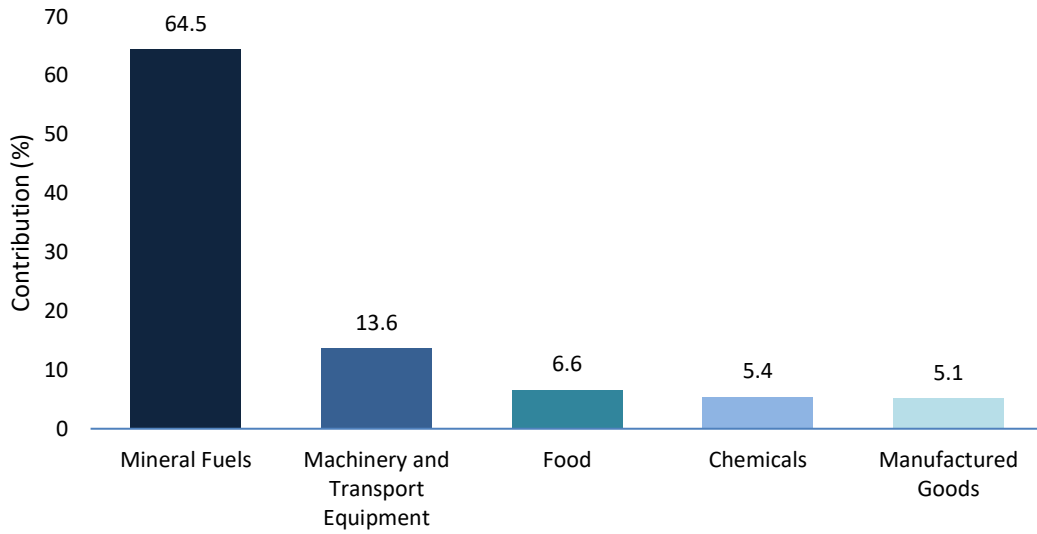
4. In terms of commodity by section, Mineral Fuels were the major contributor to Brunei Darussalam's exports (78.8 per cent), followed by Chemicals (19.8 per cent), and Machinery and Transport Equipment (0.5 per cent).
5. The main exports market in August 2021 was Japan (25.1 per cent) followed by People's Republic of China (19.6 per cent) and Singapore (18.8 per cent). The largest export commodity to Japan and Singapore was Mineral Fuels, meanwhile, exports to People's Republic of China was Chemicals.

Share of Exports by Trading Partners



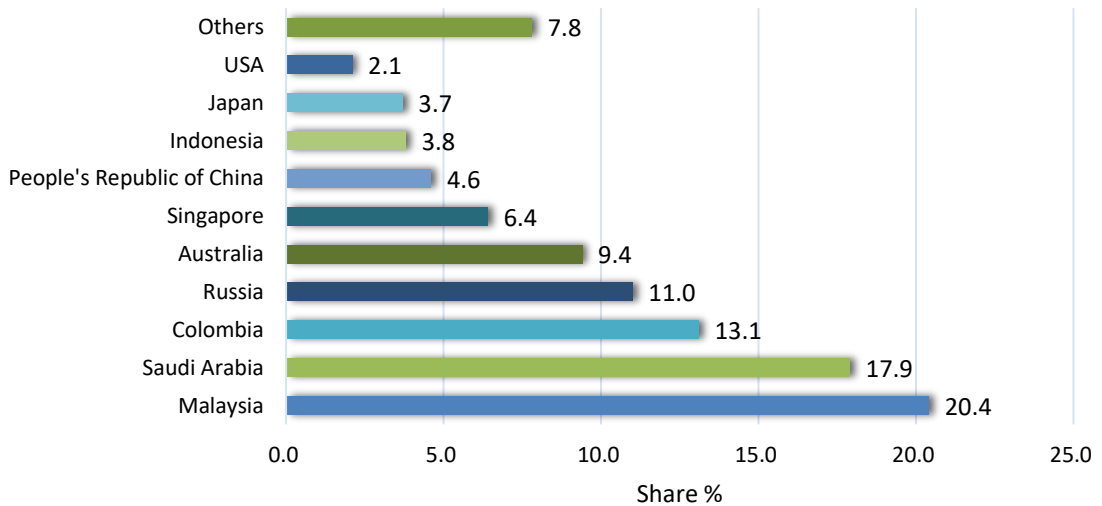
6. For imports, the total value increased to BND763.9 million (August 2021) from BND763.8 million (August 2020) mainly driven by an increase in imports of Mineral Fuels which are largely used as input for the production of petrochemical products.
7. The five main imports by commodity were Mineral Fuels (64.5 per cent), followed by Machinery and Transport Equipment (13.6 per cent), Food (6.6 per cent), Chemicals (5.4 per cent) and Manufactured Goods (5.1 per cent).

Five Main Imports by Commodity



8. *By End Use Category, imports of Intermediate Goods accounted for 58.4 per cent of the total imports, followed by Capital Goods (37.3 per cent) and Consumption Goods (4.3 per cent).*
9. *For imports by trading partners, the highest share was from Malaysia (20.4 per cent), followed by Saudi Arabia (17.9 per cent), and Colombia (13.1 per cent) with the largest import commodity was Mineral Fuels.*

Share of Imports by Trading Partners



10. *According to the mode of transport, in August 2021, the highest share was transport by sea, which amounted to BND2,139.2 million (96.0 per cent). This was followed by air transport (BND62.2 million or 2.8 per cent) and via land (BND25.9 million or 1.2 per cent).*

11. *The International Merchandise Trade Statistics (IMTS) for Brunei Darussalam adopts the General System for recording trade statistics, which covers imports, domestic exports, and re-exports. The IMTS full report for August 2021 is available from the DEPS's website at www.deps.gov.bn.*